Illinois Power Resources Generating, LLC
1500 Eastport Plaza Drive
Collinsville, IL 62234

October 23, 2025

Illinois Environmental Protection Agency
Bureau of Land – MC#33
Attn: Part 845 Coal Combustion Residual Rule Submittal
2520 West Iles Avenue
P.O. Box 19276
Springfield, IL 62794

Re: Duck Creek Power Plant Bottom Ash Basin; IEPA ID # W0578010001-03

Dear Mr. LeCrone:

In accordance with Title 35 of the Illinois Administrative Code (35 I.A.C.) § 845.610(b)(3)(D), Illinois Power Resources Generating, LLC is submitting groundwater monitoring data for the Quarter 3, 2025 sampling event at the Duck Creek Power Plant Bottom Ash Basin, identified by Illinois Environmental Protection Agency (IEPA) ID No. W0578010001-03. This data is being submitted and placed in the facility's operating record as required by 35 I.A.C. § 845.800(d)(15) within 60 days of receiving final laboratory analytical data. Results were evaluated for compliance with the groundwater protection standards (GWPSs) described in 35 I.A.C. § 845.600 to determine exceedances[1] of the GWPS.

Sincerely,

Dianna Tickner, PE, PMP
Senior Director, Demolition and Decommission

Enclosures

Groundwater Monitoring Data and Detected Exceedances, Quarter 3, 2025, Bottom Ash Basin, Duck Creek Power Plant, Canton, Illinois

[1] Throughout this document, "exceedance" or "exceedances" is intended to refer only to potential exceedances of proposed applicable background statistics or GWPSs as described in the proposed groundwater monitoring program, which was submitted to the IEPA on October 25, 2021 as part of Illinois Power Resources Generating, LLC's operating permit application for Duck Creek Power Plant Bottom Ash Basin, and subsequently revised on September 4, 2025. That operating permit application, including the proposed groundwater monitoring program, remains under review by the IEPA and therefore Illinois Power Resources Generating, LLC has not identified any actual exceedances.

35 I.A.C. § 845.610(B)(3)(D)
GROUNDWATER MONITORING DATA AND DETECTED EXCEEDANCES[1]
QUARTER 3, 2025
BOTTOM ASH BASIN, DUCK CREEK POWER PLANT, CANTON, ILLINOIS

October 23, 2025

Samples were collected and analyzed for the parameters listed in Title 35 of the Illinois Administrative Code (35 I.A.C.) § 845.600(a), calcium, and turbidity. Final laboratory analytical data was received on August 24, 2025.

The monitoring well locations are included in **Figure 1**. **Attachment A** summarizes the groundwater elevation data for the Quarter 3, 2025 sampling event. **Table 1** is a summary of the field parameters and analytical results. **Attachment B** contains the associated laboratory analytical reports and field data sheets for the Quarter 3, 2025 sampling event.

In accordance with 35 I.A.C. § 845.610(b)(3)(C) and the statistical analysis plan submitted with the operating permit application (Appendix A of the Groundwater Monitoring Plan)[2], and subsequently revised and submitted to IEPA[3], constituent concentrations observed at compliance monitoring wells in Quarter 3, 2025 were evaluated for compliance with the groundwater protection standards (GWPSs) described in 35 I.A.C. § 845.600 to determine exceedances of the GWPS (**Table 2**). **Attachment C** shows the results of the comparison to background levels.

The date of this submittal is considered to be the date that the exceedances were detected.

TABLES

FIGURES

[1] Throughout this document, "exceedance" or "exceedances" is intended to refer only to potential exceedances of proposed applicable background statistics or Groundwater Protection Standards (GWPSs) as described in the proposed groundwater monitoring program, which was submitted to the Illinois Environmental Protection Agency (IEPA) on October 25, 2021 as part of Illinois Power Resources Generating, LLC's operating permit application for Duck Creek Power Plant Bottom Ash Basin. That operating permit application, including the proposed groundwater monitoring program, remains under review by the IEPA and therefore Illinois Power Resources Generating, LLC has not identified any actual exceedances.

[2] Ramboll Americas Engineering Solutions, Inc. (Ramboll), 2021. *Groundwater Monitoring Plan. Bottom Ash Basin. Duck Creek Power Plant. Canton, Illinois.* October 25, 2021.

[3] Ramboll Americas Engineering Solutions, Inc. (Ramboll), 2025. *Groundwater Monitoring Plan Revision 1. Bottom Ash Basin. Duck Creek Power Plant. Newton, Illinois. September 4, 2025.*

ATTACHMENTS

Attachment A Groundwater Elevation Data - Quarter 3, 2025
Attachment B Laboratory Reports and Field Data Sheets - Quarter 3, 2025
Attachment C Comparison to Background - Quarter 3, 2025

TABLES

TABLE 1.
FIELD PARAMETERS AND ANALYTICAL RESULTS - QUARTER 3, 2025
845 QUARTERLY REPORT
DUCK CREEK POWER PLANT
BOTTOM ASH BASIN
CANTON, IL

Well ID	Well Type	Event	Date	Parameter	Result	Unit
BA05	Background	E010	07/16/2025	Antimony, total	0.00043 U	mg/L
BA05	Background	E010	07/16/2025	Arsenic, total	0.00460	mg/L
BA05	Background	E010	07/16/2025	Barium, total	0.0480	mg/L
BA05	Background	E010	07/16/2025	Beryllium, total	0.00059 U	mg/L
BA05	Background	E010	07/16/2025	Boron, total	0.0860	mg/L
BA05	Background	E010	07/16/2025	Cadmium, total	0.00074 U	mg/L
BA05	Background	E010	07/16/2025	Calcium, total	210	mg/L
BA05	Background	E010	07/16/2025	Chloride, total	10.0	mg/L
BA05	Background	E010	07/16/2025	Chromium, total	0.0028 U	mg/L
BA05	Background	E010	07/16/2025	Cobalt, total	0.001 J	mg/L
BA05	Background	E010	07/16/2025	Dissolved Oxygen	1.60	mg/L
BA05	Background	E010	07/16/2025	Fluoride, total	0.219 J	mg/L
BA05	Background	E010	07/16/2025	Lead, total	0.00083 J	mg/L
BA05	Background	E010	07/16/2025	Lithium, total	0.0065 J	mg/L
BA05	Background	E010	07/16/2025	Mercury, total	0.00014 U	mg/L
BA05	Background	E010	07/16/2025	Molybdenum, total	0.00180	mg/L
BA05	Background	E010	07/16/2025	Oxidation Reduction Potential	-61.0	mV
BA05	Background	E010	07/16/2025	pH (field)	6.9	SU
BA05	Background	E010	07/16/2025	Radium 226 + Radium 228, total	1.97	pCi/L
BA05	Background	E010	07/16/2025	Selenium, total	0.00074 U	mg/L
BA05	Background	E010	07/16/2025	Specific Conductance @ 25C (field)	1,630	micromhos/cm
BA05	Background	E010	07/16/2025	Sulfate, total	460	mg/L
BA05	Background	E010	07/16/2025	Temperature	23.7	degrees C
BA05	Background	E010	07/16/2025	Thallium, total	0.00038 U	mg/L
BA05	Background	E010	07/16/2025	Total Dissolved Solids	1,100	mg/L
BA05	Background	E010	07/16/2025	Turbidity, field	240	NTU
BA06	Background	E010	07/10/2025	Antimony, total	0.00043 U	mg/L
BA06	Background	E010	07/10/2025	Arsenic, total	0.00230	mg/L
BA06	Background	E010	07/10/2025	Barium, total	0.0840	mg/L
BA06	Background	E010	07/10/2025	Beryllium, total	0.00059 U	mg/L
BA06	Background	E010	07/10/2025	Boron, total	16.0	mg/L
BA06	Background	E010	07/10/2025	Cadmium, total	0.00074 U	mg/L
BA06	Background	E010	07/10/2025	Calcium, total	290	mg/L
BA06	Background	E010	07/10/2025	Chloride, total	580	mg/L
BA06	Background	E010	07/10/2025	Chromium, total	0.0028 U	mg/L
BA06	Background	E010	07/10/2025	Cobalt, total	0.00510	mg/L
BA06	Background	E010	07/10/2025	Dissolved Oxygen	0.770	mg/L
BA06	Background	E010	07/10/2025	Fluoride, total	0.257	mg/L
BA06	Background	E010	07/10/2025	Lead, total	0.00022 U	mg/L
BA06	Background	E010	07/10/2025	Lithium, total	0.005 U	mg/L
BA06	Background	E010	07/10/2025	Mercury, total	0.00014 U	mg/L
BA06	Background	E010	07/10/2025	Molybdenum, total	0.00140	mg/L
BA06	Background	E010	07/10/2025	Oxidation Reduction Potential	-67.0	mV
BA06	Background	E010	07/10/2025	pH (field)	6.9	SU
BA06	Background	E010	07/10/2025	Radium 226 + Radium 228, total	0.545	pCi/L
BA06	Background	E010	07/10/2025	Selenium, total	0.00074 U	mg/L

TABLE 1.
FIELD PARAMETERS AND ANALYTICAL RESULTS - QUARTER 3, 2025
845 QUARTERLY REPORT
DUCK CREEK POWER PLANT
BOTTOM ASH BASIN
CANTON, IL

Well ID	Well Type	Event	Date	Parameter	Result	Unit
BA06	Background	E010	07/10/2025	Specific Conductance @ 25C (field)	2,220	micromhos/cm
BA06	Background	E010	07/10/2025	Sulfate, total	400	mg/L
BA06	Background	E010	07/10/2025	Temperature	23.6	degrees C
BA06	Background	E010	07/10/2025	Thallium, total	0.00038 U	mg/L
BA06	Background	E010	07/10/2025	Total Dissolved Solids	1,800	mg/L
BA06	Background	E010	07/10/2025	Turbidity, field	25.5	NTU
BA01	Compliance	E010	07/03/2025	Antimony, total	0.00043 U	mg/L
BA01	Compliance	E010	07/03/2025	Arsenic, total	0.00180	mg/L
BA01	Compliance	E010	07/03/2025	Barium, total	0.130	mg/L
BA01	Compliance	E010	07/03/2025	Beryllium, total	0.00059 U	mg/L
BA01	Compliance	E010	07/03/2025	Boron, total	0.0920	mg/L
BA01	Compliance	E010	07/03/2025	Cadmium, total	0.00074 U	mg/L
BA01	Compliance	E010	07/03/2025	Calcium, total	130	mg/L
BA01	Compliance	E010	07/03/2025	Chloride, total	26.0	mg/L
BA01	Compliance	E010	07/03/2025	Chromium, total	0.0028 U	mg/L
BA01	Compliance	E010	07/03/2025	Cobalt, total	0.00073 J	mg/L
BA01	Compliance	E010	07/03/2025	Dissolved Oxygen	0	mg/L
BA01	Compliance	E010	07/03/2025	Fluoride, total	0.209 J	mg/L
BA01	Compliance	E010	07/03/2025	Lead, total	0.00022 U	mg/L
BA01	Compliance	E010	07/03/2025	Lithium, total	0.0067 J	mg/L
BA01	Compliance	E010	07/03/2025	Mercury, total	0.00014 J	mg/L
BA01	Compliance	E010	07/03/2025	Molybdenum, total	0.00110	mg/L
BA01	Compliance	E010	07/03/2025	Oxidation Reduction Potential	65.0	mV
BA01	Compliance	E010	07/03/2025	pH (field)	7.1	SU
BA01	Compliance	E010	07/03/2025	Radium 226 + Radium 228, total	2.79	pCi/L
BA01	Compliance	E010	07/03/2025	Selenium, total	0.00074 U	mg/L
BA01	Compliance	E010	07/03/2025	Specific Conductance @ 25C (field)	0	micromhos/cm
BA01	Compliance	E010	07/03/2025	Sulfate, total	160	mg/L
BA01	Compliance	E010	07/03/2025	Temperature	17.9	degrees C
BA01	Compliance	E010	07/03/2025	Thallium, total	0.00038 U	mg/L
BA01	Compliance	E010	07/03/2025	Total Dissolved Solids	640	mg/L
BA01	Compliance	E010	07/03/2025	Turbidity, field	418	NTU
BA02	Compliance	E010	07/03/2025	Antimony, total	0.00043 U	mg/L
BA02	Compliance	E010	07/03/2025	Arsenic, total	0.00160	mg/L
BA02	Compliance	E010	07/03/2025	Barium, total	0.200	mg/L
BA02	Compliance	E010	07/03/2025	Beryllium, total	0.00059 U	mg/L
BA02	Compliance	E010	07/03/2025	Boron, total	0.0910	mg/L
BA02	Compliance	E010	07/03/2025	Cadmium, total	0.00074 U	mg/L
BA02	Compliance	E010	07/03/2025	Calcium, total	98.0	mg/L
BA02	Compliance	E010	07/03/2025	Chloride, total	10.0	mg/L
BA02	Compliance	E010	07/03/2025	Chromium, total	0.0028 U	mg/L
BA02	Compliance	E010	07/03/2025	Cobalt, total	0.00048 U	mg/L
BA02	Compliance	E010	07/03/2025	Dissolved Oxygen	5.40	mg/L
BA02	Compliance	E010	07/03/2025	Fluoride, total	0.196 J	mg/L
BA02	Compliance	E010	07/03/2025	Lead, total	0.00022 U	mg/L
BA02	Compliance	E010	07/03/2025	Lithium, total	0.0055 J	mg/L

TABLE 1.
FIELD PARAMETERS AND ANALYTICAL RESULTS - QUARTER 3, 2025
845 QUARTERLY REPORT
DUCK CREEK POWER PLANT
BOTTOM ASH BASIN
CANTON, IL

Well ID	Well Type	Event	Date	Parameter	Result	Unit
BA02	Compliance	E010	07/03/2025	Mercury, total	0.00014 U	mg/L
BA02	Compliance	E010	07/03/2025	Molybdenum, total	0.00420	mg/L
BA02	Compliance	E010	07/03/2025	Oxidation Reduction Potential	148	mV
BA02	Compliance	E010	07/03/2025	pH (field)	7.6	SU
BA02	Compliance	E010	07/03/2025	Radium 226 + Radium 228, total	1.61	pCi/L
BA02	Compliance	E010	07/03/2025	Selenium, total	0.00074 U	mg/L
BA02	Compliance	E010	07/03/2025	Specific Conductance @ 25C (field)	868	micromhos/cm
BA02	Compliance	E010	07/03/2025	Sulfate, total	15.0	mg/L
BA02	Compliance	E010	07/03/2025	Temperature	20.3	degrees C
BA02	Compliance	E010	07/03/2025	Thallium, total	0.00038 U	mg/L
BA02	Compliance	E010	07/03/2025	Total Dissolved Solids	500	mg/L
BA02	Compliance	E010	07/03/2025	Turbidity, field	77.8	NTU
BA02L	Compliance	E010	--	Antimony, total	NS[7]	mg/L
BA02L	Compliance	E010	--	Arsenic, total	NS[7]	mg/L
BA02L	Compliance	E010	--	Barium, total	NS[7]	mg/L
BA02L	Compliance	E010	--	Beryllium, total	NS[7]	mg/L
BA02L	Compliance	E010	--	Boron, total	NS[7]	mg/L
BA02L	Compliance	E010	--	Cadmium, total	NS[7]	mg/L
BA02L	Compliance	E010	--	Calcium, total	NS[7]	mg/L
BA02L	Compliance	E010	--	Chloride, total	NS[7]	mg/L
BA02L	Compliance	E010	--	Chromium, total	NS[7]	mg/L
BA02L	Compliance	E010	--	Cobalt, total	NS[7]	mg/L
BA02L	Compliance	E010	--	Dissolved Oxygen	NS[7]	mg/L
BA02L	Compliance	E010	--	Fluoride, total	NS[7]	mg/L
BA02L	Compliance	E010	--	Lead, total	NS[7]	mg/L
BA02L	Compliance	E010	--	Lithium, total	NS[7]	mg/L
BA02L	Compliance	E010	--	Mercury, total	NS[7]	mg/L
BA02L	Compliance	E010	--	Molybdenum, total	NS[7]	mg/L
BA02L	Compliance	E010	--	Oxidation Reduction Potential	NS[7]	mV
BA02L	Compliance	E010	--	pH (field)	NS[7]	SU
BA02L	Compliance	E010	--	Radium 226 + Radium 228, total	NS[7]	pCi/L
BA02L	Compliance	E010	--	Selenium, total	NS[7]	mg/L
BA02L	Compliance	E010	--	Specific Conductance @ 25C (field)	NS[7]	micromhos/cm
BA02L	Compliance	E010	--	Sulfate, total	NS[7]	mg/L
BA02L	Compliance	E010	--	Temperature	NS[7]	degrees C
BA02L	Compliance	E010	--	Thallium, total	NS[7]	mg/L
BA02L	Compliance	E010	--	Total Dissolved Solids	NS[7]	mg/L
BA02L	Compliance	E010	--	Turbidity, field	NS[7]	NTU
BA03	Compliance	E010	07/03/2025	Antimony, total	0.00043 U	mg/L
BA03	Compliance	E010	07/03/2025	Arsenic, total	0.00069 U	mg/L
BA03	Compliance	E010	07/03/2025	Barium, total	0.120	mg/L
BA03	Compliance	E010	07/03/2025	Beryllium, total	0.00059 U	mg/L
BA03	Compliance	E010	07/03/2025	Boron, total	0.0170	mg/L
BA03	Compliance	E010	07/03/2025	Cadmium, total	0.00074 U	mg/L
BA03	Compliance	E010	07/03/2025	Calcium, total	100	mg/L
BA03	Compliance	E010	07/03/2025	Chloride, total	5.50	mg/L

TABLE 1.
FIELD PARAMETERS AND ANALYTICAL RESULTS - QUARTER 3, 2025
845 QUARTERLY REPORT
DUCK CREEK POWER PLANT
BOTTOM ASH BASIN
CANTON, IL

Well ID	Well Type	Event	Date	Parameter	Result	Unit
BA03	Compliance	E010	07/03/2025	Chromium, total	0.0028 U	mg/L
BA03	Compliance	E010	07/03/2025	Cobalt, total	0.00048 U	mg/L
BA03	Compliance	E010	07/03/2025	Dissolved Oxygen	0.360	mg/L
BA03	Compliance	E010	07/03/2025	Fluoride, total	0.2 J	mg/L
BA03	Compliance	E010	07/03/2025	Lead, total	0.00022 U	mg/L
BA03	Compliance	E010	07/03/2025	Lithium, total	0.0063 J	mg/L
BA03	Compliance	E010	07/03/2025	Mercury, total	0.00014 U	mg/L
BA03	Compliance	E010	07/03/2025	Molybdenum, total	0.00110	mg/L
BA03	Compliance	E010	07/03/2025	Oxidation Reduction Potential	202	mV
BA03	Compliance	E010	07/03/2025	pH (field)	7.6	SU
BA03	Compliance	E010	07/03/2025	Radium 226 + Radium 228, total	0.107	pCi/L
BA03	Compliance	E010	07/03/2025	Selenium, total	0.00093 J	mg/L
BA03	Compliance	E010	07/03/2025	Specific Conductance @ 25C (field)	756	micromhos/cm
BA03	Compliance	E010	07/03/2025	Sulfate, total	16.0	mg/L
BA03	Compliance	E010	07/03/2025	Temperature	21.6	degrees C
BA03	Compliance	E010	07/03/2025	Thallium, total	0.00038 U	mg/L
BA03	Compliance	E010	07/03/2025	Total Dissolved Solids	410	mg/L
BA03	Compliance	E010	07/03/2025	Turbidity, field	67.8	NTU
BA03L	Compliance	E010	07/03/2025	Antimony, total	0.00043 U	mg/L
BA03L	Compliance	E010	07/03/2025	Arsenic, total	0.00069 U	mg/L
BA03L	Compliance	E010	07/03/2025	Barium, total	0.120	mg/L
BA03L	Compliance	E010	07/03/2025	Beryllium, total	0.00059 U	mg/L
BA03L	Compliance	E010	07/03/2025	Boron, total	0.320	mg/L
BA03L	Compliance	E010	07/03/2025	Cadmium, total	0.00074 U	mg/L
BA03L	Compliance	E010	07/03/2025	Calcium, total	180	mg/L
BA03L	Compliance	E010	07/03/2025	Chloride, total	15.0	mg/L
BA03L	Compliance	E010	07/03/2025	Chromium, total	0.0028 U	mg/L
BA03L	Compliance	E010	07/03/2025	Cobalt, total	0.00048 U	mg/L
BA03L	Compliance	E010	07/03/2025	Dissolved Oxygen	1.60	mg/L
BA03L	Compliance	E010	07/03/2025	Fluoride, total	0.222 J	mg/L
BA03L	Compliance	E010	07/03/2025	Lead, total	0.00022 U	mg/L
BA03L	Compliance	E010	07/03/2025	Lithium, total	0.0056 J	mg/L
BA03L	Compliance	E010	07/03/2025	Mercury, total	0.00016 J	mg/L
BA03L	Compliance	E010	07/03/2025	Molybdenum, total	0.00091 J	mg/L
BA03L	Compliance	E010	07/03/2025	Oxidation Reduction Potential	159	mV
BA03L	Compliance	E010	07/03/2025	pH (field)	7.4	SU
BA03L	Compliance	E010	07/03/2025	Radium 226 + Radium 228, total	0.192	pCi/L
BA03L	Compliance	E010	07/03/2025	Selenium, total	0.00074 U	mg/L
BA03L	Compliance	E010	07/03/2025	Specific Conductance @ 25C (field)	1,330	micromhos/cm
BA03L	Compliance	E010	07/03/2025	Sulfate, total	370	mg/L
BA03L	Compliance	E010	07/03/2025	Temperature	21.5	degrees C
BA03L	Compliance	E010	07/03/2025	Thallium, total	0.00038 U	mg/L
BA03L	Compliance	E010	07/03/2025	Total Dissolved Solids	940	mg/L
BA03L	Compliance	E010	07/03/2025	Turbidity, field	69.4	NTU
BA04	Compliance	E010	07/10/2025	Antimony, total	0.00043 U	mg/L
BA04	Compliance	E010	07/10/2025	Arsenic, total	0.00130	mg/L

TABLE 1.
FIELD PARAMETERS AND ANALYTICAL RESULTS - QUARTER 3, 2025
845 QUARTERLY REPORT
DUCK CREEK POWER PLANT
BOTTOM ASH BASIN
CANTON, IL

Well ID	Well Type	Event	Date	Parameter	Result	Unit
BA04	Compliance	E010	07/10/2025	Barium, total	0.100	mg/L
BA04	Compliance	E010	07/10/2025	Beryllium, total	0.00059 U	mg/L
BA04	Compliance	E010	07/10/2025	Boron, total	0.220	mg/L
BA04	Compliance	E010	07/10/2025	Cadmium, total	0.00074 U	mg/L
BA04	Compliance	E010	07/10/2025	Calcium, total	140	mg/L
BA04	Compliance	E010	07/10/2025	Chloride, total	43.0	mg/L
BA04	Compliance	E010	07/10/2025	Chromium, total	0.0028 U	mg/L
BA04	Compliance	E010	07/10/2025	Cobalt, total	0.00082 J	mg/L
BA04	Compliance	E010	07/10/2025	Dissolved Oxygen	1.10	mg/L
BA04	Compliance	E010	07/10/2025	Fluoride, total	0.217 J	mg/L
BA04	Compliance	E010	07/10/2025	Lead, total	0.00022 U	mg/L
BA04	Compliance	E010	07/10/2025	Lithium, total	0.005 U	mg/L
BA04	Compliance	E010	07/10/2025	Mercury, total	0.00014 U	mg/L
BA04	Compliance	E010	07/10/2025	Molybdenum, total	0.00150	mg/L
BA04	Compliance	E010	07/10/2025	Oxidation Reduction Potential	-48.0	mV
BA04	Compliance	E010	07/10/2025	pH (field)	6.9	SU
BA04	Compliance	E010	07/10/2025	Radium 226 + Radium 228, total	0.94	pCi/L
BA04	Compliance	E010	07/10/2025	Selenium, total	0.00074 U	mg/L
BA04	Compliance	E010	07/10/2025	Specific Conductance @ 25C (field)	945	micromhos/cm
BA04	Compliance	E010	07/10/2025	Sulfate, total	190	mg/L
BA04	Compliance	E010	07/10/2025	Temperature	21.3	degrees C
BA04	Compliance	E010	07/10/2025	Thallium, total	0.00038 U	mg/L
BA04	Compliance	E010	07/10/2025	Total Dissolved Solids	720 J	mg/L
BA04	Compliance	E010	07/10/2025	Turbidity, field	4.40	NTU

Notes:
C = Celsius
cm = centimeter
Events:
E010 = Quarter 3, 2025 sampling event
mg/L = milligrams per liter
mV = millivolts
NTU = Nephelometric Turbidity Units
pCi/L = picocuries per liter
Result Code (if applicable):
NR[1] = Parameter not analyzed.
NS[1] = Well has been, or will be, abandoned; therefore, a sample was not collected.
NS[2] = Well either needs or was undergoing maintenance; therefore, a sample was not collected.
NS[3] = The location was not accessible; therefore, a sample was not collected.
NS[4] = The location could not be found; therefore, a sample was not collected.
NS[5] = The location was damaged; therefore, a sample was not collected.
NS[6] = Sampling pump could not yield a sample.
NS[7] = Well was either dry or purged dry and did not recover sufficiently to yield adequate volume for a sample.
NS[8] = A sample was not collected.
PM[1] = Parameter not analyzed as the well purged dry during sample collection and did not sufficiently recover to yield adequate sample volume for analysis.
Result qualifiers as defined in the United States Environmental Protection Agency's *National Functional Guidelines for Inorganic Superfund Methods Data Review*, EPA 542-R-20-006. November 2020.:
J = The result is an estimated quantity. The associated numerical value is the approximate concentration of the analyte in the sample.
J+ = The result is an estimated quantity, but the result may be biased high.
U = The analyte was analyzed for, but was not detected above the level of the adjusted detection limit or quantitation limit, as appropriate.
SU = Standard Units

TABLE 2.
EVALUATION OF COMPLIANCE - QUARTER 3, 2025
845 QUARTERLY REPORT
DUCK CREEK POWER PLANT
BOTTOM ASH BASIN
CANTON, IL

Well ID	HSU	Event	Parameter	Units	Date Range	Sample Count	Percent ND	Statistical Calculation	Statistical Result	GWPS	GWPS Source	Compliance Result
BA01	UA	E010	Antimony, total	mg/L	02/05/16 - 07/03/25	18	100	All ND - Last	0.003	0.006	Standard	No Exceedance
BA01	UA	E010	Arsenic, total	mg/L	02/05/16 - 07/03/25	18	22	CI around median	0.001	0.0240	Background	No Exceedance
BA01	UA	E010	Barium, total	mg/L	02/05/16 - 07/03/25	18	0	CB around T-S line	0.0942	2.0	Standard	No Exceedance
BA01	UA	E010	Beryllium, total	mg/L	02/05/16 - 07/03/25	18	100	All ND - Last	0.001	0.004	Standard	No Exceedance
BA01	UA	E010	Boron, total	mg/L	02/05/16 - 07/03/25	30	0	CI around median	0.023	7.90	Background	No Exceedance
BA01	UA	E010	Cadmium, total	mg/L	02/05/16 - 07/03/25	18	100	All ND - Last	0.001	0.005	Standard	No Exceedance
BA01	UA	E010	Chloride, total	mg/L	02/05/16 - 07/03/25	30	0	CB around linear reg	16.7	700	Background	No Exceedance
BA01	UA	E010	Chromium, total	mg/L	02/05/16 - 07/03/25	18	94	CI around median	0.004	0.1	Standard	No Exceedance
BA01	UA	E010	Cobalt, total	mg/L	02/05/16 - 07/03/25	18	89	CI around median	0.002	0.0300	Background	No Exceedance
BA01	UA	E010	Fluoride, total	mg/L	02/05/16 - 07/03/25	30	67	CB around T-S line	0.233	4.0	Standard	No Exceedance
BA01	UA	E010	Lead, total	mg/L	02/05/16 - 07/03/25	18	61	CB around T-S line	-0.00342	0.0420	Background	No Exceedance
BA01	UA	E010	Lithium, total	mg/L	02/05/16 - 07/03/25	18	100	All ND - Last	0.02	0.0680	Background	No Exceedance
BA01	UA	E010	Mercury, total	mg/L	02/05/16 - 07/03/25	18	89	CI around median	0.0002	0.002	Standard	No Exceedance
BA01	UA	E010	Molybdenum, total	mg/L	02/05/16 - 07/03/25	18	6	CB around T-S line	0.000532	0.1	Standard	No Exceedance
BA01	UA	E010	pH (field)	SU	02/05/16 - 07/03/25	34	0	CI around median	6.9/7.0	6.4/9.0	Background/Standard	No Exceedance
BA01	UA	E010	Radium 226 + Radium 228, total	pCi/L	02/05/16 - 07/03/25	18	0	CI around mean	0.639	7.27	Background	No Exceedance
BA01	UA	E010	Selenium, total	mg/L	02/05/16 - 07/03/25	17	100	All ND - Last	0.001	0.05	Standard	No Exceedance
BA01	UA	E010	Sulfate, total	mg/L	02/05/16 - 07/03/25	30	0	CB around linear reg	140	890	Background	No Exceedance
BA01	UA	E010	Thallium, total	mg/L	02/05/16 - 07/03/25	18	100	All ND - Last	0.001	0.002	Standard	No Exceedance
BA01	UA	E010	Total Dissolved Solids	mg/L	02/05/16 - 07/03/25	30	0	CB around T-S line	604	2,590	Background	No Exceedance
BA02	UA	E010	Antimony, total	mg/L	02/05/16 - 07/03/25	18	100	All ND - Last	0.003	0.006	Standard	No Exceedance
BA02	UA	E010	Arsenic, total	mg/L	02/05/16 - 07/03/25	18	11	CI around geomean	0.00169	0.0240	Background	No Exceedance
BA02	UA	E010	Barium, total	mg/L	02/05/16 - 07/03/25	18	0	CI around mean	0.191	2.0	Standard	No Exceedance
BA02	UA	E010	Beryllium, total	mg/L	02/05/16 - 07/03/25	18	94	CI around median	0.001	0.004	Standard	No Exceedance
BA02	UA	E010	Boron, total	mg/L	02/05/16 - 07/03/25	30	0	CB around linear reg	0.0527	7.90	Background	No Exceedance
BA02	UA	E010	Cadmium, total	mg/L	02/05/16 - 07/03/25	18	100	All ND - Last	0.001	0.005	Standard	No Exceedance
BA02	UA	E010	Chloride, total	mg/L	02/05/16 - 07/03/25	30	0	CB around linear reg	9.7	700	Background	No Exceedance

TABLE 2.
EVALUATION OF COMPLIANCE - QUARTER 3, 2025
845 QUARTERLY REPORT
DUCK CREEK POWER PLANT
BOTTOM ASH BASIN
CANTON, IL

Well ID	HSU	Event	Parameter	Units	Date Range	Sample Count	Percent ND	Statistical Calculation	Statistical Result	GWPS	GWPS Source	Compliance Result
BA02	UA	E010	Chromium, total	mg/L	02/05/16 - 07/03/25	18	100	All ND - Last	0.004	0.1	Standard	No Exceedance
BA02	UA	E010	Cobalt, total	mg/L	02/05/16 - 07/03/25	18	100	All ND - Last	0.002	0.0300	Background	No Exceedance
BA02	UA	E010	Fluoride, total	mg/L	02/05/16 - 07/03/25	30	83	CI around median	0.25	4.0	Standard	No Exceedance
BA02	UA	E010	Lead, total	mg/L	02/05/16 - 07/03/25	18	83	CI around median	0.001	0.0420	Background	No Exceedance
BA02	UA	E010	Lithium, total	mg/L	02/05/16 - 07/03/25	18	100	All ND - Last	0.02	0.0680	Background	No Exceedance
BA02	UA	E010	Mercury, total	mg/L	02/05/16 - 07/03/25	18	94	CI around median	0.0002	0.002	Standard	No Exceedance
BA02	UA	E010	Molybdenum, total	mg/L	02/05/16 - 07/03/25	18	0	CI around mean	0.00412	0.1	Standard	No Exceedance
BA02	UA	E010	pH (field)	SU	02/05/16 - 07/03/25	31	0	CI around mean	7.0/7.3	6.4/9.0	Background/Standard	No Exceedance
BA02	UA	E010	Radium 226 + Radium 228, total	pCi/L	02/05/16 - 07/03/25	18	0	CI around mean	0.515	7.27	Background	No Exceedance
BA02	UA	E010	Selenium, total	mg/L	02/05/16 - 07/03/25	18	89	CI around median	0.001	0.05	Standard	No Exceedance
BA02	UA	E010	Sulfate, total	mg/L	02/05/16 - 07/03/25	30	0	CB around linear reg	12.2	890	Background	No Exceedance
BA02	UA	E010	Thallium, total	mg/L	02/05/16 - 07/03/25	18	94	Most recent sample	0.001	0.002	Standard	No Exceedance
BA02	UA	E010	Total Dissolved Solids	mg/L	02/05/16 - 07/03/25	30	0	CI around mean	452	2,590	Background	No Exceedance
BA02L	UA/PMP	E010	Antimony, total	mg/L	--	--	--	--	NS[7]	0.006	Standard	--
BA02L	UA/PMP	E010	Arsenic, total	mg/L	--	--	--	--	NS[7]	0.0240	Background	--
BA02L	UA/PMP	E010	Barium, total	mg/L	--	--	--	--	NS[7]	2.0	Standard	--
BA02L	UA/PMP	E010	Beryllium, total	mg/L	--	--	--	--	NS[7]	0.004	Standard	--
BA02L	UA/PMP	E010	Boron, total	mg/L	--	--	--	--	NS[7]	7.90	Background	--
BA02L	UA/PMP	E010	Cadmium, total	mg/L	--	--	--	--	NS[7]	0.005	Standard	--
BA02L	UA/PMP	E010	Chloride, total	mg/L	--	--	--	--	NS[7]	700	Background	--
BA02L	UA/PMP	E010	Chromium, total	mg/L	--	--	--	--	NS[7]	0.1	Standard	--
BA02L	UA/PMP	E010	Cobalt, total	mg/L	--	--	--	--	NS[7]	0.0300	Background	--
BA02L	UA/PMP	E010	Fluoride, total	mg/L	--	--	--	--	NS[7]	4.0	Standard	--
BA02L	UA/PMP	E010	Lead, total	mg/L	--	--	--	--	NS[7]	0.0420	Background	--
BA02L	UA/PMP	E010	Lithium, total	mg/L	--	--	--	--	NS[7]	0.0680	Background	--
BA02L	UA/PMP	E010	Mercury, total	mg/L	--	--	--	--	NS[7]	0.002	Standard	--
BA02L	UA/PMP	E010	Molybdenum, total	mg/L	--	--	--	--	NS[7]	0.1	Standard	--

TABLE 2.
EVALUATION OF COMPLIANCE - QUARTER 3, 2025
845 QUARTERLY REPORT
DUCK CREEK POWER PLANT
BOTTOM ASH BASIN
CANTON, IL

Well ID	HSU	Event	Parameter	Units	Date Range	Sample Count	Percent ND	Statistical Calculation	Statistical Result	GWPS	GWPS Source	Compliance Result
BA02L	UA/PMP	E010	pH (field)	SU	--	--	--	--	NS[7]	6.4/9.0	Background/Standard	--
BA02L	UA/PMP	E010	Radium 226 + Radium 228, total	pCi/L	--	--	--	--	NS[7]	7.27	Background	--
BA02L	UA/PMP	E010	Selenium, total	mg/L	--	--	--	--	NS[7]	0.05	Standard	--
BA02L	UA/PMP	E010	Sulfate, total	mg/L	--	--	--	--	NS[7]	890	Background	--
BA02L	UA/PMP	E010	Thallium, total	mg/L	--	--	--	--	NS[7]	0.002	Standard	--
BA02L	UA/PMP	E010	Total Dissolved Solids	mg/L	--	--	--	--	NS[7]	2,590	Background	--
BA03	UA	E010	Antimony, total	mg/L	02/05/16 - 07/03/25	18	100	All ND - Last	0.003	0.006	Standard	No Exceedance
BA03	UA	E010	Arsenic, total	mg/L	02/05/16 - 07/03/25	18	89	CI around median	0.001	0.0240	Background	No Exceedance
BA03	UA	E010	Barium, total	mg/L	02/05/16 - 07/03/25	18	0	CB around linear reg	0.107	2.0	Standard	No Exceedance
BA03	UA	E010	Beryllium, total	mg/L	02/05/16 - 07/03/25	18	100	All ND - Last	0.001	0.004	Standard	No Exceedance
BA03	UA	E010	Boron, total	mg/L	02/05/16 - 07/03/25	30	0	CB around T-S line	0.0123	7.90	Background	No Exceedance
BA03	UA	E010	Cadmium, total	mg/L	02/05/16 - 07/03/25	18	100	All ND - Last	0.001	0.005	Standard	No Exceedance
BA03	UA	E010	Chloride, total	mg/L	02/05/16 - 07/03/25	30	0	CB around linear reg	4.56	700	Background	No Exceedance
BA03	UA	E010	Chromium, total	mg/L	02/05/16 - 07/03/25	18	89	CI around median	0.004	0.1	Standard	No Exceedance
BA03	UA	E010	Cobalt, total	mg/L	02/05/16 - 07/03/25	18	100	All ND - Last	0.002	0.0300	Background	No Exceedance
BA03	UA	E010	Fluoride, total	mg/L	02/05/16 - 07/03/25	30	63	CB around T-S line	0.229	4.0	Standard	No Exceedance
BA03	UA	E010	Lead, total	mg/L	02/05/16 - 07/03/25	18	78	CI around median	0.001	0.0420	Background	No Exceedance
BA03	UA	E010	Lithium, total	mg/L	02/05/16 - 07/03/25	18	100	All ND - Last	0.02	0.0680	Background	No Exceedance
BA03	UA	E010	Mercury, total	mg/L	02/05/16 - 07/03/25	18	89	CI around median	0.0002	0.002	Standard	No Exceedance
BA03	UA	E010	Molybdenum, total	mg/L	02/05/16 - 07/03/25	18	11	CB around linear reg	-0.000323	0.1	Standard	No Exceedance
BA03	UA	E010	pH (field)	SU	02/05/16 - 07/03/25	32	0	CI around mean	7.0/7.3	6.4/9.0	Background/Standard	No Exceedance
BA03	UA	E010	Radium 226 + Radium 228, total	pCi/L	02/05/16 - 07/03/25	18	0	CI around mean	0.542	7.27	Background	No Exceedance
BA03	UA	E010	Selenium, total	mg/L	02/05/16 - 07/03/25	18	44	CI around median	0.001	0.05	Standard	No Exceedance
BA03	UA	E010	Sulfate, total	mg/L	02/05/16 - 07/03/25	30	0	CB around linear reg	13.9	890	Background	No Exceedance
BA03	UA	E010	Thallium, total	mg/L	02/05/16 - 07/03/25	18	100	All ND - Last	0.001	0.002	Standard	No Exceedance
BA03	UA	E010	Total Dissolved Solids	mg/L	02/05/16 - 07/03/25	30	0	CI around mean	418	2,590	Background	No Exceedance
BA03L	UA/PMP	E010	Antimony, total	mg/L	04/14/21 - 07/03/25	17	100	All ND - Last	0.003	0.006	Standard	No Exceedance

TABLE 2.
EVALUATION OF COMPLIANCE - QUARTER 3, 2025
845 QUARTERLY REPORT
DUCK CREEK POWER PLANT
BOTTOM ASH BASIN
CANTON, IL

Well ID	HSU	Event	Parameter	Units	Date Range	Sample Count	Percent ND	Statistical Calculation	Statistical Result	GWPS	GWPS Source	Compliance Result
BA03L	UA/PMP	E010	Arsenic, total	mg/L	04/14/21 - 07/03/25	17	82	CI around median	0.001	0.0240	Background	No Exceedance
BA03L	UA/PMP	E010	Barium, total	mg/L	04/14/21 - 07/03/25	17	0	CI around median	0.12	2.0	Standard	No Exceedance
BA03L	UA/PMP	E010	Beryllium, total	mg/L	04/14/21 - 07/03/25	17	94	CI around median	0.001	0.004	Standard	No Exceedance
BA03L	UA/PMP	E010	Boron, total	mg/L	04/14/21 - 07/03/25	18	0	CB around T-S line	0.358	7.90	Background	No Exceedance
BA03L	UA/PMP	E010	Cadmium, total	mg/L	04/14/21 - 07/03/25	17	100	All ND - Last	0.001	0.005	Standard	No Exceedance
BA03L	UA/PMP	E010	Chloride, total	mg/L	04/14/21 - 07/03/25	18	0	CI around mean	18.2	700	Background	No Exceedance
BA03L	UA/PMP	E010	Chromium, total	mg/L	04/14/21 - 07/03/25	17	59	CI around median	0.004	0.1	Standard	No Exceedance
BA03L	UA/PMP	E010	Cobalt, total	mg/L	04/14/21 - 07/03/25	17	88	CI around median	0.002	0.0300	Background	No Exceedance
BA03L	UA/PMP	E010	Fluoride, total	mg/L	04/14/21 - 07/03/25	18	83	CI around median	0.25	4.0	Standard	No Exceedance
BA03L	UA/PMP	E010	Lead, total	mg/L	04/14/21 - 07/03/25	17	65	CI around median	0.001	0.0420	Background	No Exceedance
BA03L	UA/PMP	E010	Lithium, total	mg/L	04/14/21 - 07/03/25	17	94	CI around median	0.02	0.0680	Background	No Exceedance
BA03L	UA/PMP	E010	Mercury, total	mg/L	04/14/21 - 07/03/25	17	88	CI around median	0.0002	0.002	Standard	No Exceedance
BA03L	UA/PMP	E010	Molybdenum, total	mg/L	04/14/21 - 07/03/25	17	35	CI around median	0.001	0.1	Standard	No Exceedance
BA03L	UA/PMP	E010	pH (field)	SU	04/14/21 - 07/03/25	18	0	CI around mean	6.7/7.1	6.4/9.0	Background/Standard	No Exceedance
BA03L	UA/PMP	E010	Radium 226 + Radium 228, total	pCi/L	04/14/21 - 07/03/25	16	0	CI around geomean	0.354	7.27	Background	No Exceedance
BA03L	UA/PMP	E010	Selenium, total	mg/L	04/14/21 - 07/03/25	17	94	CI around median	0.001	0.05	Standard	No Exceedance
BA03L	UA/PMP	E010	Sulfate, total	mg/L	04/14/21 - 07/03/25	18	0	CI around mean	352	890	Background	No Exceedance
BA03L	UA/PMP	E010	Thallium, total	mg/L	04/14/21 - 07/03/25	17	100	All ND - Last	0.001	0.002	Standard	No Exceedance
BA03L	UA/PMP	E010	Total Dissolved Solids	mg/L	04/14/21 - 07/03/25	18	0	CI around median	990	2,590	Background	No Exceedance
BA04	UA	E010	Antimony, total	mg/L	02/05/16 - 07/10/25	18	100	All ND - Last	0.003	0.006	Standard	No Exceedance
BA04	UA	E010	Arsenic, total	mg/L	02/05/16 - 07/10/25	18	72	CI around median	0.001	0.0240	Background	No Exceedance
BA04	UA	E010	Barium, total	mg/L	02/05/16 - 07/10/25	18	0	CI around geomean	0.103	2.0	Standard	No Exceedance
BA04	UA	E010	Beryllium, total	mg/L	02/05/16 - 07/10/25	18	100	All ND - Last	0.001	0.004	Standard	No Exceedance
BA04	UA	E010	Boron, total	mg/L	02/05/16 - 07/10/25	30	0	CI around geomean	0.208	7.90	Background	No Exceedance
BA04	UA	E010	Cadmium, total	mg/L	02/05/16 - 07/10/25	18	100	All ND - Last	0.001	0.005	Standard	No Exceedance
BA04	UA	E010	Chloride, total	mg/L	02/05/16 - 07/10/25	30	0	CB around T-S line	43	700	Background	No Exceedance
BA04	UA	E010	Chromium, total	mg/L	02/05/16 - 07/10/25	18	100	All ND - Last	0.004	0.1	Standard	No Exceedance

TABLE 2.
EVALUATION OF COMPLIANCE - QUARTER 3, 2025
845 QUARTERLY REPORT
DUCK CREEK POWER PLANT
BOTTOM ASH BASIN
CANTON, IL

Well ID	HSU	Event	Parameter	Units	Date Range	Sample Count	Percent ND	Statistical Calculation	Statistical Result	GWPS	GWPS Source	Compliance Result
BA04	UA	E010	Cobalt, total	mg/L	02/05/16 - 07/10/25	18	94	CI around median	0.002	0.0300	Background	No Exceedance
BA04	UA	E010	Fluoride, total	mg/L	02/05/16 - 07/10/25	30	33	CB around linear reg	0.222	4.0	Standard	No Exceedance
BA04	UA	E010	Lead, total	mg/L	02/05/16 - 07/10/25	18	94	CI around median	0.001	0.0420	Background	No Exceedance
BA04	UA	E010	Lithium, total	mg/L	02/05/16 - 07/10/25	18	100	All ND - Last	0.02	0.0680	Background	No Exceedance
BA04	UA	E010	Mercury, total	mg/L	02/05/16 - 07/10/25	18	100	All ND - Last	0.0002	0.002	Standard	No Exceedance
BA04	UA	E010	Molybdenum, total	mg/L	02/05/16 - 07/10/25	18	0	CI around geomean	0.00177	0.1	Standard	No Exceedance
BA04	UA	E010	pH (field)	SU	02/05/16 - 07/10/25	31	0	CI around mean	7.0/7.2	6.4/9.0	Background/Standard	No Exceedance
BA04	UA	E010	Radium 226 + Radium 228, total	pCi/L	02/05/16 - 07/10/25	18	0	CI around mean	0.52	7.27	Background	No Exceedance
BA04	UA	E010	Selenium, total	mg/L	02/05/16 - 07/10/25	18	94	CI around median	0.001	0.05	Standard	No Exceedance
BA04	UA	E010	Sulfate, total	mg/L	02/05/16 - 07/10/25	30	0	CB around T-S line	162	890	Background	No Exceedance
BA04	UA	E010	Thallium, total	mg/L	02/05/16 - 07/10/25	18	94	CI around median	0.001	0.002	Standard	No Exceedance
BA04	UA	E010	Total Dissolved Solids	mg/L	02/05/16 - 07/10/25	30	0	CB around linear reg	693	2,590	Background	No Exceedance

TABLE 2.
EVALUATION OF COMPLIANCE - QUARTER 3, 2025
845 QUARTERLY REPORT
DUCK CREEK POWER PLANT
BOTTOM ASH BASIN
CANTON, IL

Notes:
-- = no data available
Compliance Result:
No Exceedance: the statistical result did not exceed the GWPS.
Throughout this document, "exceedance" or "exceedances" is intended to refer only to potential exceedances of proposed applicable background statistics or Groundwater Protection Standards (GWPSs) as described in the proposed groundwater monitoring program which was submitted to the Illinois Environmental Protection Agency (IEPA) as part of Illinois Power Resources Generating, LLC's (IPRG's) operating permit application for the Bottom Ash Basin. That operating permit application, including the proposed groundwater monitoring program, remains under review by the IEPA and, therefore, IPRG has not identified any actual exceedances.
Events:
E010 = Quarter 3, 2025 sampling event
HSU = hydrostratigraphic unit:
UA = Uppermost Aquifer
UA/PMP = Uppermost Aquifer/Potential Migration Pathway
mg/L = milligrams per liter
ND = non-detect
pCi/L = picocuries per liter
SU = standard units
Sample Count = number of samples from Sampled Date Range used to calculate the Statistical Result
Statistical Calculation = method used to calculate the statistical result:
All ND - Last = All results were below the reporting limit, and the last determined reporting limit is shown.
CB around linear reg = Confidence band around linear regression
CB around T-S line = Confidence band around Thiel-Sen line
CI around geomean = Confidence interval around the geometric mean
CI around mean = Confidence interval around the mean
CI around median = Confidence interval around the median
Most recent sample = Result for the most recently collected sample used due to insufficient data.
Statistical Result = calculated in accordance with the Statistical Analysis Plan using constituent concentrations observed at each monitoring well during all sampling events within the specified date range
Statistical Result Code (if applicable):
NR[1] = Parameter not analyzed.
NS[1] = Well has been, or will be, abandoned; therefore, a sample was not collected.
NS[2] = Well either needs or was undergoing maintenance; therefore, a sample was not collected.
NS[3] = The location was not accessible; therefore, a sample was not collected.
NS[4] = The location could not be found; therefore, a sample was not collected.
NS[5] = The location was damaged; therefore, a sample was not collected.
NS[6] = Sampling pump could not yield a sample.
NS[7] = Well was either dry or purged dry and did not recover sufficiently to yield adequate volume for a sample.
NS[8] = A sample was not collected.
PM[1] = Parameter not analyzed as the well purged dry during sample collection and did not sufficiently recover to yield adequate sample volume for analysis.
For pH, the values presented are the lower / upper limits
GWPS Source:
Background = background concentration
Standard = standard specified in 35 I.A.C. § 845.600(a)(1)

FIGURES

Y:\Mapping\Projects\22\2285\MXD\845_Quarterly_Reports\25Q3\DC\205\DC_205_25Q3.aprx\Figure 1: Monitoring Well Location Map

PROJECT: 169000XXXX | DATED: 9/23/2025 | DESIGNER: GALARNMC

COMPLIANCE MONITORING WELL
BACKGROUND MONITORING WELL
REGULATED UNIT (SUBJECT UNIT)

0 50 100 Feet

MONITORING WELL LOCATION MAP

35 I.A.C. § 845.610(b)(3)(D) GROUNDWATER MONITORING DATA AND DETECTED EXCEEDANCES REPORT QUARTER 3, 2025
BOTTOM ASH BASIN
DUCK CREEK POWER PLANT
CANTON, ILLINOIS

FIGURE 1

RAMBOLL AMERICAS
ENGINEERING SOLUTIONS, INC.

RAMBOLL

ATTACHMENTS

ATTACHMENT A
GROUNDWATER ELEVATION DATA
QUARTER 3, 2025

ATTACHMENT A.
GROUNDWATER ELEVATION DATA - QUARTER 3, 2025
845 QUARTERLY REPORT
DUCK CREEK POWER PLANT
BOTTOM ASH BASIN
CANTON, IL

Well ID	Well Type	Date	Depth to Groundwater (feet BMP)	Groundwater Elevation (feet NAVD88)
BA01	Compliance	07/01/2025	14.72	572.49
BA02	Compliance	07/01/2025	9.09	570.80
BA02L	Compliance	07/01/2025	10.07	569.87
BA03	Compliance	07/01/2025	9.42	569.09
BA03L	Compliance	07/01/2025	9.16	569.10
BA04	Compliance	07/01/2025	6.15	572.10
BA05	Background	07/01/2025	20.11	575.69
BA06	Background	07/01/2025	21.70	573.97

Notes:
BMP = below measuring point
Depth to Groundwater/Groundwater Elevation Code (if applicable):
DM[1] = Depth to water was not measured.
DM[2] = Depth to water was not measured because water was above or below the staff gage markings.
DM[3] = Depth to water was not measured because the location was inaccessible.
DM[4] = Depth to water was not measured because water level was below the top of the pump.
DM[5] = Depth to water was not measured because water level was above the top of casing (artesian well).
DM[6] = Depth to water was not measured because of damage to the well.
DM[7] = Depth to water was not measured due to required pressure transducer maintenance.
DM[8] = Lab provided groundwater elevation data and not depth to water.
NAVD88 = North American Vertical Datum of 1988

ATTACHMENT B
LABORATORY REPORTS AND FIELD DATA SHEETS
QUARTER 3, 2025

Pace Analytical Services, LLC
2231 W. Altorfer Drive
Peoria, IL 61615
(800)752-6651

October 20, 2025

Daryl Johnson
Vistra - Duck Creek
17751 North Cilco Road
Canton, IL 61520-8761

Dear Daryl Johnson:

Please find enclosed the **revised** analytical results for the sample(s) the laboratory received. All testing is performed according to our current TNI accreditations unless otherwise noted. This report cannot be reproduced, except in full, without the written permission of Pace Analytical Services, LLC.

If you have any questions regarding your report, please contact your project manager. Quality and timely data is of the utmost importance to us.

Pace Analytical Services appreciates the opportunity to provide you with analytical expertise. We are always trying to improve our customer service and we welcome you to contact the General Manager, Lisa Grant, with any feedback you have about your experience with our laboratory at 309-683-1764 or lisa.grant@pacelabs.com.

Diane Billings
Project Manager

Pace Analytical Services, LLC
2231 W. Altorfer Drive
Peoria, IL 61615
(800)752-6651

Case Narrative

The original report was issued 8/24/25. The sample from well BA02L collected on July 10, 2025, was not collected in a manner consistent with low-flow/low-stress sampling methods and was likely not representative of the aquifier conditions.

Pace Analytical Services, LLC
2231 W. Altorfer Drive
Peoria, IL 61615
(800)752-6651

ANALYTICAL RESULTS

Sample: IG00787-01
Name: BA01
Matrix: Ground Water - Grab

Sampled: 07/03/25 11:14
Received: 07/03/25 17:31

Parameter	Result	Unit	Qualifier	Prepared	Dilution	MRL	Analyzed	Analyst	Method
Anions - PIA									
Chloride	26	mg/L	Q4	07/08/25 20:22	5	5.0	07/08/25 20:22	JSM	EPA 300.0 REV 2.1
Fluoride	< 0.250	mg/L		07/08/25 20:04	1	0.250	07/08/25 20:04	JSM	EPA 300.0 REV 2.1
Sulfate	160	mg/L	Q4	07/08/25 20:40	25	25	07/08/25 20:40	JSM	EPA 300.0 REV 2.1
Field - PIA									
Depth, From Measuring Point	15	Feet		07/03/25 11:14	1		07/03/25 11:14	FIELD	Field*
Dissolved oxygen, Field	0.0	mg/L		07/03/25 11:14	1		07/03/25 11:14	FIELD	Field*
Oxidation Reduction Potential	65.0	mV		07/03/25 11:14	1	-500	07/03/25 11:14	FIELD	Field*
pH, Field Measured	7.07	pH Units		07/03/25 11:14	1		07/03/25 11:14	FIELD	Field*
Specific Conductance, Field Measured	0.000	umhos/cm		07/03/25 11:14	1		07/03/25 11:14	FIELD	Field*
Temperature, Field Measured	17.9	°C		07/03/25 11:14	1		07/03/25 11:14	FIELD	Field*
Turbidity, Field Measured	418	NTU		07/03/25 11:14	1	0.00	07/03/25 11:14	FIELD	Field*
General Chemistry - PIA									
Alkalinity - bicarbonate as CaCO3	390	mg/L		07/11/25 09:15	1	10	07/11/25 09:15	CFM	SM 2320 B-2011*
Alkalinity - carbonate as CaCO3	< 10	mg/L		07/11/25 09:15	1	10	07/11/25 09:15	CFM	SM 2320 B-2011*
Soluble General Chemistry - PIA									
Solids - total dissolved solids (TDS)	640	mg/L		07/08/25 10:56	1	26	07/08/25 14:02	ENH	SM 2540 C-2011
Total Metals - PIA									
Antimony	< 3.0	ug/L		07/07/25 08:20	5	3.0	07/08/25 13:58	WJM	EPA 6020A
Arsenic	1.8	ug/L		07/07/25 08:20	5	1.0	07/08/25 13:58	WJM	EPA 6020A
Barium	130	ug/L		07/07/25 08:20	5	1.0	07/08/25 13:58	WJM	EPA 6020A
Beryllium	< 1.0	ug/L		07/07/25 08:20	5	1.0	07/08/25 13:58	WJM	EPA 6020A
Boron	92	ug/L		07/07/25 08:20	5	10	07/08/25 13:58	WJM	EPA 6020A
Cadmium	< 1.0	ug/L		07/07/25 08:20	5	1.0	07/08/25 13:58	WJM	EPA 6020A
Calcium	130	mg/L		07/07/25 08:20	5	0.20	07/08/25 13:58	WJM	EPA 6020A
Chromium	< 4.0	ug/L		07/07/25 08:20	5	4.0	07/08/25 13:58	WJM	EPA 6020A
Cobalt	< 2.0	ug/L		07/07/25 08:20	5	2.0	07/08/25 13:58	WJM	EPA 6020A
Lead	< 1.0	ug/L		07/07/25 08:20	5	1.0	07/08/25 13:58	WJM	EPA 6020A
Magnesium	62	mg/L		07/07/25 08:20	5	0.10	07/08/25 13:58	WJM	EPA 6020A
Mercury	< 0.20	ug/L		07/07/25 08:20	5	0.20	07/08/25 13:58	WJM	EPA 6020A
Molybdenum	1.1	ug/L		07/07/25 08:20	5	1.0	07/08/25 13:58	WJM	EPA 6020A
Potassium	0.71	mg/L		07/07/25 08:20	5	0.10	07/08/25 13:58	WJM	EPA 6020A

Pace Analytical Services, LLC
2231 W. Altorfer Drive
Peoria, IL 61615
(800)752-6651

ANALYTICAL RESULTS

Sample: IG00787-01
Name: BA01
Matrix: Ground Water - Grab

Sampled: 07/03/25 11:14
Received: 07/03/25 17:31

Parameter	Result	Unit	Qualifier	Prepared	Dilution	MRL	Analyzed	Analyst	Method
Selenium	< 1.0	ug/L		07/07/25 08:20	5	1.0	07/08/25 13:58	WJM	EPA 6020A
Sodium	10	mg/L		07/07/25 08:20	5	0.10	07/08/25 13:58	WJM	EPA 6020A
Thallium	< 1.0	ug/L		07/07/25 08:20	5	1.0	07/08/25 13:58	WJM	EPA 6020A
Lithium	< 0.020	mg/L		07/07/25 08:20	1	0.020	07/10/25 07:53	TJJ	EPA 6010B

Pace Analytical Services, LLC
2231 W. Altorfer Drive
Peoria, IL 61615
(800)752-6651

ANALYTICAL RESULTS

Sample: IG00787-02
Name: BA02
Matrix: Ground Water - Grab

Sampled: 07/03/25 12:54
Received: 07/03/25 17:31

Parameter	Result	Unit	Qualifier	Prepared	Dilution	MRL	Analyzed	Analyst	Method
Anions - PIA									
Chloride	10	mg/L		07/08/25 21:52	5	5.0	07/08/25 21:52	JSM	EPA 300.0 REV 2.1
Fluoride	< 0.250	mg/L		07/08/25 21:34	1	0.250	07/08/25 21:34	JSM	EPA 300.0 REV 2.1
Sulfate	15	mg/L		07/08/25 21:52	5	5.0	07/08/25 21:52	JSM	EPA 300.0 REV 2.1
Field - PIA									
Depth, From Measuring Point	10.25	Feet		07/03/25 12:54	1		07/03/25 12:54	FIELD	Field*
Dissolved oxygen, Field	5.4	mg/L		07/03/25 12:54	1		07/03/25 12:54	FIELD	Field*
Oxidation Reduction Potential	148	mV		07/03/25 12:54	1	-500	07/03/25 12:54	FIELD	Field*
pH, Field Measured	7.64	pH Units		07/03/25 12:54	1		07/03/25 12:54	FIELD	Field*
Specific Conductance, Field Measured	868.0	umhos/cm		07/03/25 12:54	1		07/03/25 12:54	FIELD	Field*
Temperature, Field Measured	20.3	°C		07/03/25 12:54	1		07/03/25 12:54	FIELD	Field*
Turbidity, Field Measured	77.8	NTU		07/03/25 12:54	1	0.00	07/03/25 12:54	FIELD	Field*
General Chemistry - PIA									
Alkalinity - bicarbonate as CaCO3	390	mg/L		07/11/25 09:15	1	10	07/11/25 09:15	CFM	SM 2320 B-2011*
Alkalinity - carbonate as CaCO3	< 10	mg/L		07/11/25 09:15	1	10	07/11/25 09:15	CFM	SM 2320 B-2011*
Soluble General Chemistry - PIA									
Solids - total dissolved solids (TDS)	500	mg/L		07/08/25 10:56	1	26	07/08/25 14:02	ENH	SM 2540 C-2011
Total Metals - PIA									
Antimony	< 3.0	ug/L		07/07/25 08:20	5	3.0	07/08/25 14:02	WJM	EPA 6020A
Arsenic	1.6	ug/L		07/07/25 08:20	5	1.0	07/08/25 14:02	WJM	EPA 6020A
Barium	200	ug/L		07/07/25 08:20	5	1.0	07/08/25 14:02	WJM	EPA 6020A
Beryllium	< 1.0	ug/L		07/07/25 08:20	5	1.0	07/08/25 14:02	WJM	EPA 6020A
Boron	91	ug/L		07/07/25 08:20	5	10	07/08/25 14:02	WJM	EPA 6020A
Cadmium	< 1.0	ug/L		07/07/25 08:20	5	1.0	07/08/25 14:02	WJM	EPA 6020A
Calcium	98	mg/L		07/07/25 08:20	5	0.20	07/08/25 14:02	WJM	EPA 6020A
Chromium	< 4.0	ug/L		07/07/25 08:20	5	4.0	07/08/25 14:02	WJM	EPA 6020A
Cobalt	< 2.0	ug/L		07/07/25 08:20	5	2.0	07/08/25 14:02	WJM	EPA 6020A
Lead	< 1.0	ug/L		07/07/25 08:20	5	1.0	07/08/25 14:02	WJM	EPA 6020A
Magnesium	45	mg/L		07/07/25 08:20	5	0.10	07/08/25 14:02	WJM	EPA 6020A
Mercury	< 0.20	ug/L		07/07/25 08:20	5	0.20	07/08/25 14:02	WJM	EPA 6020A
Molybdenum	4.2	ug/L		07/07/25 08:20	5	1.0	07/08/25 14:02	WJM	EPA 6020A
Potassium	1.2	mg/L		07/07/25 08:20	5	0.10	07/08/25 14:02	WJM	EPA 6020A

Pace Analytical Services, LLC
2231 W. Altorfer Drive
Peoria, IL 61615
(800)752-6651

ANALYTICAL RESULTS

Sample: IG00787-02
Name: BA02
Matrix: Ground Water - Grab

Sampled: 07/03/25 12:54
Received: 07/03/25 17:31

Parameter	Result	Unit	Qualifier	Prepared	Dilution	MRL	Analyzed	Analyst	Method
Selenium	< 1.0	ug/L		07/07/25 08:20	5	1.0	07/08/25 14:02	WJM	EPA 6020A
Sodium	46	mg/L		07/07/25 08:20	5	0.10	07/08/25 14:02	WJM	EPA 6020A
Thallium	< 1.0	ug/L		07/07/25 08:20	5	1.0	07/08/25 14:02	WJM	EPA 6020A
Lithium	< 0.020	mg/L		07/07/25 08:20	1	0.020	07/10/25 07:59	TJJ	EPA 6010B

Pace Analytical Services, LLC
2231 W. Altorfer Drive
Peoria, IL 61615
(800)752-6651

ANALYTICAL RESULTS

Sample: IG00787-03
Name: BA03
Matrix: Ground Water - Grab

Sampled: 07/03/25 16:16
Received: 07/03/25 17:31

Parameter	Result	Unit	Qualifier	Prepared	Dilution	MRL	Analyzed	Analyst	Method
Anions - PIA									
Chloride	5.5	mg/L		07/08/25 22:46	1	1.0	07/08/25 22:46	JSM	EPA 300.0 REV 2.1
Fluoride	< 0.250	mg/L		07/08/25 22:46	1	0.250	07/08/25 22:46	JSM	EPA 300.0 REV 2.1
Sulfate	16	mg/L		07/08/25 23:04	5	5.0	07/08/25 23:04	JSM	EPA 300.0 REV 2.1
Field - PIA									
Depth, From Measuring Point	9.84	Feet		07/03/25 16:16	1		07/03/25 16:16	FIELD	Field*
Dissolved oxygen, Field	0.36	mg/L		07/03/25 16:16	1		07/03/25 16:16	FIELD	Field*
Oxidation Reduction Potential	202	mV		07/03/25 16:16	1	-500	07/03/25 16:16	FIELD	Field*
pH, Field Measured	7.63	pH Units		07/03/25 16:16	1		07/03/25 16:16	FIELD	Field*
Specific Conductance, Field Measured	756.0	umhos/cm		07/03/25 16:16	1		07/03/25 16:16	FIELD	Field*
Temperature, Field Measured	21.6	°C		07/03/25 16:16	1		07/03/25 16:16	FIELD	Field*
Turbidity, Field Measured	67.8	NTU		07/03/25 16:16	1	0.00	07/03/25 16:16	FIELD	Field*
General Chemistry - PIA									
Alkalinity - bicarbonate as CaCO3	410	mg/L		07/11/25 09:15	1	10	07/11/25 09:15	CFM	SM 2320 B-2011*
Alkalinity - carbonate as CaCO3	< 10	mg/L		07/11/25 09:15	1	10	07/11/25 09:15	CFM	SM 2320 B-2011*
Soluble General Chemistry - PIA									
Solids - total dissolved solids (TDS)	410	mg/L		07/08/25 10:56	1	26	07/08/25 14:02	ENH	SM 2540 C-2011
Total Metals - PIA									
Antimony	< 3.0	ug/L		07/07/25 08:20	5	3.0	07/08/25 14:43	WJM	EPA 6020A
Arsenic	< 1.0	ug/L		07/07/25 08:20	5	1.0	07/08/25 14:43	WJM	EPA 6020A
Barium	120	ug/L		07/07/25 08:20	5	1.0	07/08/25 14:43	WJM	EPA 6020A
Beryllium	< 1.0	ug/L		07/07/25 08:20	5	1.0	07/08/25 14:43	WJM	EPA 6020A
Boron	17	ug/L		07/07/25 08:20	5	10	07/10/25 09:36	TJJ	EPA 6020A
Cadmium	< 1.0	ug/L		07/07/25 08:20	5	1.0	07/08/25 14:43	WJM	EPA 6020A
Calcium	100	mg/L		07/07/25 08:20	5	0.20	07/08/25 14:43	WJM	EPA 6020A
Chromium	< 4.0	ug/L		07/07/25 08:20	5	4.0	07/08/25 14:43	WJM	EPA 6020A
Cobalt	< 2.0	ug/L		07/07/25 08:20	5	2.0	07/08/25 14:43	WJM	EPA 6020A
Lead	< 1.0	ug/L		07/07/25 08:20	5	1.0	07/08/25 14:43	WJM	EPA 6020A
Magnesium	50	mg/L		07/07/25 08:20	5	0.10	07/08/25 14:43	WJM	EPA 6020A
Mercury	< 0.20	ug/L		07/07/25 08:20	5	0.20	07/11/25 12:54	JMW	EPA 6020A
Molybdenum	1.1	ug/L		07/07/25 08:20	5	1.0	07/08/25 14:43	WJM	EPA 6020A
Potassium	0.59	mg/L		07/07/25 08:20	5	0.10	07/08/25 14:43	WJM	EPA 6020A

Pace Analytical Services, LLC
2231 W. Altorfer Drive
Peoria, IL 61615
(800)752-6651

ANALYTICAL RESULTS

Sample: IG00787-03
Name: BA03
Matrix: Ground Water - Grab

Sampled: 07/03/25 16:16
Received: 07/03/25 17:31

Parameter	Result	Unit	Qualifier	Prepared	Dilution	MRL	Analyzed	Analyst	Method
Selenium	< 1.0	ug/L		07/07/25 08:20	5	1.0	07/10/25 09:36	TJJ	EPA 6020A
Sodium	6.7	mg/L		07/07/25 08:20	5	0.10	07/08/25 14:43	WJM	EPA 6020A
Thallium	< 1.0	ug/L		07/07/25 08:20	5	1.0	07/08/25 14:43	WJM	EPA 6020A
Lithium	< 0.020	mg/L		07/07/25 08:20	1	0.020	07/10/25 08:07	TJJ	EPA 6010B

Pace Analytical Services, LLC
2231 W. Altorfer Drive
Peoria, IL 61615
(800)752-6651

ANALYTICAL RESULTS

Sample: IG00787-04
Name: BA03L
Matrix: Ground Water - Grab

Sampled: 07/03/25 15:11
Received: 07/03/25 17:31

Parameter	Result	Unit	Qualifier	Prepared	Dilution	MRL	Analyzed	Analyst	Method
Anions - PIA									
Chloride	15	mg/L		07/08/25 23:40	5	5.0	07/08/25 23:40	JSM	EPA 300.0 REV 2.1
Sulfate	370	mg/L		07/08/25 23:59	100	100	07/08/25 23:59	JSM	EPA 300.0 REV 2.1
Field - PIA									
Depth, From Measuring Point	9.55	Feet		07/03/25 15:11	1		07/03/25 15:11	FIELD	Field*
Dissolved oxygen, Field	1.6	mg/L		07/03/25 15:11	1		07/03/25 15:11	FIELD	Field*
Oxidation Reduction Potential	159	mV		07/03/25 15:11	1	-500	07/03/25 15:11	FIELD	Field*
pH, Field Measured	7.44	pH Units		07/03/25 15:11	1		07/03/25 15:11	FIELD	Field*
Specific Conductance, Field Measured	1330	umhos/cm		07/03/25 15:11	1		07/03/25 15:11	FIELD	Field*
Temperature, Field Measured	21.5	°C		07/03/25 15:11	1		07/03/25 15:11	FIELD	Field*
Turbidity, Field Measured	69.4	NTU		07/03/25 15:11	1	0.00	07/03/25 15:11	FIELD	Field*
General Chemistry - PIA									
Alkalinity - bicarbonate as CaCO3	440	mg/L		07/11/25 09:15	1	10	07/11/25 09:15	CFM	SM 2320 B-2011*
Alkalinity - carbonate as CaCO3	< 10	mg/L		07/11/25 09:15	1	10	07/11/25 09:15	CFM	SM 2320 B-2011*
Fluoride	< 0.250	mg/L		07/14/25 11:49	1	0.250	07/14/25 11:49	CRD	SM 4500-F C-2011
Soluble General Chemistry - PIA									
Solids - total dissolved solids (TDS)	940	mg/L		07/08/25 10:56	1	26	07/08/25 14:02	ENH	SM 2540 C-2011
Total Metals - PIA									
Antimony	< 3.0	ug/L		07/07/25 08:20	5	3.0	07/08/25 14:46	WJM	EPA 6020A
Arsenic	< 1.0	ug/L		07/07/25 08:20	5	1.0	07/08/25 14:46	WJM	EPA 6020A
Barium	120	ug/L		07/07/25 08:20	5	1.0	07/08/25 14:46	WJM	EPA 6020A
Beryllium	< 1.0	ug/L		07/07/25 08:20	5	1.0	07/08/25 14:46	WJM	EPA 6020A
Boron	320	ug/L		07/07/25 08:20	5	10	07/10/25 09:40	TJJ	EPA 6020A
Cadmium	< 1.0	ug/L		07/07/25 08:20	5	1.0	07/08/25 14:46	WJM	EPA 6020A
Calcium	180	mg/L		07/07/25 08:20	5	0.20	07/08/25 14:46	WJM	EPA 6020A
Chromium	< 4.0	ug/L		07/07/25 08:20	5	4.0	07/08/25 14:46	WJM	EPA 6020A
Cobalt	< 2.0	ug/L		07/07/25 08:20	5	2.0	07/08/25 14:46	WJM	EPA 6020A
Lead	< 1.0	ug/L		07/07/25 08:20	5	1.0	07/08/25 14:46	WJM	EPA 6020A
Magnesium	94	mg/L		07/07/25 08:20	5	0.10	07/08/25 14:46	WJM	EPA 6020A
Mercury	< 0.20	ug/L		07/07/25 08:20	5	0.20	07/10/25 09:40	TJJ	EPA 6020A
Molybdenum	< 1.0	ug/L		07/07/25 08:20	5	1.0	07/08/25 14:46	WJM	EPA 6020A
Potassium	0.32	mg/L		07/07/25 08:20	5	0.10	07/08/25 14:46	WJM	EPA 6020A

Pace Analytical Services, LLC
2231 W. Altorfer Drive
Peoria, IL 61615
(800)752-6651

ANALYTICAL RESULTS

Sample: IG00787-04
Name: BA03L
Matrix: Ground Water - Grab

Sampled: 07/03/25 15:11
Received: 07/03/25 17:31

Parameter	Result	Unit	Qualifier	Prepared	Dilution	MRL	Analyzed	Analyst	Method
Selenium	< 1.0	ug/L		07/07/25 08:20	5	1.0	07/10/25 09:40	TJJ	EPA 6020A
Sodium	15	mg/L		07/07/25 08:20	5	0.10	07/08/25 14:46	WJM	EPA 6020A
Thallium	< 1.0	ug/L		07/07/25 08:20	5	1.0	07/08/25 14:46	WJM	EPA 6020A
Lithium	< 0.020	mg/L		07/07/25 08:20	1	0.020	07/10/25 08:09	TJJ	EPA 6010B

Pace Analytical Services, LLC
2231 W. Altorfer Drive
Peoria, IL 61615
(800)752-6651

ANALYTICAL RESULTS

Sample: IG00787-05
Name: BA03L Dup
Matrix: Ground Water - Grab

Sampled: 07/03/25 15:11
Received: 07/03/25 17:31

Parameter	Result	Unit	Qualifier	Prepared	Dilution	MRL	Analyzed	Analyst	Method
Anions - PIA									
Chloride	15	mg/L		07/09/25 00:35	5	5.0	07/09/25 00:35	JSM	EPA 300.0 REV 2.1
Sulfate	360	mg/L		07/09/25 00:53	100	100	07/09/25 00:53	JSM	EPA 300.0 REV 2.1
Field - PIA									
Depth, From Measuring Point	9.55	Feet		07/03/25 15:11	1		07/03/25 15:11	FIELD	Field*
Dissolved oxygen, Field	1.6	mg/L		07/03/25 15:11	1		07/03/25 15:11	FIELD	Field*
Oxidation Reduction Potential	159	mV		07/03/25 15:11	1	-500	07/03/25 15:11	FIELD	Field*
pH, Field Measured	7.44	pH Units		07/03/25 15:11	1		07/03/25 15:11	FIELD	Field*
Specific Conductance, Field Measured	1330	umhos/cm		07/03/25 15:11	1		07/03/25 15:11	FIELD	Field*
Temperature, Field Measured	21.5	°C		07/03/25 15:11	1		07/03/25 15:11	FIELD	Field*
Turbidity, Field Measured	69.4	NTU		07/03/25 15:11	1	0.00	07/03/25 15:11	FIELD	Field*
General Chemistry - PIA									
Alkalinity - bicarbonate as CaCO3	460	mg/L		07/11/25 09:15	1	10	07/11/25 09:15	CFM	SM 2320 B-2011*
Alkalinity - carbonate as CaCO3	< 10	mg/L		07/11/25 09:15	1	10	07/11/25 09:15	CFM	SM 2320 B-2011*
Fluoride	< 0.250	mg/L		07/14/25 11:50	1	0.250	07/14/25 11:50	CRD	SM 4500-F C-2011
Soluble General Chemistry - PIA									
Solids - total dissolved solids (TDS)	990	mg/L		07/08/25 10:56	1	26	07/08/25 14:02	ENH	SM 2540 C-2011
Total Metals - PIA									
Antimony	< 3.0	ug/L		07/07/25 08:20	5	3.0	07/08/25 14:50	WJM	EPA 6020A
Arsenic	< 1.0	ug/L		07/07/25 08:20	5	1.0	07/08/25 14:50	WJM	EPA 6020A
Barium	120	ug/L		07/07/25 08:20	5	1.0	07/08/25 14:50	WJM	EPA 6020A
Beryllium	< 1.0	ug/L		07/07/25 08:20	5	1.0	07/08/25 14:50	WJM	EPA 6020A
Boron	320	ug/L		07/07/25 08:20	5	10	07/10/25 09:44	TJJ	EPA 6020A
Cadmium	< 1.0	ug/L		07/07/25 08:20	5	1.0	07/08/25 14:50	WJM	EPA 6020A
Calcium	180	mg/L		07/07/25 08:20	5	0.20	07/08/25 14:50	WJM	EPA 6020A
Chromium	< 4.0	ug/L		07/07/25 08:20	5	4.0	07/08/25 14:50	WJM	EPA 6020A
Cobalt	< 2.0	ug/L		07/07/25 08:20	5	2.0	07/08/25 14:50	WJM	EPA 6020A
Lead	< 1.0	ug/L		07/07/25 08:20	5	1.0	07/08/25 14:50	WJM	EPA 6020A
Magnesium	95	mg/L		07/07/25 08:20	5	0.10	07/08/25 14:50	WJM	EPA 6020A
Mercury	< 0.20	ug/L		07/07/25 08:20	5	0.20	07/10/25 09:44	TJJ	EPA 6020A
Molybdenum	< 1.0	ug/L		07/07/25 08:20	5	1.0	07/08/25 14:50	WJM	EPA 6020A
Potassium	0.30	mg/L		07/07/25 08:20	5	0.10	07/08/25 14:50	WJM	EPA 6020A

Pace Analytical Services, LLC
2231 W. Altorfer Drive
Peoria, IL 61615
(800)752-6651

ANALYTICAL RESULTS

Sample: IG00787-05
Name: BA03L Dup
Matrix: Ground Water - Grab

Sampled: 07/03/25 15:11
Received: 07/03/25 17:31

Parameter	Result	Unit	Qualifier	Prepared	Dilution	MRL	Analyzed	Analyst	Method
Selenium	< 1.0	ug/L		07/07/25 08:20	5	1.0	07/10/25 09:44	TJJ	EPA 6020A
Sodium	15	mg/L		07/07/25 08:20	5	0.10	07/08/25 14:50	WJM	EPA 6020A
Thallium	< 1.0	ug/L		07/07/25 08:20	5	1.0	07/08/25 14:50	WJM	EPA 6020A
Lithium	< 0.020	mg/L		07/07/25 08:20	1	0.020	07/10/25 08:12	TJJ	EPA 6010B

Pace Analytical Services, LLC
2231 W. Altorfer Drive
Peoria, IL 61615
(800)752-6651

ANALYTICAL RESULTS

Sample: IG02053-01
Name: BA02L
Matrix: Ground Water - Grab

Sampled: 07/10/25 13:12
Received: 07/10/25 17:29

Parameter	Result	Unit	Qualifier	Prepared	Dilution	MRL	Analyzed	Analyst	Method
Anions - PIA									
Chloride	34	mg/L	Q4	07/16/25 14:51	5	5.0	07/16/25 14:51	JSM	EPA 300.0 REV 2.1
Fluoride	0.531	mg/L	Q3	07/16/25 14:34	1	0.250	07/16/25 14:34	JSM	EPA 300.0 REV 2.1
Sulfate	19	mg/L	Q4	07/16/25 14:51	5	5.0	07/16/25 14:51	JSM	EPA 300.0 REV 2.1
Field - PIA									
Depth, From Measuring Point	10.74	Feet		07/10/25 13:12	1		07/10/25 13:12	FIELD	Field*
Dissolved oxygen, Field	2.0	mg/L		07/10/25 13:12	1		07/10/25 13:12	FIELD	Field*
Oxidation Reduction Potential	-106	mV		07/10/25 13:12	1	-500	07/10/25 13:12	FIELD	Field*
pH, Field Measured	6.90	pH Units		07/10/25 13:12	1		07/10/25 13:12	FIELD	Field*
Specific Conductance, Field Measured	716.0	umhos/cm		07/10/25 13:12	1		07/10/25 13:12	FIELD	Field*
Temperature, Field Measured	22.0	°C		07/10/25 13:12	1		07/10/25 13:12	FIELD	Field*
Turbidity, Field Measured	76.5	NTU		07/10/25 13:12	1	0.00	07/10/25 13:12	FIELD	Field*
General Chemistry - PIA									
Alkalinity - bicarbonate as CaCO3	390	mg/L		07/14/25 09:19	1	10	07/14/25 09:19	CFM	SM 2320 B-2011*
Alkalinity - carbonate as CaCO3	< 10	mg/L		07/14/25 09:19	1	10	07/14/25 09:19	CFM	SM 2320 B-2011*
Soluble General Chemistry - PIA									
Solids - total dissolved solids (TDS)	440	mg/L		07/11/25 10:31	1	26	07/11/25 11:49	ENH	SM 2540 C-2011
Total Metals - PIA									
Antimony	< 27	ug/L		07/15/25 09:24	5	27	07/16/25 16:54	TJJ	EPA 6020A
Arsenic	190	ug/L		07/15/25 09:24	5	9.0	07/16/25 16:54	TJJ	EPA 6020A
Barium	4800	ug/L		07/15/25 09:24	5	9.0	07/16/25 16:54	TJJ	EPA 6020A
Beryllium	26	ug/L		07/15/25 09:24	5	9.0	07/16/25 16:54	TJJ	EPA 6020A
Boron	230	ug/L		07/15/25 09:24	5	90	07/18/25 15:06	TJJ	EPA 6020A
Cadmium	11	ug/L		07/15/25 09:24	5	9.0	07/16/25 16:54	TJJ	EPA 6020A
Calcium	2200	mg/L		07/15/25 09:24	5	1.8	07/16/25 16:54	TJJ	EPA 6020A
Chromium	840	ug/L		07/15/25 09:24	5	36	07/16/25 16:54	TJJ	EPA 6020A
Cobalt	400	ug/L		07/15/25 09:24	5	18	07/16/25 16:54	TJJ	EPA 6020A
Lead	580	ug/L		07/15/25 09:24	5	9.0	07/16/25 16:54	TJJ	EPA 6020A
Magnesium	1200	mg/L		07/15/25 09:24	5	0.90	07/16/25 16:54	TJJ	EPA 6020A
Mercury	2.2	ug/L		07/15/25 09:24	5	1.8	07/16/25 16:54	TJJ	EPA 6020A
Molybdenum	44	ug/L		07/15/25 09:24	5	9.0	07/16/25 16:54	TJJ	EPA 6020A
Potassium	32	mg/L		07/15/25 09:24	5	0.90	07/16/25 16:54	TJJ	EPA 6020A

Pace Analytical Services, LLC
2231 W. Altorfer Drive
Peoria, IL 61615
(800)752-6651

ANALYTICAL RESULTS

Sample: IG02053-01
Name: BA02L
Matrix: Ground Water - Grab

Sampled: 07/10/25 13:12
Received: 07/10/25 17:29

Parameter	Result	Unit	Qualifier	Prepared	Dilution	MRL	Analyzed	Analyst	Method
Selenium	15	ug/L		07/15/25 09:24	5	9.0	07/16/25 16:54	TJJ	EPA 6020A
Sodium	10	mg/L		07/15/25 09:24	5	0.90	07/18/25 15:06	TJJ	EPA 6020A
Thallium	< 9.0	ug/L		07/15/25 09:24	5	9.0	07/16/25 16:54	TJJ	EPA 6020A
Lithium	0.39	mg/L		07/15/25 09:24	1	0.18	07/17/25 14:48	TJJ	EPA 6010B

Pace Analytical Services, LLC
2231 W. Altorfer Drive
Peoria, IL 61615
(800)752-6651

ANALYTICAL RESULTS

Sample: IG02053-02
Name: BA04
Matrix: Ground Water - Grab

Sampled: 07/10/25 14:38
Received: 07/10/25 17:29

Parameter	Result	Unit	Qualifier	Prepared	Dilution	MRL	Analyzed	Analyst	Method
Anions - PIA									
Chloride	43	mg/L		07/16/25 15:59	25	25	07/16/25 15:59	JSM	EPA 300.0 REV 2.1
Fluoride	< 0.250	mg/L		07/16/25 15:42	1	0.250	07/16/25 15:42	JSM	EPA 300.0 REV 2.1
Sulfate	190	mg/L		07/16/25 15:59	25	25	07/16/25 15:59	JSM	EPA 300.0 REV 2.1
Field - PIA									
Depth, From Measuring Point	7	Feet		07/10/25 14:38	1		07/10/25 14:38	FIELD	Field*
Dissolved oxygen, Field	1.1	mg/L		07/10/25 14:38	1		07/10/25 14:38	FIELD	Field*
Oxidation Reduction Potential	-48.0	mV		07/10/25 14:38	1	-500	07/10/25 14:38	FIELD	Field*
pH, Field Measured	6.94	pH Units		07/10/25 14:38	1		07/10/25 14:38	FIELD	Field*
Specific Conductance, Field Measured	945.0	umhos/cm		07/10/25 14:38	1		07/10/25 14:38	FIELD	Field*
Temperature, Field Measured	21.3	°C		07/10/25 14:38	1		07/10/25 14:38	FIELD	Field*
Turbidity, Field Measured	4.40	NTU		07/10/25 14:38	1	0.00	07/10/25 14:38	FIELD	Field*
General Chemistry - PIA									
Alkalinity - bicarbonate as CaCO3	410	mg/L		07/14/25 09:19	1	10	07/14/25 09:19	CFM	SM 2320 B-2011*
Alkalinity - carbonate as CaCO3	< 10	mg/L		07/14/25 09:19	1	10	07/14/25 09:19	CFM	SM 2320 B-2011*
Soluble General Chemistry - PIA									
Solids - total dissolved solids (TDS)	720	mg/L	M	07/11/25 10:31	1	26	07/11/25 11:49	ENH	SM 2540 C-2011
Total Metals - PIA									
Antimony	< 3.0	ug/L		07/15/25 09:24	5	3.0	07/16/25 17:05	TJJ	EPA 6020A
Arsenic	1.3	ug/L		07/15/25 09:24	5	1.0	07/16/25 17:05	TJJ	EPA 6020A
Barium	100	ug/L		07/15/25 09:24	5	1.0	07/16/25 17:05	TJJ	EPA 6020A
Beryllium	< 1.0	ug/L		07/15/25 09:24	5	1.0	07/16/25 17:05	TJJ	EPA 6020A
Boron	220	ug/L		07/15/25 09:24	5	10	07/18/25 15:10	TJJ	EPA 6020A
Cadmium	< 1.0	ug/L		07/15/25 09:24	5	1.0	07/16/25 17:05	TJJ	EPA 6020A
Calcium	140	mg/L		07/15/25 09:24	5	0.20	07/16/25 17:05	TJJ	EPA 6020A
Chromium	< 4.0	ug/L		07/15/25 09:24	5	4.0	07/16/25 17:05	TJJ	EPA 6020A
Cobalt	< 2.0	ug/L		07/15/25 09:24	5	2.0	07/16/25 17:05	TJJ	EPA 6020A
Lead	< 1.0	ug/L		07/15/25 09:24	5	1.0	07/16/25 17:05	TJJ	EPA 6020A
Magnesium	67	mg/L		07/15/25 09:24	5	0.10	07/16/25 17:05	TJJ	EPA 6020A
Mercury	< 0.20	ug/L		07/15/25 09:24	5	0.20	07/16/25 17:05	TJJ	EPA 6020A
Molybdenum	1.5	ug/L		07/15/25 09:24	5	1.0	07/16/25 17:05	TJJ	EPA 6020A
Potassium	0.81	mg/L		07/15/25 09:24	5	0.10	07/16/25 17:05	TJJ	EPA 6020A

Pace Analytical Services, LLC
2231 W. Altorfer Drive
Peoria, IL 61615
(800)752-6651

ANALYTICAL RESULTS

Sample: IG02053-02
Name: BA04
Matrix: Ground Water - Grab

Sampled: 07/10/25 14:38
Received: 07/10/25 17:29

Parameter	Result	Unit	Qualifier	Prepared	Dilution	MRL	Analyzed	Analyst	Method
Selenium	< 1.0	ug/L		07/15/25 09:24	5	1.0	07/16/25 17:05	TJJ	EPA 6020A
Sodium	13	mg/L		07/15/25 09:24	5	0.10	07/18/25 15:10	TJJ	EPA 6020A
Thallium	< 1.0	ug/L		07/15/25 09:24	5	1.0	07/16/25 17:05	TJJ	EPA 6020A
Lithium	< 0.020	mg/L		07/15/25 09:24	1	0.020	07/17/25 14:49	TJJ	EPA 6010B

Pace Analytical Services, LLC
2231 W. Altorfer Drive
Peoria, IL 61615
(800)752-6651

ANALYTICAL RESULTS

Sample: IG02053-03
Name: BA06
Matrix: Ground Water - Grab

Sampled: 07/10/25 16:23
Received: 07/10/25 17:29

Parameter	Result	Unit	Qualifier	Prepared	Dilution	MRL	Analyzed	Analyst	Method
Anions - PIA									
Chloride	580	mg/L		07/16/25 17:43	100	100	07/16/25 17:43	JSM	EPA 300.0 REV 2.1
Sulfate	400	mg/L		07/16/25 17:43	100	100	07/16/25 17:43	JSM	EPA 300.0 REV 2.1
Field - PIA									
Depth, From Measuring Point	22.45	Feet		07/10/25 16:23	1		07/10/25 16:23	FIELD	Field*
Dissolved oxygen, Field	0.77	mg/L		07/10/25 16:23	1		07/10/25 16:23	FIELD	Field*
Oxidation Reduction Potential	-67.0	mV		07/10/25 16:23	1	-500	07/10/25 16:23	FIELD	Field*
pH, Field Measured	6.91	pH Units		07/10/25 16:23	1		07/10/25 16:23	FIELD	Field*
Specific Conductance, Field Measured	2220	umhos/cm		07/10/25 16:23	1		07/10/25 16:23	FIELD	Field*
Temperature, Field Measured	23.6	°C		07/10/25 16:23	1		07/10/25 16:23	FIELD	Field*
Turbidity, Field Measured	25.5	NTU		07/10/25 16:23	1	0.00	07/10/25 16:23	FIELD	Field*
General Chemistry - PIA									
Alkalinity - bicarbonate as CaCO3	450	mg/L		07/14/25 09:19	1	10	07/14/25 09:19	CFM	SM 2320 B-2011*
Alkalinity - carbonate as CaCO3	< 10	mg/L		07/14/25 09:19	1	10	07/14/25 09:19	CFM	SM 2320 B-2011*
Fluoride	0.257	mg/L		07/23/25 12:51	1	0.250	07/23/25 12:51	JMD2	SM 4500-F C-2011
Soluble General Chemistry - PIA									
Solids - total dissolved solids (TDS)	1800	mg/L		07/11/25 10:31	1	26	07/11/25 11:49	ENH	SM 2540 C-2011
Total Metals - PIA									
Antimony	< 3.0	ug/L		07/15/25 09:24	5	3.0	07/16/25 17:08	TJJ	EPA 6020A
Arsenic	2.3	ug/L		07/15/25 09:24	5	1.0	07/16/25 17:08	TJJ	EPA 6020A
Barium	84	ug/L		07/15/25 09:24	5	1.0	07/16/25 17:08	TJJ	EPA 6020A
Beryllium	< 1.0	ug/L		07/15/25 09:24	5	1.0	07/16/25 17:08	TJJ	EPA 6020A
Boron	16000	ug/L		07/15/25 09:24	50	100	07/18/25 15:42	TJJ	EPA 6020A
Cadmium	< 1.0	ug/L		07/15/25 09:24	5	1.0	07/16/25 17:08	TJJ	EPA 6020A
Calcium	290	mg/L		07/15/25 09:24	5	0.20	07/16/25 17:08	TJJ	EPA 6020A
Chromium	< 4.0	ug/L		07/15/25 09:24	5	4.0	07/16/25 17:08	TJJ	EPA 6020A
Cobalt	5.1	ug/L		07/15/25 09:24	5	2.0	07/16/25 17:08	TJJ	EPA 6020A
Lead	< 1.0	ug/L		07/15/25 09:24	5	1.0	07/16/25 17:08	TJJ	EPA 6020A
Magnesium	190	mg/L		07/15/25 09:24	5	0.10	07/16/25 17:08	TJJ	EPA 6020A
Mercury	< 0.20	ug/L		07/15/25 09:24	5	0.20	07/16/25 17:08	TJJ	EPA 6020A
Molybdenum	1.4	ug/L		07/15/25 09:24	5	1.0	07/16/25 17:08	TJJ	EPA 6020A
Potassium	0.48	mg/L		07/15/25 09:24	5	0.10	07/16/25 17:08	TJJ	EPA 6020A

Pace Analytical Services, LLC
2231 W. Altorfer Drive
Peoria, IL 61615
(800)752-6651

ANALYTICAL RESULTS

Sample: IG02053-03
Name: BA06
Matrix: Ground Water - Grab

Sampled: 07/10/25 16:23
Received: 07/10/25 17:29

Parameter	Result	Unit	Qualifier	Prepared	Dilution	MRL	Analyzed	Analyst	Method
Selenium	< 1.0	ug/L		07/15/25 09:24	5	1.0	07/16/25 17:08	TJJ	EPA 6020A
Sodium	18	mg/L		07/15/25 09:24	50	1.0	07/18/25 15:42	TJJ	EPA 6020A
Thallium	< 1.0	ug/L		07/15/25 09:24	5	1.0	07/16/25 17:08	TJJ	EPA 6020A
Lithium	< 0.020	mg/L		07/15/25 09:24	1	0.020	07/17/25 14:53	TJJ	EPA 6010B

Pace Analytical Services, LLC
2231 W. Altorfer Drive
Peoria, IL 61615
(800)752-6651

ANALYTICAL RESULTS

Sample: IG03237-01
Name: BA05
Matrix: Ground Water - Grab

Sampled: 07/16/25 13:00
Received: 07/17/25 16:45

Parameter	Result	Unit	Qualifier	Prepared	Dilution	MRL	Analyzed	Analyst	Method
Anions - PIA									
Chloride	10	mg/L	Q4	07/24/25 17:15	5	5.0	07/24/25 17:15	JSM	EPA 300.0 REV 2.1
Sulfate	460	mg/L	Q4	07/24/25 17:32	100	100	07/24/25 17:32	JSM	EPA 300.0 REV 2.1
Field - PIA									
Depth, From Measuring Point	21.35	Feet		07/16/25 13:00	1		07/16/25 13:00	FIELD	Field*
Dissolved oxygen, Field	1.6	mg/L		07/16/25 13:00	1		07/16/25 13:00	FIELD	Field*
Oxidation Reduction Potential	-61.0	mV		07/16/25 13:00	1	-500	07/16/25 13:00	FIELD	Field*
pH, Field Measured	6.90	pH Units		07/16/25 13:00	1		07/16/25 13:00	FIELD	Field*
Specific Conductance, Field Measured	1630	umhos/cm		07/16/25 13:00	1		07/16/25 13:00	FIELD	Field*
Temperature, Field Measured	23.7	°C		07/16/25 13:00	1		07/16/25 13:00	FIELD	Field*
Turbidity, Field Measured	240	NTU		07/16/25 13:00	1	0.00	07/16/25 13:00	FIELD	Field*
General Chemistry - PIA									
Alkalinity - bicarbonate as CaCO3	480	mg/L		07/28/25 10:04	1	10	07/28/25 10:04	CFM	SM 2320 B-2011*
Alkalinity - carbonate as CaCO3	< 10	mg/L		07/28/25 10:04	1	10	07/28/25 10:04	CFM	SM 2320 B-2011*
Fluoride	< 0.250	mg/L		07/28/25 15:25	1	0.250	07/28/25 15:25	CRD	SM 4500-F C-2011
Soluble General Chemistry - PIA									
Solids - total dissolved solids (TDS)	1100	mg/L		07/17/25 08:30	1	26	07/17/25 11:52	ENH	SM 2540 C-2011
Total Metals - PIA									
Antimony	< 3.0	ug/L		07/21/25 10:01	5	3.0	07/23/25 13:07	TJJ	EPA 6020A
Arsenic	4.6	ug/L		07/21/25 10:01	5	1.0	07/23/25 13:07	TJJ	EPA 6020A
Barium	48	ug/L		07/21/25 10:01	5	1.0	07/23/25 13:07	TJJ	EPA 6020A
Beryllium	< 1.0	ug/L		07/21/25 10:01	5	1.0	07/23/25 13:07	TJJ	EPA 6020A
Boron	86	ug/L		07/21/25 10:01	5	10	07/24/25 14:28	TJJ	EPA 6020A
Cadmium	< 1.0	ug/L		07/21/25 10:01	5	1.0	07/23/25 13:07	TJJ	EPA 6020A
Calcium	210	mg/L		07/21/25 10:01	5	0.20	07/23/25 13:07	TJJ	EPA 6020A
Chromium	< 4.0	ug/L		07/21/25 10:01	5	4.0	07/23/25 13:07	TJJ	EPA 6020A
Cobalt	< 2.0	ug/L		07/21/25 10:01	5	2.0	07/23/25 13:07	TJJ	EPA 6020A
Lead	< 1.0	ug/L		07/21/25 10:01	5	1.0	07/23/25 13:07	TJJ	EPA 6020A
Magnesium	100	mg/L		07/21/25 10:01	5	0.10	07/23/25 13:07	TJJ	EPA 6020A
Mercury	< 0.20	ug/L		07/21/25 10:01	5	0.20	07/23/25 13:07	TJJ	EPA 6020A
Molybdenum	1.8	ug/L		07/21/25 10:01	5	1.0	07/23/25 13:07	TJJ	EPA 6020A
Potassium	2.3	mg/L		07/21/25 10:01	5	0.10	07/23/25 13:07	TJJ	EPA 6020A

Pace Analytical Services, LLC
2231 W. Altorfer Drive
Peoria, IL 61615
(800)752-6651

ANALYTICAL RESULTS

Sample: IG03237-01
Name: BA05
Matrix: Ground Water - Grab

Sampled: 07/16/25 13:00
Received: 07/17/25 16:45

Parameter	Result	Unit	Qualifier	Prepared	Dilution	MRL	Analyzed	Analyst	Method
Selenium	< 1.0	ug/L		07/21/25 10:01	5	1.0	07/23/25 13:07	TJJ	EPA 6020A
Sodium	45	mg/L		07/21/25 10:01	5	0.10	07/23/25 13:07	TJJ	EPA 6020A
Thallium	< 1.0	ug/L		07/21/25 10:01	5	1.0	07/23/25 13:07	TJJ	EPA 6020A
Lithium	< 0.020	mg/L		07/21/25 10:01	1	0.020	07/30/25 09:00	TJJ	EPA 6010B

Pace Analytical Services, LLC
2231 W. Altorfer Drive
Peoria, IL 61615
(800)752-6651

QC SAMPLE RESULTS

Parameter	Result	Unit	Qual	Spike Level	Source Result	%REC	%REC Limits	RPD	RPD Limit
Batch B537100 - SW 3015 - EPA 6010B									
Blank (B537100-BLK1)				Prepared: 07/07/25 Analyzed: 07/10/25					
Lithium	< 0.020	mg/L							
LCS (B537100-BS2)				Prepared: 07/07/25 Analyzed: 07/10/25					
Lithium	1.19	mg/L		1.111		107	80-120		
Matrix Spike (B537100-MS1)	**Sample: IG00787-01**			Prepared: 07/07/25 Analyzed: 07/10/25					
Lithium	1.17	mg/L		1.111	0.00672	104	75-125		
Matrix Spike Dup (B537100-MSD1)	**Sample: IG00787-01**			Prepared: 07/07/25 Analyzed: 07/10/25					
Lithium	1.15	mg/L		1.111	0.00672	103	75-125	1	20
Batch B537100 - SW 3015 - EPA 6020A									
Blank (B537100-BLK1)				Prepared: 07/07/25 Analyzed: 07/08/25					
Antimony	< 3.0	ug/L							
Arsenic	< 1.0	ug/L							
Barium	< 1.0	ug/L							
Beryllium	< 1.0	ug/L							
Boron	< 10	ug/L							
Cadmium	< 1.0	ug/L							
Calcium	< 0.20	mg/L							
Chromium	< 4.0	ug/L							
Cobalt	< 2.0	ug/L							
Lead	< 1.0	ug/L							
Magnesium	< 0.10	mg/L							
Mercury	< 0.20	ug/L							
Molybdenum	< 1.0	ug/L							
Potassium	< 0.10	mg/L							
Selenium	< 1.0	ug/L							
Sodium	< 0.10	mg/L							
Thallium	< 1.0	ug/L							
LCS (B537100-BS1)				Prepared: 07/07/25 Analyzed: 07/08/25					
Antimony	536	ug/L		555.6		96	80-120		
Arsenic	526	ug/L		555.6		95	80-120		
Barium	549	ug/L		555.6		99	80-120		
Beryllium	566	ug/L		555.6		102	80-120		
Boron	569	ug/L		555.6		102	80-120		
Cadmium	530	ug/L		555.6		95	80-120		
Calcium	5.64	mg/L		5.556		102	80-120		
Chromium	550	ug/L		555.6		99	80-120		
Cobalt	545	ug/L		555.6		98	80-120		
Lead	557	ug/L		555.6		100	80-120		
Magnesium	5.71	mg/L		5.556		103	80-120		
Mercury	56.3	ug/L		55.56		101	80-120		
Molybdenum	545	ug/L		555.6		98	80-120		
Potassium	5.53	mg/L		5.556		100	80-120		
Selenium	534	ug/L		555.6		96	80-120		
Sodium	5.51	mg/L		5.556		99	80-120		

Pace Analytical Services, LLC
2231 W. Altorfer Drive
Peoria, IL 61615
(800)752-6651

QC SAMPLE RESULTS

Parameter	Result	Unit	Qual	Spike Level	Source Result	%REC	%REC Limits	RPD	RPD Limit
LCS (B537100-BS1)				Prepared: 07/07/25 Analyzed: 07/08/25					
Thallium	571	ug/L		555.6		103	80-120		
Matrix Spike (B537100-MS1)	**Sample: IG00787-01**			Prepared: 07/07/25 Analyzed: 07/08/25					
Antimony	527	ug/L		555.6	ND	95	75-125		
Arsenic	529	ug/L		555.6	1.76	95	75-125		
Barium	668	ug/L		555.6	127	97	75-125		
Beryllium	564	ug/L		555.6	ND	102	75-125		
Boron	590	ug/L		555.6	92.5	90	75-125		
Cadmium	526	ug/L		555.6	ND	95	75-125		
Calcium	134	mg/L		5.556	128	116	75-125		
Chromium	551	ug/L		555.6	ND	99	75-125		
Cobalt	522	ug/L		555.6	0.733	94	75-125		
Lead	544	ug/L		555.6	ND	98	75-125		
Magnesium	67.6	mg/L		5.556	61.9	103	75-125		
Mercury	56.1	ug/L		55.56	0.144	101	75-125		
Molybdenum	552	ug/L		555.6	1.09	99	75-125		
Potassium	6.06	mg/L		5.556	0.714	96	75-125		
Selenium	535	ug/L		555.6	ND	96	75-125		
Sodium	15.6	mg/L		5.556	10.4	93	75-125		
Thallium	564	ug/L		555.6	ND	101	75-125		
Matrix Spike Dup (B537100-MSD1)	**Sample: IG00787-01**			Prepared: 07/07/25 Analyzed: 07/08/25					
Antimony	518	ug/L		555.6	ND	93	75-125	2	20
Arsenic	515	ug/L		555.6	1.76	92	75-125	3	20
Barium	663	ug/L		555.6	127	97	75-125	0.7	20
Beryllium	555	ug/L		555.6	ND	100	75-125	2	20
Boron	591	ug/L		555.6	92.5	90	75-125	0.2	20
Cadmium	519	ug/L		555.6	ND	93	75-125	1	20
Calcium	134	mg/L		5.556	128	109	75-125	0.3	20
Chromium	540	ug/L		555.6	ND	97	75-125	2	20
Cobalt	515	ug/L		555.6	0.733	92	75-125	1	20
Lead	532	ug/L		555.6	ND	96	75-125	2	20
Magnesium	66.8	mg/L		5.556	61.9	89	75-125	1	20
Mercury	56.5	ug/L		55.56	0.144	101	75-125	0.6	20
Molybdenum	551	ug/L		555.6	1.09	99	75-125	0.05	20
Potassium	6.05	mg/L		5.556	0.714	96	75-125	0.2	20
Selenium	522	ug/L		555.6	ND	94	75-125	2	20
Sodium	15.7	mg/L		5.556	10.4	95	75-125	0.7	20
Thallium	547	ug/L		555.6	ND	98	75-125	3	20

Batch B537231 - No Prep - SM 2540 C-2011

Blank (B537231-BLK1)				Prepared & Analyzed: 07/08/25					
Solids - total dissolved solids (TDS)	< 17	mg/L							
LCS (B537231-BS1)				Prepared & Analyzed: 07/08/25					
Solids - total dissolved solids (TDS)	927	mg/L		1000		93	84.4-107		
Duplicate (B537231-DUP1)	**Sample: IG00787-01**			Prepared & Analyzed: 07/08/25					
Solids - total dissolved solids (TDS)	635	mg/L			640			0.8	5

Batch B537344 - IC No Prep - EPA 300.0 REV 2.1

Pace Analytical Services, LLC
2231 W. Altorfer Drive
Peoria, IL 61615
(800)752-6651

QC SAMPLE RESULTS

Parameter	Result	Unit	Qual	Spike Level	Source Result	%REC	%REC Limits	RPD	RPD Limit
Blank (B537344-BLK1)				Prepared & Analyzed: 07/08/25					
Fluoride	< 0.250	mg/L							
Sulfate	< 1.0	mg/L							
Chloride	< 1.0	mg/L							
Calibration Blank (B537344-CCB1)				Prepared & Analyzed: 07/08/25					
Sulfate	0.00	mg/L							
Fluoride	0.00	mg/L							
Chloride	0.420	mg/L							
Calibration Check (B537344-CCV1)				Prepared & Analyzed: 07/08/25					
Fluoride	5.35	mg/L		5.000		107	90-110		
Chloride	5.37	mg/L		5.000		107	90-110		
Sulfate	5.29	mg/L		5.000		106	90-110		
Matrix Spike (B537344-MS1)	**Sample: IG00787-01**			Prepared & Analyzed: 07/08/25					
Sulfate	1.00E9	mg/L	Q4	1.500	155	NR	80-120		
Fluoride	1.67	mg/L		1.500	0.209	98	80-120		
Chloride	1.0E9	mg/L	Q4	1.500	26	NR	80-120		
Matrix Spike Dup (B537344-MSD1)	**Sample: IG00787-01**			Prepared & Analyzed: 07/08/25					
Fluoride	1.67	mg/L		1.500	0.209	97	80-120	0.2	20
Sulfate	1.00E9	mg/L	Q4	1.500	155	NR	80-120	0	20
Chloride	1.0E9	mg/L	Q4	1.500	26	NR	80-120	0	20
Batch B537556 - No Prep - SM 2540 C-2011									
Blank (B537556-BLK1)				Prepared & Analyzed: 07/11/25					
Solids - total dissolved solids (TDS)	< 17	mg/L							
LCS (B537556-BS1)				Prepared & Analyzed: 07/11/25					
Solids - total dissolved solids (TDS)	930	mg/L		1000		93	84.4-107		
Duplicate (B537556-DUP1)	**Sample: IG02053-01**			Prepared & Analyzed: 07/11/25					
Solids - total dissolved solids (TDS)	425	mg/L			435			2	5
Duplicate (B537556-DUP2)	**Sample: IG02053-02**			Prepared & Analyzed: 07/11/25					
Solids - total dissolved solids (TDS)	665	mg/L	M		725			9	5
Batch B537569 - No Prep - SM 2320 B-2011									
Blank (B537569-BLK1)				Prepared & Analyzed: 07/11/25					
Alkalinity - carbonate as CaCO3	< 2.0	mg/L							
Alkalinity - bicarbonate as CaCO3	2.50	mg/L							
Blank (B537569-BLK2)				Prepared & Analyzed: 07/11/25					
Alkalinity - carbonate as CaCO3	< 2.0	mg/L							
Alkalinity - bicarbonate as CaCO3	2.50	mg/L							
Duplicate (B537569-DUP1)	**Sample: IG00787-01**			Prepared & Analyzed: 07/11/25					
Alkalinity - bicarbonate as CaCO3	400	mg/L			388			3	10
Alkalinity - carbonate as CaCO3	< 10	mg/L			ND				10
Batch B537632 - No Prep - SM 2320 B-2011									
Blank (B537632-BLK1)				Prepared & Analyzed: 07/14/25					
Alkalinity - carbonate as CaCO3	< 2.0	mg/L							
Alkalinity - bicarbonate as CaCO3	2.50	mg/L							
Duplicate (B537632-DUP1)	**Sample: IG02053-01**			Prepared & Analyzed: 07/14/25					
Alkalinity - carbonate as CaCO3	< 10	mg/L			ND				10

Pace Analytical Services, LLC
2231 W. Altorfer Drive
Peoria, IL 61615
(800)752-6651

QC SAMPLE RESULTS

Parameter	Result	Unit	Qual	Spike Level	Source Result	%REC	%REC Limits	RPD	RPD Limit
Duplicate (B537632-DUP1)	**Sample: IG02053-01**			Prepared & Analyzed: 07/14/25					
Alkalinity - bicarbonate as CaCO3	388	mg/L			388			0	10
Batch B537676 - No Prep - SM 4500-F C-2011									
Calibration Blank (B537676-CCB1)				Prepared & Analyzed: 07/14/25					
Fluoride	0.00800	mg/L							
Calibration Blank (B537676-CCB2)				Prepared & Analyzed: 07/14/25					
Fluoride	0.00800	mg/L							
Calibration Check (B537676-CCV1)				Prepared & Analyzed: 07/14/25					
Fluoride	0.712	mg/L		0.7000		102	90-110		
Calibration Check (B537676-CCV2)				Prepared & Analyzed: 07/14/25					
Fluoride	0.706	mg/L		0.7000		101	90-110		
Batch B537765 - SW 3015 - EPA 6010B									
Blank (B537765-BLK1)				Prepared: 07/15/25 Analyzed: 07/17/25					
Lithium	< 0.020	mg/L							
LCS (B537765-BS1)				Prepared: 07/15/25 Analyzed: 07/17/25					
Lithium	0.574	mg/L		0.5556		103	80-120		
Batch B537765 - SW 3015 - EPA 6020A									
Blank (B537765-BLK1)				Prepared: 07/15/25 Analyzed: 07/16/25					
Antimony	< 3.0	ug/L							
Arsenic	< 1.0	ug/L							
Barium	< 1.0	ug/L							
Beryllium	< 1.0	ug/L							
Boron	< 10	ug/L							
Cadmium	< 1.0	ug/L							
Calcium	< 0.20	mg/L							
Chromium	< 4.0	ug/L							
Cobalt	< 2.0	ug/L							
Lead	< 1.0	ug/L							
Magnesium	< 0.10	mg/L							
Mercury	< 0.20	ug/L							
Molybdenum	< 1.0	ug/L							
Potassium	< 0.10	mg/L							
Selenium	< 1.0	ug/L							
Sodium	< 0.10	mg/L							
Thallium	< 1.0	ug/L							
LCS (B537765-BS1)				Prepared: 07/15/25 Analyzed: 07/16/25					
Antimony	527	ug/L		555.6		95	80-120		
Arsenic	525	ug/L		555.6		94	80-120		
Barium	533	ug/L		555.6		96	80-120		
Beryllium	538	ug/L		555.6		97	80-120		
Boron	550	ug/L		555.6		99	80-120		
Cadmium	547	ug/L		555.6		98	80-120		
Calcium	5.52	mg/L		5.556		99	80-120		
Chromium	585	ug/L		555.6		105	80-120		
Cobalt	570	ug/L		555.6		103	80-120		

Pace Analytical Services, LLC
2231 W. Altorfer Drive
Peoria, IL 61615
(800)752-6651

QC SAMPLE RESULTS

Parameter	Result	Unit	Qual	Spike Level	Source Result	%REC	%REC Limits	RPD	RPD Limit
LCS (B537765-BS1)				Prepared: 07/15/25 Analyzed: 07/16/25					
Lead	572	ug/L		555.6		103	80-120		
Magnesium	5.59	mg/L		5.556		101	80-120		
Mercury	54.2	ug/L		55.56		97	80-120		
Molybdenum	538	ug/L		555.6		97	80-120		
Potassium	5.55	mg/L		5.556		100	80-120		
Selenium	537	ug/L		555.6		97	80-120		
Sodium	5.86	mg/L		5.556		106	80-120		
Thallium	576	ug/L		555.6		104	80-120		
Batch B537987 - No Prep - SM 2540 C-2011									
Blank (B537987-BLK1)				Prepared & Analyzed: 07/17/25					
Solids - total dissolved solids (TDS)	< 17	mg/L							
LCS (B537987-BS1)				Prepared & Analyzed: 07/17/25					
Solids - total dissolved solids (TDS)	953	mg/L		1000		95	84.5-105		
Duplicate (B537987-DUP2)	**Sample: IG03237-01**			Prepared & Analyzed: 07/17/25					
Solids - total dissolved solids (TDS)	1140	mg/L			1120			2	5
Batch B538044 - IC No Prep - EPA 300.0 REV 2.1									
Blank (B538044-BLK1)				Prepared & Analyzed: 07/16/25					
Fluoride	< 0.250	mg/L							
Chloride	< 1.0	mg/L							
Sulfate	< 1.0	mg/L							
Calibration Blank (B538044-CCB1)				Prepared & Analyzed: 07/16/25					
Fluoride	0.00	mg/L							
Chloride	0.00	mg/L							
Sulfate	0.00	mg/L							
Calibration Check (B538044-CCV1)				Prepared & Analyzed: 07/16/25					
Fluoride	5.39	mg/L		5.000		108	90-110		
Sulfate	5.10	mg/L		5.000		102	90-110		
Chloride	5.20	mg/L		5.000		104	90-110		
Matrix Spike (B538044-MS3)	**Sample: IG02053-01**			Prepared & Analyzed: 07/16/25					
Chloride	1.0E9	mg/L	Q4	1.500	34	NR	80-120		
Sulfate	1.00E9	mg/L	Q4	1.500	18.9	NR	80-120		
Fluoride	2.33	mg/L	Q1	1.500	0.531	120	80-120		
Matrix Spike Dup (B538044-MSD3)	**Sample: IG02053-01**			Prepared & Analyzed: 07/16/25					
Sulfate	1.00E9	mg/L	Q4	1.500	18.9	NR	80-120	0	20
Fluoride	2.32	mg/L	Q2	1.500	0.531	119	80-120	0.7	20
Chloride	1.0E9	mg/L	Q4	1.500	34	NR	80-120	0	20
Batch B538234 - SW 3015 - EPA 6010B									
Blank (B538234-BLK1)				Prepared: 07/21/25 Analyzed: 07/30/25					
Lithium	< 0.020	mg/L							
LCS (B538234-BS1)				Prepared: 07/21/25 Analyzed: 07/30/25					
Lithium	0.549	mg/L		0.5556		99	80-120		
Matrix Spike (B538234-MS1)	**Sample: IG03237-01**			Prepared: 07/21/25 Analyzed: 07/30/25					
Lithium	0.557	mg/L		0.5556	0.00648	99	75-125		
Matrix Spike Dup (B538234-MSD1)	**Sample: IG03237-01**			Prepared: 07/21/25 Analyzed: 07/30/25					

Pace Analytical Services, LLC
2231 W. Altorfer Drive
Peoria, IL 61615
(800)752-6651

QC SAMPLE RESULTS

Parameter	Result	Unit	Qual	Spike Level	Source Result	%REC	%REC Limits	RPD	RPD Limit
Matrix Spike Dup (B538234-MSD1)	**Sample: IG03237-01**			Prepared: 07/21/25 Analyzed: 07/30/25					
Lithium	0.554	mg/L		0.5556	0.00648	99	75-125	0.6	20
Batch B538234 - SW 3015 - EPA 6020A									
Blank (B538234-BLK1)				Prepared: 07/21/25 Analyzed: 07/23/25					
Antimony	< 3.0	ug/L							
Arsenic	< 1.0	ug/L							
Barium	< 1.0	ug/L							
Beryllium	< 1.0	ug/L							
Boron	< 10	ug/L							
Cadmium	< 1.0	ug/L							
Calcium	< 0.20	mg/L							
Chromium	< 4.0	ug/L							
Cobalt	< 2.0	ug/L							
Lead	< 1.0	ug/L							
Magnesium	< 0.10	mg/L							
Mercury	< 0.20	ug/L							
Molybdenum	< 1.0	ug/L							
Potassium	< 0.10	mg/L							
Selenium	< 1.0	ug/L							
Sodium	< 0.10	mg/L							
Thallium	< 1.0	ug/L							
LCS (B538234-BS1)				Prepared: 07/21/25 Analyzed: 07/23/25					
Antimony	540	ug/L		555.6		97	80-120		
Arsenic	544	ug/L		555.6		98	80-120		
Barium	551	ug/L		555.6		99	80-120		
Beryllium	568	ug/L		555.6		102	80-120		
Boron	549	ug/L		555.6		99	80-120		
Cadmium	547	ug/L		555.6		99	80-120		
Calcium	5.45	mg/L		5.556		98	80-120		
Chromium	550	ug/L		555.6		99	80-120		
Cobalt	551	ug/L		555.6		99	80-120		
Lead	563	ug/L		555.6		101	80-120		
Magnesium	5.87	mg/L		5.556		106	80-120		
Mercury	55.9	ug/L		55.56		101	80-120		
Molybdenum	532	ug/L		555.6		96	80-120		
Potassium	5.66	mg/L		5.556		102	80-120		
Selenium	539	ug/L		555.6		97	80-120		
Sodium	5.80	mg/L		5.556		104	80-120		
Thallium	548	ug/L		555.6		99	80-120		
Matrix Spike (B538234-MS1)	**Sample: IG03237-01**			Prepared: 07/21/25 Analyzed: 07/23/25					
Antimony	531	ug/L		555.6	ND	96	75-125		
Arsenic	547	ug/L		555.6	4.57	98	75-125		
Barium	591	ug/L		555.6	48.5	98	75-125		
Beryllium	559	ug/L		555.6	ND	101	75-125		
Boron	657	ug/L		555.6	85.6	103	75-125		
Cadmium	539	ug/L		555.6	ND	97	75-125		
Calcium	209	mg/L	Q4	5.556	205	67	75-125		

Pace Analytical Services, LLC
2231 W. Altorfer Drive
Peoria, IL 61615
(800)752-6651

QC SAMPLE RESULTS

Parameter	Result	Unit	Qual	Spike Level	Source Result	%REC	%REC Limits	RPD	RPD Limit
Matrix Spike (B538234-MS1)	**Sample: IG03237-01**			Prepared: 07/21/25 Analyzed: 07/23/25					
Chromium	542	ug/L		555.6	ND	98	75-125		
Cobalt	534	ug/L		555.6	1.02	96	75-125		
Lead	545	ug/L		555.6	0.828	98	75-125		
Magnesium	108	mg/L		5.556	102	110	75-125		
Mercury	57.4	ug/L		55.56	ND	103	75-125		
Molybdenum	537	ug/L		555.6	1.75	96	75-125		
Potassium	7.80	mg/L		5.556	2.27	100	75-125		
Selenium	540	ug/L		555.6	ND	97	75-125		
Sodium	50.8	mg/L		5.556	44.7	110	75-125		
Thallium	534	ug/L		555.6	ND	96	75-125		
Matrix Spike Dup (B538234-MSD1)	**Sample: IG03237-01**			Prepared: 07/21/25 Analyzed: 07/23/25					
Antimony	536	ug/L		555.6	ND	97	75-125	1	20
Arsenic	553	ug/L		555.6	4.57	99	75-125	1	20
Barium	597	ug/L		555.6	48.5	99	75-125	1	20
Beryllium	570	ug/L		555.6	ND	103	75-125	2	20
Boron	661	ug/L		555.6	85.6	104	75-125	0.7	20
Cadmium	551	ug/L		555.6	ND	99	75-125	2	20
Calcium	210	mg/L		5.556	205	84	75-125	0.5	20
Chromium	549	ug/L		555.6	ND	99	75-125	1	20
Cobalt	540	ug/L		555.6	1.02	97	75-125	1	20
Lead	554	ug/L		555.6	0.828	100	75-125	2	20
Magnesium	108	mg/L		5.556	102	121	75-125	0.6	20
Mercury	58.2	ug/L		55.56	ND	105	75-125	1	20
Molybdenum	555	ug/L		555.6	1.75	100	75-125	3	20
Potassium	7.89	mg/L		5.556	2.27	101	75-125	1	20
Selenium	549	ug/L		555.6	ND	99	75-125	2	20
Sodium	50.9	mg/L		5.556	44.7	111	75-125	0.2	20
Thallium	539	ug/L		555.6	ND	97	75-125	1	20
Batch B538500 - No Prep - SM 4500-F C-2011									
Calibration Blank (B538500-CCB1)				Prepared & Analyzed: 07/23/25					
Fluoride	0.0140	mg/L							
Calibration Check (B538500-CCV1)				Prepared & Analyzed: 07/23/25					
Fluoride	0.684	mg/L		0.7000		98	90-110		
Batch B538693 - IC No Prep - EPA 300.0 REV 2.1									
Blank (B538693-BLK1)				Prepared & Analyzed: 07/24/25					
Sulfate	< 1.0	mg/L							
Chloride	< 1.0	mg/L							
Calibration Blank (B538693-CCB1)				Prepared & Analyzed: 07/24/25					
Chloride	0.00	mg/L							
Sulfate	0.00	mg/L							
Calibration Check (B538693-CCV1)				Prepared & Analyzed: 07/24/25					
Chloride	5.04	mg/L		5.000		101	90-110		
Sulfate	5.02	mg/L		5.000		100	90-110		
Matrix Spike (B538693-MS1)	**Sample: IG03237-01**			Prepared & Analyzed: 07/24/25					
Chloride	1.0E9	mg/L	Q4	1.500	10	NR	80-120		

Pace Analytical Services, LLC
2231 W. Altorfer Drive
Peoria, IL 61615
(800)752-6651

QC SAMPLE RESULTS

Parameter	Result	Unit	Qual	Spike Level	Source Result	%REC	%REC Limits	RPD	RPD Limit
Matrix Spike (B538693-MS1)	**Sample: IG03237-01**			Prepared & Analyzed: 07/24/25					
Sulfate	< 1.0	mg/L	Q4	1.500	456	NR	80-120		
Matrix Spike Dup (B538693-MSD1)	**Sample: IG03237-01**			Prepared & Analyzed: 07/24/25					
Sulfate	< 1.0	mg/L	Q4	1.500	456	NR	80-120		20
Chloride	1.0E9	mg/L	Q4	1.500	10	NR	80-120	0	20
Batch B538838 - No Prep - SM 4500-F C-2011									
Calibration Blank (B538838-CCB1)				Prepared & Analyzed: 07/28/25					
Fluoride	0.0270	mg/L							
Calibration Blank (B538838-CCB2)				Prepared & Analyzed: 07/28/25					
Fluoride	0.0240	mg/L							
Calibration Check (B538838-CCV1)				Prepared & Analyzed: 07/28/25					
Fluoride	0.705	mg/L		0.7000		101	90-110		
Calibration Check (B538838-CCV2)				Prepared & Analyzed: 07/28/25					
Fluoride	0.678	mg/L		0.7000		97	90-110		
Batch B538844 - No Prep - SM 2320 B-2011									
Blank (B538844-BLK1)				Prepared & Analyzed: 07/28/25					
Alkalinity - carbonate as CaCO3	< 2.0	mg/L							
Alkalinity - bicarbonate as CaCO3	2.50	mg/L							
Duplicate (B538844-DUP1)	**Sample: IG03237-01**			Prepared & Analyzed: 07/28/25					
Alkalinity - bicarbonate as CaCO3	475	mg/L			475			0	10
Alkalinity - carbonate as CaCO3	< 10	mg/L			ND				10

Pace Analytical Services, LLC
2231 W. Altorfer Drive
Peoria, IL 61615
(800)752-6651

NOTES

Specifications regarding method revisions and method modifications used for analysis are available upon request. Please contact your project manager.

* Not a TNI accredited analyte

Certifications

CHI - McHenry, IL - 4314-A W. Crystal Lake Road, McHenry, IL 60050
TNI Accreditation for Drinking Water and Wastewater Fields of Testing through IL EPA Accreditation No. 100279
Illinois Department of Public Health Bacterial Analysis in Drinking Water Approved Laboratory Registry No. 17556

PIA - Peoria, IL - 2231 W. Altorfer Drive, Peoria, IL 61615
TNI Accreditation for Drinking Water, Wastewater, Solid and Hazardous Material Fields of Testing through IL EPA Accreditation No. 100230
Illinois Department of Public Health Bacterial Analysis in Drinking Water Approved Laboratory Registry No. 17553
Drinking Water Certifications/Accreditations: Iowa (240); Kansas (E-10338); Missouri (870)
Wastewater Certifications/Accreditations: Arkansas (88-0677); Iowa (240); Kansas (E-10338)
Solid and Hazardous Material Certifications/Accreditations: Arkansas (88-0677); Iowa (240); Kansas (E-10338)

SPMO - Springfield, MO - 1805 W Sunset Street, Springfield, MO 65807
USEPA DMR-QA Program

STL - Hazelwood, MO - 944 Anglum Rd, Hazelwood, MO 63042
TNI Accreditation for Wastewater, Solid and Hazardous Material Fields of Testing through KS KDHE Certification No. E-10389
TNI Accreditation for Wastewater, Solid and Hazardous Material Fields of Testing through IL EPA Accreditation No. - 200080
Illinois Department of Public Health Bacterial Analysis in Drinking Water Approved Laboratory, Registry No. 171050
Missouri Department of Natural Resources - Certificate of Approval for Microbiological Laboratory Service - No. 1050

Qualifiers

M	Analyte failed to meet the required acceptance criteria for duplicate analysis.
Q1	Matrix Spike failed % recovery acceptance limits. The associated blank spike recovery was acceptable.
Q2	Matrix Spike Duplicate failed % recovery acceptance limits. The associated blank spike recovery was acceptable.
Q3	Matrix Spike/Matrix Spike Duplicate both failed % recovery acceptance limits. The associated blank spike recovery was acceptable.
Q4	The matrix spike recovery result is unusable since the analyte concentration in the sample is greater than four times the spike level. The associated blank spike was acceptable.

Certified by: Diane Billings, Project Manager

IG00787

CHAIN-OF-CUSTODY / Analytical Request Document

The Chain-of-Custody is a LEGAL DOCUMENT. All relevant fields must be completed accurately.

Page: 1 of 10

Section A Required Client Information:

Company:	Vistra Corp-Duck Creek
Address:	17751 North Cilco Rd
	Canton, IL 61520
Email To:	Brian.Voelker@VistraCorp.com
Phone: (217) 753-8911	Fax:
Requested Due Date/TAT:	10 day

Section B Required Project Information:

Report To:	Brian Voelker
Copy To:	Daryl Johnson: Robert.Johnson@vistracorp.com
Purchase Order No.:	
Project Name:	
Project Number:	

Section C Invoice Information:

Attention:	Brian Voelker
Company Name:	Vistra Corp
Address:	see Section A
Quote Reference:	
Project Manager:	
Profile #:	

REGULATORY AGENCY

NPDES GROUND WATER DRINKING WATER
UST RCRA OTHER

Site Location STATE: IL

Section D Required Client Information

Valid Matrix Codes

MATRIX	CODE
DRINKING WATER	DW
WATER	WT
WASTE WATER	WW
PRODUCT	P
SOIL/SOLID	SL
OIL	OL
WIPE	WP
AIR	AR
OTHER	OT
TISSUE	TS

SAMPLE ID (A-Z, 0-9 / ,-) Sample IDs MUST BE UNIQUE

Requested Analysis Filtered (Y/N)

ITEM #	SAMPLE ID	MATRIX CODE (see valid codes to left)	SAMPLE TYPE (G=GRAB C=COMP)	COLLECTED DATE	COLLECTED TIME	SAMPLE TEMP AT COLLECTION	# OF CONTAINERS	Unpreserved	H_2SO_4	HNO_3	HCl	NaOH	$Na_2S_2O_3$	Methanol	Other	Analysis Test (Y/N)	DC-257-203	DC-257-204	DC-257-205	DC-811-204	DC-845-203	DC-845-205	DC-CLOSURE-201-202	DC-SUP-000	DC-WPCP-203-206	Residual Chlorine (Y/N)	Project No./ Lab I.D.
1	BA01	WT	G	7-3-25	1114		4	X		X																	
2	BA02	WT	G	7-3-25	1254		4	X		X																	
3	BA03	WT	G	7-3-25	1616		4																				
4	BA03L	WT	G	7-3-25	1511		4	X		X																	
5	BA03L - Dup	WT	G	7-3-25	1511		4	X		X																	
6	T44L	WT	G	7-3-25	1310		3	X		X																	
7	T44L - Dup	WT	G	7-3-25	1310		3	X		X																	
8	T45L	WT	G	7-3-25	1133		3	X		X																	
9	T46L	WT	G	7-3-25	1032		3	X		X																	
10																											
11																											
12																											
13																											
14																											
15																											
16																											

ADDITIONAL COMMENTS	RELINQUISHED BY / AFFILIATION	DATE	TIME	ACCEPTED BY / AFFILIATION	DATE	TIME	SAMPLE CONDITIONS
DC-25Q3 Rev 1	Austin Moore / [illegible]	7-3-25	1731	Sarah [illegible]	7/3/25	1731	

SAMPLER NAME AND SIGNATURE

PRINT Name of SAMPLER: Austin Moore

SIGNATURE of SAMPLER: [illegible] DATE Signed (MM/DD/YY): 07/03/25

Temp in °C | Received on Ice (Y/N) | Custody Sealed Cooler (Y/N) | Samples Intact (Y/N)

IR Gun # 18 Correction Factor (Deg C) +.2

Observed Temp (Deg C) 1.1 Corrected Temp (Deg C) 1.3

Delivery Method: FedEx UPS Walk-in USPS (Other)

ENV-FRM-PEOR-0098 v05_Sample Condition Upon Receipt

Client Name: Vistra Duck Creek Work Order #: 00787 Completed by / Date: SS 7/3/25

Custody seal on cooler/box present and seal intact:	☐Yes ☐No ☑N/A	
Chain of Custody (CoC) Present:	☑Yes ☐No	
CoC is Legible:	☑Yes ☐No	
Sampler Name Present on COC:	☑Yes ☐No	
Sampler Signature Present on CoC:	☑Yes ☐No	
Sample Collection Date Present on CoC:	☑Yes ☐No	
Sample Collection Time Present on CoC:	☑Yes ☐No	
CoC Relinquished by Client:	☑Yes ☐No	
Unique Sample ID's Present on CoC:	☑Yes ☐No	
CoC and Sample Container Labels Match:	☑Yes ☐No	
Sample chilling process started prior to receipt: If yes, what type of ice:	☑Yes ☐No ☐N/A ☑Wet ☐Blue	
Samples received within temperature compliance: (≤ 6°C,but above freezing or received same day collected and chill process started prior to receipt)	☑Yes ☐No ☐N/A	
Container(s) Received Intact:	☑Yes ☐No	
Containers Received Labeled and Labels are Legible:	☑Yes ☐No	
Appropriate Bottles Received for Analysis Requested:	☑Yes ☐No	
Sufficient Sample Volume Received:	☑Yes ☐No	
USDA Regulated Soil: Country of Origin: _____ State of Origin: _____	☐Yes ☐No ☑N/A	
Trip Blank(s) Received: If present, are they Listed on CoC:	☐Yes ☐No ☑N/A ☐Yes ☐No	
VOA vials are free of any headspace larger than pea sized bubble (>6mm) – Applies to methods 8260, 624, 524.2 - including THM vials *If headspace is present, note sample ID and # of vials	☐Yes ☐No ☑N/A	
All (Non-Field) Analysis Received Within Hold Times:	☑Yes ☐No	
Rush Turn Around Time Requested or Time Sensitive Analysis:	☐Yes ☑No	
Short Hold Time Analysis (48 Hours or Less):	☐Yes ☑No	

Client Notification/ Resolution: If checked, please see attached form for additional comments ☐

Person Contacted: _____ Date/Time: _____

Comments/ Resolution: _____

PM Review is documented electronically in LIMS. By releasing the project, the PM acknowledges they have reviewed the sample.

DOC# Title: ENV-FRM-PEOR-0003 v04 General Bottle Receipt Form
Effective Date:

WORK ORDER #: 00787 INITIALS: SS

Plastic Bottles	-1	-2	-3	-4	-5	-6	-7	-8	-9	-10
P, U, 1000ml - Total	✓	✓	✓	✓	✓	✓	✓	✓	✓	
P, U, 250ml										
P, U, 500ml - Total										
P, U, ~~500ml~~ - Diss 1000 ml	✓	✓	✓	✓	✓	✓	✓	✓	✓	
P, 250ml/500ml H_2SO_4 - Total										
P, 250ml/500ml H_2SO_4 - Diss										
P, 250ml/500ml NaOH										
P, 250ml/500ml HNO_3 - Total	✓	✓	✓	✓	✓					
P, 250ml/500ml HNO_3 - Diss						✓	✓	✓	✓	
P, 500ml NaOH + ZnAc										
P, U, 150ml/4oz TC										
P, 2.5L HNO_3	✓	✓	✓	✓	✓					
P, U, 2.5L										
P, U, 50ml										
S, P, 120ml $Na_2S_2O_3$										
P, 16oz - Soil/Sludge										
Amber Glass Bottles - Vials										
A, G, U, 1000ml										
A, G, 1000ml HCl										
A, G, 1000ml $MeCl_2$										
A, G, 500ml H_2SO_4										
A, G, U, 500ml										
A, G, U, 250ml H_2SO_4										
A, G, U, 250ml										
A, V, 40ml H_2SO_4										
A, V, U, 60ml										
Clear Glass Bottles - Soil/Sludge Jars - Vials										
C, G, 1000ml HCl										
C, G, U, 1000ml										
C, G, U, 250ml - LLHg										
C, G, U, 250ml - LLHg - FB										
C, G, 16oz - Soil Jar										
C, G, 9oz - Soil Jar										
C, G, 4oz - Soil Jar										
C, G, 2oz - Soil Jar										
C, V, 40ml TSP										
C, V, 40ml HCl										
C, V, U, 40ml										
C, V, 40ml $Na_2S_2O_3$										
C, V, 40ml MeOH										
C, V, 40ml Sodium Bisulfate										
C, V, U, 60ml										
Client Supplied										
Description										

1G02053

CHAIN-OF-CUSTODY / Analytical Request Document

The Chain-of-Custody is a LEGAL DOCUMENT. All relevant fields must be completed accurately.

Page: 1 of 10

Section A Required Client Information:

Company:	Vistra Corp-Duck Creek
Address:	17751 North Cilco Rd
	Canton, IL 61520
Email To:	Brian.Voelker@VistraCorp.com
Phone: (217) 753-8911	Fax:
Requested Due Date/TAT:	10 day

Section B Required Project Information:

Report To:	Brian Voelker
Copy To:	Daryl Johnson: Robert.Johnson@vistracorp.com
Purchase Order No.:	
Project Name:	
Project Number:	

Section C Invoice Information:

Attention:	Brian Voelker
Company Name:	Vistra Corp
Address:	see Section A
Quote Reference:	
Project Manager:	
Profile #:	

REGULATORY AGENCY

NPDES GROUND WATER DRINKING WATER
UST RCRA OTHER

Site Location STATE: IL

Section D Required Client Information

Valid Matrix Codes

MATRIX	CODE
DRINKING WATER	DW
WATER	WT
WASTE WATER	WW
PRODUCT	P
SOIL/SOLID	SL
OIL	OL
WIPE	WP
AIR	AR
OTHER	OT
TISSUE	TS

Requested Analysis Filtered (Y/N)

ITEM #	SAMPLE ID (A-Z, 0-9 / ,-) Sample IDs MUST BE UNIQUE	MATRIX CODE (see valid codes to left)	SAMPLE TYPE (G=GRAB C=COMP)	COLLECTED DATE	COLLECTED TIME	SAMPLE TEMP AT COLLECTION	# OF CONTAINERS	Preservatives: Unpreserved	H_2SO_4	HNO_3	HCl	NaOH	$Na_2S_2O_3$	Methanol	Other	Analysis Test (Y/N): DC-257-203	DC-257-204	DC-257-205	DC-811-204	DC-845-203	DC-845-205	DC-CLOSURE-201-202	DC-SUP-000	DC-WPCP-203-206	Residual Chlorine (Y/N)	Project No./ Lab I.D.
1	BA02L	WT	G	7/10/25	1312		4	X		X																
2	~~BA04L~~ BA04 dab 7/10/25 dab	WT	G	7/10/25	1438		4	X		X																
3	BA06	WT	G	7/10/25	1623		4	X		X																
4	G06S	WT	G	7/10/25	1516		3	X		X																
5	G09S	WT	G	7/10/25	1554		3	X		X																
6	G71S	WT	G	7/10/25	1301		3	X		X																
7	G73L	WT	G	7/10/25	1509		3	X		X																
8	OM07	WT	G	7/10/25	1345		2	X		X																
9	OM07 - Dup	WT	G	7/10/25	1345		2	X		X																
10	OM21	WT	G	7/10/25	1130		2	X		X																
11	OR11	WT	G	7/10/25	1236		2	X		X																
12	OR11 - Dup	WT	G	7/10/25	1236		2	X		X																
13	P60	WT	G	7/10/25	1437		4	X		X																
14	G54L	WT	G	7/10/25	1138		2	X		X																Completed Volume
15	Field Blank			7/10/25	1615																					
16																										

R Gun = 20 Correction Factor (Deg C) = -0.1
Observed Temp (Deg C) = 5.5 Corrected Temp (Deg C) = 5.4
Delivery Method: FedEx UPS Walk-in USPS Other

ADDITIONAL COMMENTS	RELINQUISHED BY / AFFILIATION	DATE	TIME	ACCEPTED BY / AFFILIATION	DATE	TIME	SAMPLE CONDITIONS
DC-25Q3 Rev 1	Johannan	7/10/25	1729	Sarah Lutes	7/10/25	1729	

SAMPLER NAME AND SIGNATURE

PRINT Name of SAMPLER: Jordan Johannan

SIGNATURE of SAMPLER: Johannan DATE Signed (MM/DD/YY): 07/10/25

Temp in °C | Received on Ice (Y/N) | Custody Sealed Cooler (Y/N) | Samples Intact (Y/N)

1G03237

CHAIN-OF-CUSTODY / Analytical Request Document

The Chain-of-Custody is a LEGAL DOCUMENT. All relevant fields must be completed accurately.

Page: 1 of 10

Section A Required Client Information:		Section B Required Project Information:		Section C Invoice Information:	
Company:	Vistra Corp-Duck Creek	Report To:	Brian Voelker	Attention:	Brian Voelker
Address:	17751 North Cilco Rd	Copy To:	Daryl Johnson: Robert.Johnson@vistracorp.com	Company Name:	Vistra Corp
	Canton, IL 61520			Address:	see Section A
Email To:	Brian.Voelker@VistraCorp.com	Purchase Order No.:		Quote Reference:	
Phone: (217) 753-8911	Fax:	Project Name:		Project Manager:	
Requested Due Date/TAT:	10 day	Project Number:		Profile #:	

REGULATORY AGENCY

NPDES GROUND WATER DRINKING WATER
UST RCRA OTHER

Site Location STATE: IL

Section D Required Client Information

Valid Matrix Codes

MATRIX	CODE
DRINKING WATER	DW
WATER	WT
WASTE WATER	WW
PRODUCT	P
SOIL/SOLID	SL
OIL	OL
WIPE	WP
AIR	AR
OTHER	OT
TISSUE	TS

SAMPLE ID (A-Z, 0-9 / ,-) Sample IDs MUST BE UNIQUE

Requested Analysis Filtered (Y/N)

ITEM #	SAMPLE ID	MATRIX CODE (see valid codes to left)	SAMPLE TYPE (G=GRAB C=COMP)	COLLECTED DATE	COLLECTED TIME	SAMPLE TEMP AT COLLECTION	# OF CONTAINERS	Unpreserved	H_2SO_4	HNO_3	HCl	NaOH	$Na_2S_2O_3$	Methanol	Other	Analysis Test Y/N	DC-257-203	DC-257-204	DC-257-205	DC-811-204	DC-845-203	DC-845-205	DC-CLOSURE-201-202	DC-SUP-000	DC-WPCP-203-206	Residual Chlorine (Y/N)	Project No./ Lab I.D.
1	BA05	WT	G	7/16/25	1300		4	X		X																	
2	G06L	WT	G	7/16/25	1140		3	X		X																	
3	G06L Dup	WT	G	7/16/25	1140		3	X		X																	
4	G15L	WT	G	7/16/25	1420		1			X																	
5	G50L	WT	G	7/16/25	1527		3	X		X																	
6	G59S Resample	WT	G	7/16/25	1204		5	X		X																	
7	G60L Resample	WT	G	7/16/25	1320		5	X		X																	
8	G60S Resample	WT	G	7/16/25	1426		4	X		X																	
9	OM04S	WT	G	7/16/25	1355		2	X		X																	
10	OR13D	WT	G	7/16/25	1503		2	X		X																	
11	OR13S	WT	G	7/16/25	1510		2	X		X																	
12	OR19	WT	G	7/16/25	1300		2	X		X																	
13	OR19 Dup	WT	G	7/16/25	1300		2	X		X																	
14	~~OM04~~ 7/16	WT	G	7/16/25	13:55																						
15	PB																										
16																											

Preservatives

20 Correction Factor (Deg C) -.1

Received Temp (Deg C) 3.1 Corrected Temp (Deg C) 3.0

Delivery Method: FedEx UPS Walk-in USPS Other

ADDITIONAL COMMENTS	RELINQUISHED BY / AFFILIATION	DATE	TIME	ACCEPTED BY / AFFILIATION	DATE	TIME	SAMPLE CONDITIONS
DC-25Q3 Rev 1	Andy Weteska	7/16/25	1645				
					7/16/25	1645	

SAMPLER NAME AND SIGNATURE

PRINT Name of SAMPLER: Andy Weteska

SIGNATURE of SAMPLER: Andy Weteska

DATE Signed (MM/DD/YY): 07/16/25

Temp in °C | Received on Ice (Y/N) | Custody Sealed Cooler (Y/N) | Samples Intact (Y/N)

ENV-FRM-PEOR-0098 v05_Sample Condition Upon Receipt

Client Name: Vistra Work Order #: 1G03237 Completed by / Date: NS 7/6/25

Custody seal on cooler/box present and seal intact:	☐Yes ☐No ☑N/A	
Chain of Custody (CoC) Present:	☑Yes ☐No	
CoC is Legible:	☑Yes ☐No	
Sampler Name Present on COC:	☑Yes ☐No	
Sampler Signature Present on CoC:	☑Yes ☐No	
Sample Collection Date Present on CoC:	☑Yes ☐No	
Sample Collection Time Present on CoC:	☑Yes ☐No	
CoC Relinquished by Client:	☑Yes ☐No	
Unique Sample ID's Present on CoC:	☑Yes ☐No	
CoC and Sample Container Labels Match:	☑Yes ☐No	
Sample chilling process started prior to receipt: If yes, what type of ice:	☑Yes ☐No ☐N/A ☑Wet ☐Blue	
Samples received within temperature compliance: (≤ 6°C,but above freezing or received same day collected and chill process started prior to receipt)	☑Yes ☐No ☐N/A	
Container(s) Received Intact:	☑Yes ☐No	
Containers Received Labeled and Labels are Legible:	☑Yes ☐No	
Appropriate Bottles Received for Analysis Requested:	☑Yes ☐No	
Sufficient Sample Volume Received:	☑Yes ☐No	
USDA Regulated Soil: Country of Origin: _____ State of Origin: _____	☐Yes ☐No ☑N/A	
Trip Blank(s) Received: If present, are they Listed on CoC:	☐Yes ☐No ☑N/A ☐Yes ☐No	
VOA vials are free of any headspace larger than pea sized bubble (>6mm) – Applies to methods 8260, 624, 524.2 - including THM vials *If headspace is present, note sample ID and # of vials	☐Yes ☐No ☑N/A	
All (Non-Field) Analysis Received Within Hold Times:	☑Yes ☐No	
Rush Turn Around Time Requested or Time Sensitive Analysis:	☐Yes ☑No	
Short Hold Time Analysis (48 Hours or Less):	☐Yes ☑No	

Client Notification/ Resolution: If checked, please see attached form for additional comments ☐

Person Contacted: _____ Date/Time: _____

Comments/ Resolution: _____

PM Review is documented electronically in LIMS. By releasing the project, the PM acknowledges they have reviewed the sample.

QUALTRAX ENTERPRISE FORM NO. 6_Sample Bottle Receipt Form
Effective Date: 12/18/2024

WORK ORDER #: 1G03237 INITIALS: NS

0213D

Plastic Bottles	-1	-2	-3	-4	-5	-6	-7	-8	-9	-10
P, U, 1000ml - Total		2	2				1	1		
P, U, 250ml										
P, U, 500ml - Total					2	2	1	1	1	1
P, U, 500ml - Diss										
P, 250ml/500ml H_2SO_4 - Total										
P, 250ml/500ml H_2SO_4 - Diss										
P, 250ml/500ml NaOH										
P, 250ml/500ml HNO_3 - Total	1	1	1	1	1	1	2	1	1	1
P, 250ml/500ml HNO_3 - Diss										
P, 500ml NaOH + ZnAc										
P, U, 150ml/4oz TC										
P, 2.5L HNO_3	1						1	1		
P, U, 2.5L										
P, U, 50ml										
S, P, 120ml $Na_2S_2O_3$										
P, 16oz - Soil/Sludge										
Amber Glass Bottles - Vials										
A, G, U, 1000ml										
A, G, 1000ml HCl										
A, G, 1000ml $MeCl_2$										
A, G, 500ml H_2SO_4										
A, G, U, 500ml										
A, G, U, 250ml H_2SO_4										
A, G, U, 250ml										
A, V, 40ml H_2SO_4										
A, V, U, 60ml										
Clear Glass Bottles - Soil/Sludge Jars - Vials										
C, G, 1000ml HCl										
C, G, U, 1000ml										
C, G, U, 250ml - LLHg										
C, G, U, 250ml - LLHg - FB										
C, G, 16oz - Soil Jar										
C, G, 9oz - Soil Jar										
C, G, 4oz - Soil Jar										
C, G, 2oz - Soil Jar										
C, V, 40ml TSP										
C, V, 40ml HCl										
C, V, U, 40ml										
C, V, 40ml $Na_2S_2O_3$										
C, V, 40ml MeOH										
C, V, 40ml Sodium Bisulfate										
C, V, U, 60ml										
Client Supplied										
Description										

Doc Title: ENV-FRM-PEOR-0003 v06_General Bottle Receipt Form
Effective Date: 12/18/2024

WORK ORDER #: 1G03237 INITIALS: NS

Plastic Bottles	-1	-2	-3	-4	-5	-6	-7	-8	-9	-10
P, U, 1000ml - Total										
P, U, 250ml										
P, U, 500ml - Total	1	2	2							
P, U, 500ml - Diss										
P, 250ml/500ml H_2SO_4 - Total										
P, 250ml/500ml H_2SO_4 - Diss										
P, 250ml/500ml NaOH										
P, 250ml/500ml HNO_3 - Total		1	1							
P, 250ml/500ml HNO_3 - Diss										
P, 500ml NaOH + ZnAc										
P, U, 150ml/4oz TC										
P, 2.5L HNO_3										
P, U, 2.5L										
P, U, 50ml										
S, P, 120ml $Na_2S_2O_3$										
P, 16oz - Soil/Sludge										
Amber Glass Bottles - Vials										
A, G, U, 1000ml										
A, G, 1000ml HCl										
A, G, 1000ml $MeCl_2$										
A, G, 500ml H_2SO_4										
A, G, U, 500ml										
A, G, U, 250ml H_2SO_4										
A, G, U, 250ml										
A, V, 40ml H_2SO_4										
A, V, U, 60ml										
Clear Glass Bottles - Soil/Sludge Jars - Vials										
C, G, 1000ml HCl										
C, G, U, 1000ml										
C, G, U, 250ml - LLHg										
C, G, U, 250ml - LLHg - FB										
C, G, 16oz - Soil Jar										
C, G, 9oz - Soil Jar										
C, G, 4oz - Soil Jar										
C, G, 2oz - Soil Jar										
C, V, 40ml TSP										
C, V, 40ml HCl										
C, V, U, 40ml										
C, V, 40ml $Na_2S_2O_3$										
C, V, 40ml MeOH										
C, V, 40ml Sodium Bisulfate										
C, V, U, 60ml										
Client Supplied										
Description										

Pace Analytical Services, LLC
2231 W. Altorfer Drive
Peoria, IL 61615
(800)752-6651

October 20, 2025

Daryl Johnson
Vistra - Duck Creek
17751 North Cilco Road
Canton, IL 61520-8761

Dear Daryl Johnson:

Please find enclosed the **revised** analytical results for the sample(s) the laboratory received. All testing is performed according to our current TNI accreditations unless otherwise noted. This report cannot be reproduced, except in full, without the written permission of Pace Analytical Services, LLC.

If you have any questions regarding your report, please contact your project manager. Quality and timely data is of the utmost importance to us.

Pace Analytical Services appreciates the opportunity to provide you with analytical expertise. We are always trying to improve our customer service and we welcome you to contact the General Manager, Lisa Grant, with any feedback you have about your experience with our laboratory at 309-683-1764 or lisa.grant@pacelabs.com.

Diane Billings
Project Manager

Pace Analytical Services, LLC
2231 W. Altorfer Drive
Peoria, IL 61615
(800)752-6651

Case Narrative

The original report was issued 8/19/25. The sample from well BA02L collected on July 10, 2025, was not collected in a manner consistent with low-flow/low-stress sampling methods and was likely not representative of the aquifier conditions.

Pace Analytical Services, LLC
2231 W. Altorfer Drive
Peoria, IL 61615
(800)752-6651

ANALYTICAL RESULTS

Sample: IG00815-01 **Sampled:** 07/03/25 11:14
Name: BA01 **Received:** 07/03/25 17:31
Matrix: Ground Water - Grab

Parameter	Result	Unit	Qualifier	Prepared	Dilution	MRL	Analyzed	Analyst	Method
Miscellaneous - Pace Analytical - Mt Juliet, Tn									
Rad 226 and 228-Subcontract	2.79	pCi/L			1	1.38	07/24/25 20:24	PACE	904.0 903.0

Sample: IG00815-02 **Sampled:** 07/03/25 12:54
Name: BA02 **Received:** 07/03/25 17:31
Matrix: Ground Water - Grab

Parameter	Result	Unit	Qualifier	Prepared	Dilution	MRL	Analyzed	Analyst	Method
Miscellaneous - Pace Analytical - Mt Juliet, Tn									
Rad 226 and 228-Subcontract	1.61	pCi/L			1	1.27	07/24/25 19:00	PACE	904.0 903.0

Sample: IG00815-03 **Sampled:** 07/03/25 16:16
Name: BA03 **Received:** 07/03/25 17:31
Matrix: Ground Water - Grab

Parameter	Result	Unit	Qualifier	Prepared	Dilution	MRL	Analyzed	Analyst	Method
Miscellaneous - Pace Analytical - Mt Juliet, Tn									
Rad 226 and 228-Subcontract	0.107 U	pCi/L			1	1.04	07/24/25 19:00	PACE	904.0 903.0

Sample: IG00815-04 **Sampled:** 07/03/25 15:11
Name: BA03L **Received:** 07/03/25 17:31
Matrix: Ground Water - Grab

Parameter	Result	Unit	Qualifier	Prepared	Dilution	MRL	Analyzed	Analyst	Method
Miscellaneous - Pace Analytical - Mt Juliet, Tn									
Rad 226 and 228-Subcontract	0.192 U	pCi/L			1	0.976	07/24/25 19:00	PACE	904.0 903.0

Pace Analytical Services, LLC
2231 W. Altorfer Drive
Peoria, IL 61615
(800)752-6651

ANALYTICAL RESULTS

Sample: IG00815-05 **Sampled:** 07/03/25 15:11
Name: BA03L DUP **Received:** 07/03/25 17:31
Matrix: Ground Water - Grab

Parameter	Result	Unit	Qualifier	Prepared	Dilution	MRL	Analyzed	Analyst	Method
Miscellaneous - Pace Analytical - Mt Juliet, Tn									
Rad 226 and 228-Subcontract	0.122 U	pCi/L			1	1.13	07/24/25 19:00	PACE	904.0 903.0

Sample: IG00952-01 **Sampled:** 07/07/25 12:30
Name: G51S **Received:** 07/07/25 17:30
Matrix: Ground Water - Grab

Parameter	Result	Unit	Qualifier	Prepared	Dilution	MRL	Analyzed	Analyst	Method
Miscellaneous - Pace Analytical - Mt Juliet, Tn									
Rad 226 and 228-Subcontract	0.710 J	pCi/L			1	1.12	08/09/25 17:56	PACE	904.0 903.0

Sample: IG00952-02 **Sampled:** 07/07/25 14:21
Name: G50S **Received:** 07/07/25 17:30
Matrix: Ground Water - Grab

Parameter	Result	Unit	Qualifier	Prepared	Dilution	MRL	Analyzed	Analyst	Method
Miscellaneous - Pace Analytical - Mt Juliet, Tn									
Rad 226 and 228-Subcontract	1.4	pCi/L			1	1.21	08/09/25 17:56	PACE	904.0 903.0

Sample: IG00952-03 **Sampled:** 07/07/25 15:15
Name: G54S **Received:** 07/07/25 17:30
Matrix: Ground Water - Grab

Parameter	Result	Unit	Qualifier	Prepared	Dilution	MRL	Analyzed	Analyst	Method
Miscellaneous - Pace Analytical - Mt Juliet, Tn									
Rad 226 and 228-Subcontract	0.478 J	pCi/L			1	0.927	08/09/25 17:56	PACE	904.0 903.0

Pace Analytical Services, LLC
2231 W. Altorfer Drive
Peoria, IL 61615
(800)752-6651

ANALYTICAL RESULTS

Sample: IG00952-04 **Sampled:** 07/07/25 13:30
Name: G64L **Received:** 07/07/25 17:30
Matrix: Ground Water - Grab

Parameter	Result	Unit	Qualifier	Prepared	Dilution	MRL	Analyzed	Analyst	Method
Miscellaneous - Pace Analytical - Mt Juliet, Tn									
Rad 226 and 228-Subcontract	1.08 J	pCi/L			1	1.17	08/09/25 17:56	PACE	904.0 903.0

Sample: IG00952-05 **Sampled:** 07/07/25 14:25
Name: G64S **Received:** 07/07/25 17:30
Matrix: Ground Water - Grab

Parameter	Result	Unit	Qualifier	Prepared	Dilution	MRL	Analyzed	Analyst	Method
Miscellaneous - Pace Analytical - Mt Juliet, Tn									
Rad 226 and 228-Subcontract	1.06	pCi/L			1	1.05	08/09/25 17:56	PACE	904.0 903.0

Sample: IG01282-01 **Sampled:** 07/08/25 15:52
Name: G57S **Received:** 07/08/25 16:46
Matrix: Ground Water - Grab

Parameter	Result	Unit	Qualifier	Prepared	Dilution	MRL	Analyzed	Analyst	Method
Miscellaneous - Pace Analytical - Mt Juliet, Tn									
Rad 226 and 228-Subcontract	0.634 J	pCi/L			1	0.966	08/09/25 17:55	PACE	904.0 903.0

Sample: IG01282-02 **Sampled:** 07/08/25 11:50
Name: G62L **Received:** 07/08/25 16:46
Matrix: Ground Water - Grab

Parameter	Result	Unit	Qualifier	Prepared	Dilution	MRL	Analyzed	Analyst	Method
Miscellaneous - Pace Analytical - Mt Juliet, Tn									
Rad 226 and 228-Subcontract	1.33	pCi/L			1	1.25	08/09/25 17:55	PACE	904.0 903.0

Pace Analytical Services, LLC
2231 W. Altorfer Drive
Peoria, IL 61615
(800)752-6651

ANALYTICAL RESULTS

Sample: IG01710-01 **Sampled:** 07/09/25 16:00
Name: G54L **Received:** 07/09/25 17:08
Matrix: Ground Water - Grab

Parameter	Result	Unit	Qualifier	Prepared	Dilution	MRL	Analyzed	Analyst	Method
Miscellaneous - Pace Analytical - Mt Juliet, Tn									
Rad 226 and 228-Subcontract	1.73	pCi/L			1	1.03	08/09/25 17:55	PACE	904.0 903.0

Sample: IG01710-02 **Sampled:** 07/09/25 15:41
Name: R61L **Received:** 07/09/25 17:08
Matrix: Ground Water - Grab

Parameter	Result	Unit	Qualifier	Prepared	Dilution	MRL	Analyzed	Analyst	Method
Miscellaneous - Pace Analytical - Mt Juliet, Tn									
Rad 226 and 228-Subcontract	1.05	pCi/L			1	0.96	08/09/25 17:56	PACE	904.0 903.0

Sample: IG02084-01 **Sampled:** 07/10/25 13:12
Name: BA02L **Received:** 07/10/25 17:29
Matrix: Ground Water - Grab

Parameter	Result	Unit	Qualifier	Prepared	Dilution	MRL	Analyzed	Analyst	Method
Miscellaneous - Pace Analytical - Mt Juliet, Tn									
Rad 226 and 228-Subcontract	4.25	pCi/L			1	1.31	08/15/25 20:45	PACE	904.0 903.0

Sample: IG02084-02 **Sampled:** 07/10/25 14:38
Name: BA04 **Received:** 07/10/25 17:29
Matrix: Ground Water - Grab

Parameter	Result	Unit	Qualifier	Prepared	Dilution	MRL	Analyzed	Analyst	Method
Miscellaneous - Pace Analytical - Mt Juliet, Tn									
Rad 226 and 228-Subcontract	0.940 J	pCi/L			1	0.987	08/15/25 20:45	PACE	904.0 903.0

Pace Analytical Services, LLC
2231 W. Altorfer Drive
Peoria, IL 61615
(800)752-6651

ANALYTICAL RESULTS

Sample: IG02084-03 **Sampled:** 07/10/25 16:23
Name: BA06 **Received:** 07/10/25 17:29
Matrix: Ground Water - Grab

Parameter	Result	Unit	Qualifier	Prepared	Dilution	MRL	Analyzed	Analyst	Method
Miscellaneous - Pace Analytical - Mt Juliet, Tn									
Rad 226 and 228-Subcontract	0.545 J	pCi/L			1	0.784	08/15/25 20:45	PACE	904.0 903.0

Sample: IG02084-04 **Sampled:** 07/10/25 14:37
Name: P60 **Received:** 07/10/25 17:29
Matrix: Ground Water - Grab

Parameter	Result	Unit	Qualifier	Prepared	Dilution	MRL	Analyzed	Analyst	Method
Miscellaneous - Pace Analytical - Mt Juliet, Tn									
Rad 226 and 228-Subcontract	0.446 J	pCi/L			1	0.78	08/15/25 20:45	PACE	904.0 903.0

Sample: IG02084-06 **Sampled:** 07/10/25 16:15
Name: Field Blank **Received:** 07/10/25 17:29
Matrix: Ground Water - Grab

Parameter	Result	Unit	Qualifier	Prepared	Dilution	MRL	Analyzed	Analyst	Method
Miscellaneous - Pace Analytical - Mt Juliet, Tn									
Rad 226 and 228-Subcontract	0.955	pCi/L			1	0.671	08/15/25 20:45	PACE	904.0 903.0

Sample: IG02876-01 **Sampled:** 07/15/25 15:30
Name: G02S **Received:** 07/15/25 16:30
Matrix: Ground Water - Grab

Parameter	Result	Unit	Qualifier	Prepared	Dilution	MRL	Analyzed	Analyst	Method
Miscellaneous - Pace Analytical - Mt Juliet, Tn									
Rad 226 and 228-Subcontract	0.321 U	pCi/L			1	0.933	08/05/25 00:47	PACE	904.0 903.0

Pace Analytical Services, LLC
2231 W. Altorfer Drive
Peoria, IL 61615
(800)752-6651

ANALYTICAL RESULTS

Sample: IG03238-01 **Sampled:** 07/16/25 13:00
Name: BA05 **Received:** 07/16/25 16:45
Matrix: Ground Water - Grab

Parameter	Result	Unit	Qualifier	Prepared	Dilution	MRL	Analyzed	Analyst	Method
Miscellaneous - Pace Analytical - Mt Juliet, Tn									
Rad 226 and 228-Subcontract	1.97	pCi/L			1	1.48	08/05/25 00:47	PACE	904.0 903.0

Sample: IG03238-02 **Sampled:** 07/16/25 13:20
Name: G60L **Received:** 07/16/25 16:45
Matrix: Ground Water - Grab

Parameter	Result	Unit	Qualifier	Prepared	Dilution	MRL	Analyzed	Analyst	Method
Miscellaneous - Pace Analytical - Mt Juliet, Tn									
Rad 226 and 228-Subcontract	0.880 J	pCi/L			1	1.33	08/05/25 00:47	PACE	904.0 903.0

Sample: IG03238-03 **Sampled:** 07/16/25 14:26
Name: G60S **Received:** 07/16/25 16:45
Matrix: Ground Water - Grab

Parameter	Result	Unit	Qualifier	Prepared	Dilution	MRL	Analyzed	Analyst	Method
Miscellaneous - Pace Analytical - Mt Juliet, Tn									
Rad 226 and 228-Subcontract	1.34 J	pCi/L			1	1.51	08/05/25 19:00	PACE	904.0 903.0

Sample: IG03484-01 **Sampled:** 07/17/25 11:32
Name: G61S **Received:** 07/17/25 14:01
Matrix: Ground Water - Grab

Parameter	Result	Unit	Qualifier	Prepared	Dilution	MRL	Analyzed	Analyst	Method
Miscellaneous - Pace Analytical - Mt Juliet, Tn									
Rad 226 and 228-Subcontract	1.62	pCi/L			1	1.4	08/05/25 19:00	PACE	904.0 903.0

Pace Analytical Services, LLC
2231 W. Altorfer Drive
Peoria, IL 61615
(800)752-6651

NOTES

Specifications regarding method revisions and method modifications used for analysis are available upon request. Please contact your project manager.

* Not a TNI accredited analyte

Certifications

CHI - McHenry, IL - 4314-A W. Crystal Lake Road, McHenry, IL 60050
TNI Accreditation for Drinking Water and Wastewater Fields of Testing through IL EPA Accreditation No. 100279
Illinois Department of Public Health Bacterial Analysis in Drinking Water Approved Laboratory Registry No. 17556

PIA - Peoria, IL - 2231 W. Altorfer Drive, Peoria, IL 61615
TNI Accreditation for Drinking Water, Wastewater, Solid and Hazardous Material Fields of Testing through IL EPA Accreditation No. 100230
Illinois Department of Public Health Bacterial Analysis in Drinking Water Approved Laboratory Registry No. 17553
Drinking Water Certifications/Accreditations: Iowa (240); Kansas (E-10338); Missouri (870)
Wastewater Certifications/Accreditations: Arkansas (88-0677); Iowa (240); Kansas (E-10338)
Solid and Hazardous Material Certifications/Accreditations: Arkansas (88-0677); Iowa (240); Kansas (E-10338)

SPMO - Springfield, MO - 1805 W Sunset Street, Springfield, MO 65807
USEPA DMR-QA Program

STL - Hazelwood, MO - 944 Anglum Rd, Hazelwood, MO 63042
TNI Accreditation for Wastewater, Solid and Hazardous Material Fields of Testing through KS KDHE Certification No. E-10389
TNI Accreditation for Wastewater, Solid and Hazardous Material Fields of Testing through IL EPA Accreditation No. - 200080
Illinois Department of Public Health Bacterial Analysis in Drinking Water Approved Laboratory, Registry No. 171050
Missouri Department of Natural Resources - Certificate of Approval for Microbiological Laboratory Service - No. 1050

Certified by: Diane Billings, Project Manager

[redacted]

ANALYTICAL REPORT

July 28, 2025

1 Cp
2 Tc
3 Ss
4 Cn
5 Sr
6 Qc
7 Gl
8 Al
9 Sc

Pace IR - Peoria, IL

Sample Delivery Group:	L1876362
Samples Received:	07/08/2025
Project Number:	IG00815
Description:	
Site:	01
Report To:	Diane Billings 2231 W. Altorfer Drive Peoria, IL 61615

Entire Report Reviewed By:

Ashley N Pullium
Project Manager

Results relate only to the items tested or calibrated and are reported as rounded values. This test report shall not be reproduced, except in full, without written approval of the laboratory. Where applicable, sampling conducted by Pace Analytical National is performed per guidance provided in laboratory standard operating procedures ENV-SOP-MTJL-0067 and ENV-SOP-MTJL-0068. Where sampling conducted by the customer, results relate to the accuracy of the information provided, and as the samples are received.

Pace Analytical National
12065 Lebanon Rd Mount Juliet, TN 37122 615-758-5858 800-767-5859 mydata.pacelabs.com

TABLE OF CONTENTS

SAMPLE SUMMARY

IG00815-01 L1876362-01

Collected by	Collected date/time	Received date/time
	07/03/25 11:14	07/08/25 09:00

Method	Batch	Dilution	Preparation date/time	Analysis date/time	Analyst	Location
Radiochemistry by Method 904/9320	WG2561908	1	07/22/25 06:13	07/24/25 15:27	DDD	Mt. Juliet, TN
Radiochemistry by Method Calculation	WG2564751	1	07/23/25 11:39	07/24/25 20:24	ZRG	Mt. Juliet, TN
Radiochemistry by Method SM7500Ra B M	WG2564751	1	07/23/25 11:39	07/24/25 20:24	ZRG	Mt. Juliet, TN

IG00815-02 L1876362-02

Collected by	Collected date/time	Received date/time
	07/03/25 12:54	07/08/25 09:00

Method	Batch	Dilution	Preparation date/time	Analysis date/time	Analyst	Location
Radiochemistry by Method 904/9320	WG2561908	1	07/22/25 06:13	07/24/25 15:27	DDD	Mt. Juliet, TN
Radiochemistry by Method Calculation	WG2564743	1	07/23/25 09:20	07/24/25 19:00	RGT	Mt. Juliet, TN
Radiochemistry by Method SM7500Ra B M	WG2564743	1	07/23/25 09:20	07/24/25 19:00	RGT	Mt. Juliet, TN

IG00815-03 L1876362-03

Collected by	Collected date/time	Received date/time
	07/03/25 16:16	07/08/25 09:00

Method	Batch	Dilution	Preparation date/time	Analysis date/time	Analyst	Location
Radiochemistry by Method 904/9320	WG2561908	1	07/22/25 06:13	07/24/25 15:27	DDD	Mt. Juliet, TN
Radiochemistry by Method Calculation	WG2564743	1	07/23/25 09:20	07/24/25 19:00	RGT	Mt. Juliet, TN
Radiochemistry by Method SM7500Ra B M	WG2564743	1	07/23/25 09:20	07/24/25 19:00	RGT	Mt. Juliet, TN

IG00815-04 L1876362-04

Collected by	Collected date/time	Received date/time
	07/03/25 15:11	07/08/25 09:00

Method	Batch	Dilution	Preparation date/time	Analysis date/time	Analyst	Location
Radiochemistry by Method 904/9320	WG2561908	1	07/22/25 06:13	07/24/25 15:27	DDD	Mt. Juliet, TN
Radiochemistry by Method Calculation	WG2564743	1	07/23/25 09:20	07/24/25 19:00	RGT	Mt. Juliet, TN
Radiochemistry by Method SM7500Ra B M	WG2564743	1	07/23/25 09:20	07/24/25 19:00	RGT	Mt. Juliet, TN

IG00815-05 L1876362-05

Collected by	Collected date/time	Received date/time
	07/03/25 15:11	07/08/25 09:00

Method	Batch	Dilution	Preparation date/time	Analysis date/time	Analyst	Location
Radiochemistry by Method 904/9320	WG2561908	1	07/22/25 06:13	07/24/25 15:27	DDD	Mt. Juliet, TN
Radiochemistry by Method Calculation	WG2564743	1	07/23/25 09:20	07/24/25 19:00	RGT	Mt. Juliet, TN
Radiochemistry by Method SM7500Ra B M	WG2564743	1	07/23/25 09:20	07/24/25 19:00	RGT	Mt. Juliet, TN

CASE NARRATIVE

All sample aliquots were received at the correct temperature, in the proper containers, with the appropriate preservatives, and within method specified holding times, unless qualified or notated within the report. Where applicable, all MDL (LOD) and RDL (LOQ) values reported for environmental samples have been corrected for the dilution factor used in the analysis. All radiochemical sample results for solids are reported on a dry weight basis with the exception of tritium, carbon-14 and radon, unless wet weight was requested by the client. All Method and Batch Quality Control are within established criteria except where addressed in this case narrative, a non-conformance form or properly qualified within the sample results. By my digital signature below, I affirm to the best of my knowledge, all problems/anomalies observed by the laboratory as having the potential to affect the quality of the data have been identified by the laboratory, and no information or data have been knowingly withheld that would affect the quality of the data.

Ashley N Pullium
Project Manager

Radiochemistry by Method 904/9320

Analyte	Result pCi/l	Qualifier	2 sigma CE + / -	TPU + / -	MDA pCi/l	Lc pCi/l	Analysis Date date / time	Batch
RADIUM-228	2.69		0.896	0.971	1.36	0.417	07/24/2025 15:27	WG2561908
(T) Barium	*114*					*30.0-143*	*07/24/2025 15:27*	WG2561908
(T) Yttrium	*78.8*					*30.0-136*	*07/24/2025 15:27*	WG2561908

Radiochemistry by Method Calculation

Analyte	Result pCi/l	Qualifier	Uncertainty + / -	MDA pCi/l	Analysis Date date / time	Batch
Combined Radium	2.79		0.908	1.38	07/24/2025 20:24	WG2564751

Radiochemistry by Method SM7500Ra B M

Analyte	Result pCi/l	Qualifier	2 sigma CE + / -	TPU + / -	MDA pCi/l	Lc pCi/l	Analysis Date date / time	Batch
RADIUM-226	0.102	J	0.149	0.212	0.224	0.0614	07/24/2025 20:24	WG2564751
(T) Barium-133	*102*					*30.0-143*	*07/24/2025 20:24*	WG2564751

IG00815-02 SAMPLE RESULTS - 02

Collected date/time: 07/03/25 12:54 L1876362

Radiochemistry by Method 904/9320

Analyte	Result pCi/l	Qualifier	2 sigma CE + / -	TPU + / -	MDA pCi/l	Lc pCi/l	Analysis Date date / time	Batch
RADIUM-228	-0.402	U	0.686	0.716	1.24	0.381	07/24/2025 15:27	WG2561908
(T) Barium	*114*					*30.0-143*	*07/24/2025 15:27*	WG2561908
(T) Yttrium	*83.9*					*30.0-136*	*07/24/2025 15:27*	WG2561908

Radiochemistry by Method Calculation

Analyte	Result pCi/l	Qualifier	Uncertainty + / -	MDA pCi/l	Analysis Date date / time	Batch
Combined Radium	1.61		0.836	1.27	07/24/2025 19:00	WG2564743

Radiochemistry by Method SM7500Ra B M

Analyte	Result pCi/l	Qualifier	2 sigma CE + / -	TPU + / -	MDA pCi/l	Lc pCi/l	Analysis Date date / time	Batch
RADIUM-226	1.61		0.478	0.719	0.276	0.0873	07/24/2025 19:00	WG2564743
(T) Barium-133	*116*					*30.0-143*	*07/24/2025 19:00*	WG2564743

IG00815-03 SAMPLE RESULTS - 03

Collected date/time: 07/03/25 16:16 L1876362

Radiochemistry by Method 904/9320

Analyte	Result pCi/l	Qualifier	2 sigma CE + / -	TPU + / -	MDA pCi/l	Lc pCi/l	Analysis Date date / time	Batch
RADIUM-228	-0.0257	U	0.556	0.563	0.991	0.300	07/24/2025 15:27	WG2561908
(T) Barium	*118*					*30.0-143*	*07/24/2025 15:27*	WG2561908
(T) Yttrium	*86.8*					*30.0-136*	*07/24/2025 15:27*	WG2561908

Radiochemistry by Method Calculation

Analyte	Result pCi/l	Qualifier	Uncertainty + / -	MDA pCi/l	Analysis Date date / time	Batch
Combined Radium	0.107	U	0.594	1.04	07/24/2025 19:00	WG2564743

Radiochemistry by Method SM7500Ra B M

Analyte	Result pCi/l	Qualifier	2 sigma CE + / -	TPU + / -	MDA pCi/l	Lc pCi/l	Analysis Date date / time	Batch
RADIUM-226	0.107	U	0.210	0.274	0.330	0.112	07/24/2025 19:00	WG2564743
(T) Barium-133	*99.6*					*30.0-143*	*07/24/2025 19:00*	WG2564743

IG00815-04 SAMPLE RESULTS - 04

Collected date/time: 07/03/25 15:11 L1876362

Radiochemistry by Method 904/9320

Analyte	Result pCi/l	Qualifier	2 sigma CE + / -	TPU + / -	MDA pCi/l	Lc pCi/l	Analysis Date date / time	Batch
RADIUM-228	0.0281	U	0.540	0.547	0.956	0.290	07/24/2025 15:27	WG2561908
(T) Barium	*111*					*30.0-143*	*07/24/2025 15:27*	WG2561908
(T) Yttrium	*85.6*					*30.0-136*	*07/24/2025 15:27*	WG2561908

Radiochemistry by Method Calculation

Analyte	Result pCi/l	Qualifier	Uncertainty + / -	MDA pCi/l	Analysis Date date / time	Batch
Combined Radium	0.192	U	0.563	0.976	07/24/2025 19:00	WG2564743

Radiochemistry by Method SM7500Ra B M

Analyte	Result pCi/l	Qualifier	2 sigma CE + / -	TPU + / -	MDA pCi/l	Lc pCi/l	Analysis Date date / time	Batch
RADIUM-226	0.164	J	0.161	0.236	0.196	0.0508	07/24/2025 19:00	WG2564743
(T) Barium-133	*108*					*30.0-143*	*07/24/2025 19:00*	WG2564743

SAMPLE RESULTS - 05

IG00815-05
Collected date/time: 07/03/25 15:11
L1876362

Radiochemistry by Method 904/9320

Analyte	Result pCi/l	Qualifier	2 sigma CE + / -	TPU + / -	MDA pCi/l	Lc pCi/l	Analysis Date date / time	Batch
RADIUM-228	-0.0288	U	0.616	0.624	1.10	0.333	07/24/2025 15:27	WG2561908
(T) Barium	*102*					*30.0-143*	*07/24/2025 15:27*	WG2561908
(T) Yttrium	*76.2*					*30.0-136*	*07/24/2025 15:27*	WG2561908

Radiochemistry by Method Calculation

Analyte	Result pCi/l	Qualifier	Uncertainty + / -	MDA pCi/l	Analysis Date date / time	Batch
Combined Radium	0.122	U	0.637	1.13	07/24/2025 19:00	WG2564743

Radiochemistry by Method SM7500Ra B M

Analyte	Result pCi/l	Qualifier	2 sigma CE + / -	TPU + / -	MDA pCi/l	Lc pCi/l	Analysis Date date / time	Batch
RADIUM-226	0.122	J	0.164	0.231	0.238	0.0617	07/24/2025 19:00	WG2564743
(T) Barium-133	*97.9*					*30.0-143*	*07/24/2025 19:00*	WG2564743

QUALITY CONTROL SUMMARY

L1876362-01,02,03,04,05

Radiochemistry by Method 904/9320

Method Blank (MB)

(MB) R4249996-1 07/24/25 15:27

Analyte	MB Result pCi/l	MB Qualifier	MB 2 sigma CE + / -	MB MDA pCi/l	MB Lc pCi/l
Radium-228	-0.0742	U	0.382	0.404	0.208
(T) Barium	*93.7*		*93.7*		
(T) Yttrium	*92.4*		*92.4*		

L1876362-01 Original Sample (OS) • Duplicate (DUP)

(OS) L1876362-01 07/24/25 15:27 • (DUP) R4249996-5 07/24/25 15:27

Analyte	Original Result pCi/l	Original 2 sigma CE + / -	Original MDA pCi/l	Original Lc pCi/l	DUP Result pCi/l	DUP 2 sigma CE + / -	DUP MDA pCi/l	DUP Lc pCi/l	DUP RPD %	DUP RER	DUP Qualifier	DUP RPD Limits %	DUP RER Limit
Radium-228	2.69	0.896	1.36	0.417	0.473	0.749	0.757	0.392	140	1.89	J	20	3
(T) Barium	*114*				*104*	*104*							
(T) Yttrium	*78.8*				*83.1*	*83.1*							

Laboratory Control Sample (LCS)

(LCS) R4249996-2 07/24/25 15:27

Analyte	Spike Amount pCi/l	LCS Result pCi/l	LCS Rec. %	Rec. Limits %	LCS Qualifier
Radium-228	5.00	5.40	108	80.0-120	
(T) Barium			*102*		
(T) Yttrium			*92.0*		

L1879380-16 Original Sample (OS) • Matrix Spike (MS) • Matrix Spike Duplicate (MSD)

(OS) L1879380-16 07/24/25 15:27 • (MS) R4249996-3 07/24/25 15:27 • (MSD) R4249996-4 07/24/25 15:27

Analyte	Spike Amount pCi/l	Original Result pCi/l	MS Result pCi/l	MSD Result pCi/l	MS Rec. %	MSD Rec. %	Dilution	Rec. Limits %	MS Qualifier	MSD Qualifier	RPD %	MS RER	RPD Limits %
Radium-228	10.0	1.50	8.93	8.60	74.3	71.0	1	70.0-130			3.77		20
(T) Barium		*94.1*			*68.4*	*72.9*							
(T) Yttrium		*83.9*			*92.7*	*95.5*							

QUALITY CONTROL SUMMARY

L1876362-02,03,04,05

Radiochemistry by Method SM7500Ra B M

Method Blank (MB)

(MB) R4250012-1 07/24/25 19:00

Analyte	MB Result pCi/l	MB Qualifier	MB 2 sigma CE + / -	MB MDA pCi/l	MB Lc pCi/l
Radium-226	-0.0242	U	0.0318	0.0748	0.0271
(T) Barium-133	*99.4*		*99.4*		

L1876362-05 Original Sample (OS) • Duplicate (DUP)

(OS) L1876362-05 07/24/25 19:00 • (DUP) R4250012-5 07/24/25 19:00

Analyte	Original Result pCi/l	Original 2 sigma CE + / -	Original MDA pCi/l	Original Lc pCi/l	DUP Result pCi/l	DUP 2 sigma CE + / -	DUP MDA pCi/l	DUP Lc pCi/l	DUP RPD %	DUP RER	DUP Qualifier	DUP RPD Limits %	DUP RER Limit
Radium-226	0.122	0.164	0.238	0.0617	0.0812	0.142	0.227	0.0668	40.2	0.189	U	20	3
(T) Barium-133	*97.9*				*94.3*	*94.3*							

Laboratory Control Sample (LCS)

(LCS) R4250012-2 07/24/25 19:00

Analyte	Spike Amount pCi/l	LCS Result pCi/l	LCS Rec. %	Rec. Limits %	LCS Qualifier
Radium-226	5.00	4.88	97.6	80.0-120	
(T) Barium-133			*93.0*		

L1879380-21 Original Sample (OS) • Matrix Spike (MS) • Matrix Spike Duplicate (MSD)

(OS) L1879380-21 07/24/25 19:00 • (MS) R4250012-3 07/24/25 19:00 • (MSD) R4250012-4 07/24/25 19:00

Analyte	Spike Amount pCi/l	Original Result pCi/l	MS Result pCi/l	MSD Result pCi/l	MS Rec. %	MSD Rec. %	Dilution	Rec. Limits %	MS Qualifier	MSD Qualifier	RPD %	MS RER	RPD Limits %
Radium-226	20.0	0.186	19.6	19.3	97.0	95.4	1	75.0-125			1.70		20
(T) Barium-133		*110*			*110*	*109*							

QUALITY CONTROL SUMMARY

L1876362-01

Radiochemistry by Method SM7500Ra B M

Method Blank (MB)

(MB) R4250271-1 07/24/25 19:01

Analyte	MB Result pCi/l	MB Qualifier	MB 2 sigma CE + / -	MB MDA pCi/l	MB Lc pCi/l
Radium-226	-0.0117	U	0.0340	0.0810	0.0260
(T) Barium-133	*108*		*108*		

L1879380-22 Original Sample (OS) • Duplicate (DUP)

(OS) L1879380-22 07/24/25 20:24 • (DUP) R4250271-5 07/24/25 19:01

Analyte	Original Result pCi/l	Original 2 sigma CE + / -	Original MDA pCi/l	Original Lc pCi/l	DUP Result pCi/l	DUP 2 sigma CE + / -	DUP MDA pCi/l	DUP Lc pCi/l	DUP RPD %	DUP RER	DUP Qualifier	DUP RPD Limits %	DUP RER Limit
Radium-226	0.227	0.183	0.196	0.0509	0.698	0.345	0.253	0.0656	102	1.21		20	3
(T) Barium-133	*109*				*101*	*101*							

Laboratory Control Sample (LCS)

(LCS) R4250271-2 07/24/25 19:01

Analyte	Spike Amount pCi/l	LCS Result pCi/l	LCS Rec. %	Rec. Limits %	LCS Qualifier
Radium-226	5.00	5.59	112	80.0-120	
(T) Barium-133			*102*		

L1879383-35 Original Sample (OS) • Matrix Spike (MS) • Matrix Spike Duplicate (MSD)

(OS) L1879383-35 07/24/25 20:24 • (MS) R4250271-3 07/24/25 19:01 • (MSD) R4250271-4 07/24/25 19:01

Analyte	Spike Amount pCi/l	Original Result pCi/l	MS Result pCi/l	MSD Result pCi/l	MS Rec. %	MSD Rec. %	Dilution	Rec. Limits %	MS Qualifier	MSD Qualifier	RPD %	MS RER	RPD Limits %
Radium-226	20.0	0.135	19.7	19.0	97.8	94.4	1	75.0-125			3.46		20
(T) Barium-133		*103*			*99.9*	*99.3*							

GLOSSARY OF TERMS

Guide to Reading and Understanding Your Laboratory Report

The information below is designed to better explain the various terms used in your report of analytical results from the Laboratory. This is not intended as a comprehensive explanation, and if you have additional questions please contact your project representative.

Results Disclaimer - Information that may be provided by the customer, and contained within this report, include Permit Limits, Project Name, Sample ID, Sample Matrix, Sample Preservation, Field Blanks, Field Spikes, Field Duplicates, On-Site Data, Sampling Collection Dates/Times, and Sampling Location. Results relate to the accuracy of this information provided, and as the samples are received.

Abbreviations and Definitions

MDA	Minimum Detectable Activity.
Rec.	Recovery.
RER	Replicate Error Ratio.
TPU	Total Propagated Uncertainty reported at 2 sigma (counting error plus all measurable variables).
Lc	Decision Level or Critical Level. DOE required Detection limit at a 68% confidence level.
RPD	Relative Percent Difference.
SDG	Sample Delivery Group.
(T)	Tracer - A radioisotope of known concentration added to a solution of chemically equivalent radioisotopes at a known concentration to assist in monitoring the yield of the chemical separation.
Analyte	The name of the particular compound or analysis performed. Some Analyses and Methods will have multiple analytes reported.
Dilution	If the sample matrix contains an interfering material, the sample preparation volume or weight values differ from the standard, or if concentrations of analytes in the sample are higher than the highest limit of concentration that the laboratory can accurately report, the sample may be diluted for analysis. If a value different than 1 is used in this field, the result reported has already been corrected for this factor.
Limits	These are the target % recovery ranges or % difference value that the laboratory has historically determined as normal for the method and analyte being reported. Successful QC Sample analysis will target all analytes recovered or duplicated within these ranges.
Original Sample	The non-spiked sample in the prep batch used to determine the Relative Percent Difference (RPD) from a quality control sample. The Original Sample may not be included within the reported SDG.
Qualifier	This column provides a letter and/or number designation that corresponds to additional information concerning the result reported. If a Qualifier is present, a definition per Qualifier is provided within the Glossary and Definitions page and potentially a discussion of possible implications of the Qualifier in the Case Narrative if applicable.
Result	The actual analytical final result (corrected for any sample specific characteristics) reported for your sample. If there was no measurable result returned for a specific analyte, the result in this column may state “ND” (Not Detected) or “BDL” (Below Detectable Levels). The information in the results column should always be accompanied by either an MDL (Method Detection Limit) or RDL (Reporting Detection Limit) that defines the lowest value that the laboratory could detect or report for this analyte.
Uncertainty (Radiochemistry)	Confidence level of 2 sigma.
U (Radiochemistry)	Result + Error < MDA.
J (Radiochemistry)	Result < MDA; Result + Error > MDA.
Case Narrative (Cn)	A brief discussion about the included sample results, including a discussion of any non-conformances to protocol observed either at sample receipt by the laboratory from the field or during the analytical process. If present, there will be a section in the Case Narrative to discuss the meaning of any data qualifiers used in the report.
Quality Control Summary (Qc)	This section of the report includes the results of the laboratory quality control analyses required by procedure or analytical methods to assist in evaluating the validity of the results reported for your samples. These analyses are not being performed on your samples typically, but on laboratory generated material.
Sample Chain of Custody (Sc)	This is the document created in the field when your samples were initially collected. This is used to verify the time and date of collection, the person collecting the samples, and the analyses that the laboratory is requested to perform. This chain of custody also documents all persons (excluding commercial shippers) that have had control or possession of the samples from the time of collection until delivery to the laboratory for analysis.
Sample Results (Sr)	This section of your report will provide the results of all testing performed on your samples. These results are provided by sample ID and are separated by the analyses performed on each sample. The header line of each analysis section for each sample will provide the name and method number for the analysis reported.
Sample Summary (Ss)	This section of the Analytical Report defines the specific analyses performed for each sample ID, including the dates and times of preparation and/or analysis.

Qualifier	Description
J	The identification of the analyte is acceptable; the reported value is an estimate.
U	Below Detectable Limits: Indicates that the analyte was not detected.

ACCREDITATIONS & LOCATIONS

Pace Analytical National 12065 Lebanon Rd Mount Juliet, TN 37122

Alabama	40660	Nebraska	NE-OS-15-05
Alaska	17-026	Nevada	TN000032021-1
Arizona	AZ0612	New Hampshire	2975
Arkansas	88-0469	New Jersey–NELAP	TN002
California	2932	New Mexico [1]	TN00003
Colorado	TN00003	New York	11742
Connecticut	PH-0197	North Carolina	Env375
Florida	E87487	North Carolina [1]	DW21704
Georgia	NELAP	North Carolina [3]	41
Georgia [1]	923	North Dakota	R-140
Idaho	TN00003	Ohio–VAP	CL0069
Illinois	200008	Oklahoma	9915
Indiana	C-TN-01	Oregon	TN200002
Iowa	364	Pennsylvania	68-02979
Kansas	E-10277	Rhode Island	LAO000356
Kentucky [1 6]	KY90010	South Carolina	84004002
Kentucky [2]	16	South Dakota	n/a
Louisiana	AI30792	Tennessee [1 4]	2006
Louisiana	LA018	Texas	T104704245-20-18
Maine	TN00003	Texas [5]	LAB0152
Maryland	324	Utah	TN000032021-11
Massachusetts	M-TN003	Vermont	VT2006
Michigan	9958	Virginia	110033
Minnesota	047-999-395	Washington	C847
Mississippi	TN00003	West Virginia	233
Missouri	340	Wisconsin	998093910
Montana	CERT0086	Wyoming	A2LA
A2LA – ISO 17025	1461.01	AIHA-LAP,LLC EMLAP	100789
A2LA – ISO 17025 [5]	1461.02	DOD	1461.01
Canada	1461.01	USDA	P330-15-00234
EPA–Crypto	TN00003		

[1] Drinking Water [2] Underground Storage Tanks [3] Aquatic Toxicity [4] Chemical/Microbiological [5] Mold [6] Wastewater n/a Accreditation not applicable

* Not all certifications held by the laboratory are applicable to the results reported in the attached report.

* Accreditation is only applicable to the test methods specified on each scope of accreditation held by Pace Analytical.

SUBCONTRACT ORDER
Transfer Chain of Custody

B234

Pace Analytical Services, LLC

IG00815

L1876362

SENDING LABORATORY

PDC Laboratories, Inc.
2231 W Altorfer Dr
Peoria, IL 61615
(800) 752-6651

RECEIVING LABORATORY

AMB

Sample Receipt Checklist

COC Seal Present/Intact: ✓Y__N__NP If Applicable
COC Signed/Accurate: ✓Y__N VOA Zero Headspace: __Y__N
Bottles arrive intact: ✓Y__N Pres. Correct/Check: ✓Y__N
Correct bottles used: ✓Y__N
Sufficient volume sent: ✓Y__N Condition: __NCF ✓OK
RA Screen <0.5 mR/hr: ✓Y__N STOTAL

Sample: IG00815-01
Name: BA01

Sampled: 07/03/25 11:14
Matrix: Ground Water
Preservative: HNO3, pH <2

-01

Analysis	Due	Expires	Comments
01-Radium 226/228 combined	07/17/25 16:00	12/30/25 11:14	

Sample: IG00815-02
Name: BA02

Sampled: 07/03/25 12:54
Matrix: Ground Water
Preservative: HNO3, pH <2

-02

Analysis	Due	Expires	Comments
01-Radium 226/228 combined	07/17/25 16:00	12/30/25 12:54	

Sample: IG00815-03
Name: BA03

Sampled: 07/03/25 16:16
Matrix: Ground Water
Preservative: HNO3, pH <2

-03

Analysis	Due	Expires	Comments
01-Radium 226/228 combined	07/17/25 16:00	12/30/25 16:16	

Sample: IG00815-04
Name: BA03L

Sampled: 07/03/25 15:11
Matrix: Ground Water
Preservative: HNO3, pH <2

-04

Analysis	Due	Expires	Comments
01-Radium 226/228 combined	07/17/25 16:00	12/30/25 15:11	

Sample: IG00815-05
Name: BA03L DUP

Sampled: 07/03/25 15:11
Matrix: Ground Water
Preservative: HNO3, pH <2

-05

Analysis	Due	Expires	Comments
01-Radium 226/228 combined	07/17/25 16:00	12/30/25 15:11	

SUBCONTRACT ORDER
Transfer Chain of Custody

Pace Analytical Services, LLC

IG00815

L18763362

Please email results to Diane Billings at diane.billings@pacelabs.com

Date Shipped: 7/7/25 Total # of Containers: 5 Sample Origin (State): IL PO #: _____

Turn-Around Time Requested ☐ NORMAL ☐ RUSH Date Results Needed: _____

Relinquished By	Date/Time	Received By	Date/Time
[signature]	7/7/25 1045		
		Christopher L. Gallin	7/8/25 0900

Sample Temperature Upon Receipt	____ °C
Sample(s) Received on Ice	Y or N
Proper Bottles Received in Good Condition	Y or N
Bottles Filled with Adequate Volume	Y or N
Samples Received Within Hold Time	Y or N
Date/Time Taken From Sample Bottle	Y or N

ANALYTICAL REPORT

August 11, 2025

1 Cp
2 Tc
3 Ss
4 Cn
5 Sr
6 Qc
7 Gl
8 Al
9 Sc

Pace IR - Peoria, IL

Sample Delivery Group:	L1877877
Samples Received:	07/11/2025
Project Number:	IG00952
Description:	
Report To:	Diane Billings 2231 W. Altorfer Drive Peoria, IL 61615

Entire Report Reviewed By:

Ashley N Pullium
Project Manager

Results relate only to the items tested or calibrated and are reported as rounded values. This test report shall not be reproduced, except in full, without written approval of the laboratory. Where applicable, sampling conducted by Pace Analytical National is performed per guidance provided in laboratory standard operating procedures ENV-SOP-MTJL-0067 and ENV-SOP-MTJL-0068. Where sampling conducted by the customer, results relate to the accuracy of the information provided, and as the samples are received.

Pace Analytical National
12065 Lebanon Rd Mount Juliet, TN 37122 615-758-5858 800-767-5859 mydata.pacelabs.com

TABLE OF CONTENTS

SAMPLE SUMMARY

IG00952-01 L1877877-01

Collected by | Collected date/time 07/07/25 12:30 | Received date/time 07/11/25 09:00

Method	Batch	Dilution	Preparation date/time	Analysis date/time	Analyst	Location
Radiochemistry by Method 904/9320	WG2570330	1	07/31/25 15:01	08/07/25 23:58	DDD	Mt. Juliet, TN
Radiochemistry by Method Calculation	WG2575000	1	08/08/25 15:00	08/09/25 17:56	ZRG	Mt. Juliet, TN
Radiochemistry by Method SM7500Ra B M	WG2575000	1	08/08/25 15:00	08/09/25 17:56	ZRG	Mt. Juliet, TN

IG00952-02 L1877877-02

Collected by | Collected date/time 07/07/25 14:21 | Received date/time 07/11/25 09:00

Method	Batch	Dilution	Preparation date/time	Analysis date/time	Analyst	Location
Radiochemistry by Method 904/9320	WG2570330	1	07/31/25 15:01	08/07/25 23:58	DDD	Mt. Juliet, TN
Radiochemistry by Method Calculation	WG2575000	1	08/08/25 15:00	08/09/25 17:56	ZRG	Mt. Juliet, TN
Radiochemistry by Method SM7500Ra B M	WG2575000	1	08/08/25 15:00	08/09/25 17:56	ZRG	Mt. Juliet, TN

IG00952-03 L1877877-03

Collected by | Collected date/time 07/07/25 15:15 | Received date/time 07/11/25 09:00

Method	Batch	Dilution	Preparation date/time	Analysis date/time	Analyst	Location
Radiochemistry by Method 904/9320	WG2570330	1	07/31/25 15:01	08/07/25 23:58	DDD	Mt. Juliet, TN
Radiochemistry by Method Calculation	WG2575000	1	08/08/25 15:00	08/09/25 17:56	ZRG	Mt. Juliet, TN
Radiochemistry by Method SM7500Ra B M	WG2575000	1	08/08/25 15:00	08/09/25 17:56	ZRG	Mt. Juliet, TN

IG00952-04 L1877877-04

Collected by | Collected date/time 07/07/25 13:30 | Received date/time 07/11/25 09:00

Method	Batch	Dilution	Preparation date/time	Analysis date/time	Analyst	Location
Radiochemistry by Method 904/9320	WG2570330	1	07/31/25 15:01	08/07/25 23:58	DDD	Mt. Juliet, TN
Radiochemistry by Method Calculation	WG2575000	1	08/08/25 15:00	08/09/25 17:56	ZRG	Mt. Juliet, TN
Radiochemistry by Method SM7500Ra B M	WG2575000	1	08/08/25 15:00	08/09/25 17:56	ZRG	Mt. Juliet, TN

IG00952-05 L1877877-05

Collected by | Collected date/time 07/07/25 14:25 | Received date/time 07/11/25 09:00

Method	Batch	Dilution	Preparation date/time	Analysis date/time	Analyst	Location
Radiochemistry by Method 904/9320	WG2570330	1	07/31/25 15:01	08/07/25 23:58	DDD	Mt. Juliet, TN
Radiochemistry by Method Calculation	WG2575000	1	08/08/25 15:00	08/09/25 17:56	ZRG	Mt. Juliet, TN
Radiochemistry by Method SM7500Ra B M	WG2575000	1	08/08/25 15:00	08/09/25 17:56	ZRG	Mt. Juliet, TN

CASE NARRATIVE

All sample aliquots were received at the correct temperature, in the proper containers, with the appropriate preservatives, and within method specified holding times, unless qualified or notated within the report. Where applicable, all MDL (LOD) and RDL (LOQ) values reported for environmental samples have been corrected for the dilution factor used in the analysis. All radiochemical sample results for solids are reported on a dry weight basis with the exception of tritium, carbon-14 and radon, unless wet weight was requested by the client. All Method and Batch Quality Control are within established criteria except where addressed in this case narrative, a non-conformance form or properly qualified within the sample results. By my digital signature below, I affirm to the best of my knowledge, all problems/anomalies observed by the laboratory as having the potential to affect the quality of the data have been identified by the laboratory, and no information or data have been knowingly withheld that would affect the quality of the data.

Ashley N Pullium
Project Manager

IG00952-01 SAMPLE RESULTS - 01

Collected date/time: 07/07/25 12:30 L1877877

Radiochemistry by Method 904/9320

Analyte	Result pCi/l	Qualifier	2 sigma CE + / -	TPU + / -	MDA pCi/l	Lc pCi/l	Analysis Date date / time	Batch
RADIUM-228	0.646	J	0.655	0.693	1.09	0.381	08/07/2025 23:58	WG2570330
(T) Barium	*98.4*					*30.0-143*	*08/07/2025 23:58*	WG2570330
(T) Yttrium	*79.4*					*30.0-136*	*08/07/2025 23:58*	WG2570330

Radiochemistry by Method Calculation

Analyte	Result pCi/l	Qualifier	Uncertainty + / -	MDA pCi/l	Analysis Date date / time	Batch
Combined Radium	0.710	J	0.670	1.12	08/09/2025 17:56	WG2575000

Radiochemistry by Method SM7500Ra B M

Analyte	Result pCi/l	Qualifier	2 sigma CE + / -	TPU + / -	MDA pCi/l	Lc pCi/l	Analysis Date date / time	Batch
RADIUM-226	0.0640	U	0.143	0.218	0.247	0.0704	08/09/2025 17:56	WG2575000
(T) Barium-133	*103*					*30.0-143*	*08/09/2025 17:56*	WG2575000

IG00952-02 SAMPLE RESULTS - 02

Collected date/time: 07/07/25 14:21 L1877877

Radiochemistry by Method 904/9320

Analyte	Result pCi/l	Qualifier	2 sigma CE + / -	TPU + / -	MDA pCi/l	Lc pCi/l	Analysis Date date / time	Batch
RADIUM-228	1.04	J	0.700	0.749	1.14	0.401	08/07/2025 23:58	WG2570330
(T) Barium	*88.0*					*30.0-143*	*08/07/2025 23:58*	WG2570330
(T) Yttrium	*105*					*30.0-136*	*08/07/2025 23:58*	WG2570330

Radiochemistry by Method Calculation

Analyte	Result pCi/l	Qualifier	Uncertainty + / -	MDA pCi/l	Analysis Date date / time	Batch
Combined Radium	1.40		0.769	1.21	08/09/2025 17:56	WG2575000

Radiochemistry by Method SM7500Ra B M

Analyte	Result pCi/l	Qualifier	2 sigma CE + / -	TPU + / -	MDA pCi/l	Lc pCi/l	Analysis Date date / time	Batch
RADIUM-226	0.355	J	0.318	0.490	0.398	0.138	08/09/2025 17:56	WG2575000
(T) Barium-133	*90.0*					*30.0-143*	*08/09/2025 17:56*	WG2575000

SAMPLE RESULTS - 03

IG00952-03 Collected date/time: 07/07/25 15:15 L1877877

Radiochemistry by Method 904/9320

Analyte	Result pCi/l	Qualifier	2 sigma CE + / -	TPU + / -	MDA pCi/l	Lc pCi/l	Analysis Date date / time	Batch
RADIUM-228	0.172	U	0.515	0.535	0.892	0.311	08/07/2025 23:58	WG2570330
(T) Barium	*114*					*30.0-143*	*08/07/2025 23:58*	WG2570330
(T) Yttrium	*110*					*30.0-136*	*08/07/2025 23:58*	WG2570330

Radiochemistry by Method Calculation

Analyte	Result pCi/l	Qualifier	Uncertainty + / -	MDA pCi/l	Analysis Date date / time	Batch
Combined Radium	0.478	J	0.567	0.927	08/09/2025 17:56	WG2575000

Radiochemistry by Method SM7500Ra B M

Analyte	Result pCi/l	Qualifier	2 sigma CE + / -	TPU + / -	MDA pCi/l	Lc pCi/l	Analysis Date date / time	Batch
RADIUM-226	0.307		0.238	0.398	0.253	0.0693	08/09/2025 17:56	WG2575000
(T) Barium-133	*88.6*					*30.0-143*	*08/09/2025 17:56*	WG2575000

SAMPLE RESULTS - 04

IG00952-04 Collected date/time: 07/07/25 13:30 L1877877

Radiochemistry by Method 904/9320

Analyte	Result pCi/l	Qualifier	2 sigma CE + / -	TPU + / -	MDA pCi/l	Lc pCi/l	Analysis Date date / time	Batch
RADIUM-228	0.880	J	0.699	0.743	1.15	0.404	08/07/2025 23:58	WG2570330
(T) Barium	*82.5*					*30.0-143*	*08/07/2025 23:58*	WG2570330
(T) Yttrium	*116*					*30.0-136*	*08/07/2025 23:58*	WG2570330

Radiochemistry by Method Calculation

Analyte	Result pCi/l	Qualifier	Uncertainty + / -	MDA pCi/l	Analysis Date date / time	Batch
Combined Radium	1.08	J	0.725	1.17	08/09/2025 17:56	WG2575000

Radiochemistry by Method SM7500Ra B M

Analyte	Result pCi/l	Qualifier	2 sigma CE + / -	TPU + / -	MDA pCi/l	Lc pCi/l	Analysis Date date / time	Batch
RADIUM-226	0.197	J	0.193	0.323	0.235	0.0611	08/09/2025 17:56	WG2575000
(T) Barium-133	*83.2*					*30.0-143*	*08/09/2025 17:56*	WG2575000

SAMPLE RESULTS - 05

IG00952-05 Collected date/time: 07/07/25 14:25 L1877877

Radiochemistry by Method 904/9320

Analyte	Result pCi/l	Qualifier	2 sigma CE + / -	TPU + / -	MDA pCi/l	Lc pCi/l	Analysis Date date / time	Batch
RADIUM-228	0.727	J	0.619	0.659	1.03	0.361	08/07/2025 23:58	WG2570330
(T) Barium	*110*					*30.0-143*	*08/07/2025 23:58*	WG2570330
(T) Yttrium	*106*					*30.0-136*	*08/07/2025 23:58*	WG2570330

Radiochemistry by Method Calculation

Analyte	Result pCi/l	Qualifier	Uncertainty + / -	MDA pCi/l	Analysis Date date / time	Batch
Combined Radium	1.06		0.659	1.05	08/09/2025 17:56	WG2575000

Radiochemistry by Method SM7500Ra B M

Analyte	Result pCi/l	Qualifier	2 sigma CE + / -	TPU + / -	MDA pCi/l	Lc pCi/l	Analysis Date date / time	Batch
RADIUM-226	0.335		0.227	0.392	0.221	0.0606	08/09/2025 17:56	WG2575000
(T) Barium-133	*102*					*30.0-143*	*08/09/2025 17:56*	WG2575000

QUALITY CONTROL SUMMARY

Radiochemistry by Method 904/9320

L1877877-01,02,03,04,05

Method Blank (MB)

(MB) R4256196-1 08/07/25 19:26

Analyte	MB Result pCi/l	MB Qualifier	MB 2 sigma CE + / -	MB MDA pCi/l	MB Lc pCi/l
Radium-228	0.225	J	0.269	0.454	0.147
(T) Barium	*102*		*102*		
(T) Yttrium	*90.6*		*90.6*		

L1877877-01 Original Sample (OS) • Duplicate (DUP)

(OS) L1877877-01 08/07/25 23:58 • (DUP) R4256196-5 08/07/25 19:26

Analyte	Original Result pCi/l	Original 2 sigma CE + / -	Original MDA pCi/l	Original Lc pCi/l	DUP Result pCi/l	DUP 2 sigma CE + / -	DUP MDA pCi/l	DUP Lc pCi/l	DUP RPD %	DUP RER	DUP Qualifier	DUP RPD Limits %	DUP RER Limit
Radium-228	0.646	0.655	1.09	0.381	0.690	0.674	1.12	0.363	6.66	0.0473	J	20	3
(T) Barium	*98.4*				*85.4*	*85.4*							
(T) Yttrium	*79.4*				*89.8*	*89.8*							

Laboratory Control Sample (LCS)

(LCS) R4256196-2 08/07/25 19:26

Analyte	Spike Amount pCi/l	LCS Result pCi/l	LCS Rec. %	Rec. Limits %	LCS Qualifier
Radium-228	5.00	5.30	106	80.0-120	
(T) Barium			*96.6*		
(T) Yttrium			*94.3*		

L1877860-02 Original Sample (OS) • Matrix Spike (MS) • Matrix Spike Duplicate (MSD)

(OS) L1877860-02 08/07/25 19:26 • (MS) R4256196-3 08/07/25 19:26 • (MSD) R4256196-4 08/07/25 19:26

Analyte	Spike Amount pCi/l	Original Result pCi/l	MS Result pCi/l	MSD Result pCi/l	MS Rec. %	MSD Rec. %	Dilution	Rec. Limits %	MS Qualifier	MSD Qualifier	RPD %	MS RER	RPD Limits %
Radium-228	10.0	1.01	13.9	11.9	129	109	1	70.0-130			15.2		20
(T) Barium		*91.3*			*86.9*	*96.6*							
(T) Yttrium		*105*			*83.1*	*89.8*							

QUALITY CONTROL SUMMARY

L1877877-01,02,03,04,05

Radiochemistry by Method SM7500Ra-B M

Method Blank (MB)

(MB) R4256845-1 08/09/25 17:55

Analyte	MB Result pCi/l	MB Qualifier	MB 2 sigma CE + / -	MB MDA pCi/l	MB Lc pCi/l
Radium-226	0.0693	J	0.0643	0.0801	0.0253
(T) Barium-133	*106*		*106*		

L1885003-30 Original Sample (OS) • Duplicate (DUP)

(OS) L1885003-30 08/09/25 17:56 • (DUP) R4256845-5 08/09/25 17:55

Analyte	Original Result pCi/l	Original 2 sigma CE + / -	Original MDA pCi/l	Original Lc pCi/l	DUP Result pCi/l	DUP 2 sigma CE + / -	DUP MDA pCi/l	DUP Lc pCi/l	DUP RPD %	DUP RER	DUP Qualifier	DUP RPD Limits %	DUP RER Limit
Radium-226	0.0864	0.140	0.221	0.0388	0.283	0.253	0.308	0.0954	106	0.680	J	20	3
(T) Barium-133	*67.0*				*103*	*103*							

Laboratory Control Sample (LCS)

(LCS) R4256845-2 08/09/25 17:55

Analyte	Spike Amount pCi/l	LCS Result pCi/l	LCS Rec. %	Rec. Limits %	LCS Qualifier
Radium-226	5.00	4.88	97.6	80.0-120	
(T) Barium-133			*91.7*		

L1885003-24 Original Sample (OS) • Matrix Spike (MS) • Matrix Spike Duplicate (MSD)

(OS) L1885003-24 08/09/25 17:56 • (MS) R4256845-3 08/09/25 17:55 • (MSD) R4256845-4 08/09/25 17:55

Analyte	Spike Amount pCi/l	Original Result pCi/l	MS Result pCi/l	MSD Result pCi/l	MS Rec. %	MSD Rec. %	Dilution	Rec. Limits %	MS Qualifier	MSD Qualifier	RPD %	MS RER	RPD Limits %
Radium-226	20.0	0.145	21.1	19.0	105	94.3	1	75.0-125			10.2		20
(T) Barium-133		*92.6*			*76.9*	*64.8*							

GLOSSARY OF TERMS

Guide to Reading and Understanding Your Laboratory Report

The information below is designed to better explain the various terms used in your report of analytical results from the Laboratory. This is not intended as a comprehensive explanation, and if you have additional questions please contact your project representative.

Results Disclaimer - Information that may be provided by the customer, and contained within this report, include Permit Limits, Project Name, Sample ID, Sample Matrix, Sample Preservation, Field Blanks, Field Spikes, Field Duplicates, On-Site Data, Sampling Collection Dates/Times, and Sampling Location. Results relate to the accuracy of this information provided, and as the samples are received.

Abbreviations and Definitions

MDA	Minimum Detectable Activity.
Rec.	Recovery.
RER	Replicate Error Ratio.
TPU	Total Propagated Uncertainty reported at 2 sigma (counting error plus all measurable variables).
Lc	Decision Level or Critical Level. DOE required Detection limit at a 68% confidence level.
RPD	Relative Percent Difference.
SDG	Sample Delivery Group.
(T)	Tracer - A radioisotope of known concentration added to a solution of chemically equivalent radioisotopes at a known concentration to assist in monitoring the yield of the chemical separation.
Analyte	The name of the particular compound or analysis performed. Some Analyses and Methods will have multiple analytes reported.
Dilution	If the sample matrix contains an interfering material, the sample preparation volume or weight values differ from the standard, or if concentrations of analytes in the sample are higher than the highest limit of concentration that the laboratory can accurately report, the sample may be diluted for analysis. If a value different than 1 is used in this field, the result reported has already been corrected for this factor.
Limits	These are the target % recovery ranges or % difference value that the laboratory has historically determined as normal for the method and analyte being reported. Successful QC Sample analysis will target all analytes recovered or duplicated within these ranges.
Original Sample	The non-spiked sample in the prep batch used to determine the Relative Percent Difference (RPD) from a quality control sample. The Original Sample may not be included within the reported SDG.
Qualifier	This column provides a letter and/or number designation that corresponds to additional information concerning the result reported. If a Qualifier is present, a definition per Qualifier is provided within the Glossary and Definitions page and potentially a discussion of possible implications of the Qualifier in the Case Narrative if applicable.
Result	The actual analytical final result (corrected for any sample specific characteristics) reported for your sample. If there was no measurable result returned for a specific analyte, the result in this column may state “ND” (Not Detected) or “BDL” (Below Detectable Levels). The information in the results column should always be accompanied by either an MDL (Method Detection Limit) or RDL (Reporting Detection Limit) that defines the lowest value that the laboratory could detect or report for this analyte.
Uncertainty (Radiochemistry)	Confidence level of 2 sigma.
U (Radiochemistry)	Result + Error < MDA.
J (Radiochemistry)	Result < MDA; Result + Error > MDA.
Case Narrative (Cn)	A brief discussion about the included sample results, including a discussion of any non-conformances to protocol observed either at sample receipt by the laboratory from the field or during the analytical process. If present, there will be a section in the Case Narrative to discuss the meaning of any data qualifiers used in the report.
Quality Control Summary (Qc)	This section of the report includes the results of the laboratory quality control analyses required by procedure or analytical methods to assist in evaluating the validity of the results reported for your samples. These analyses are not being performed on your samples typically, but on laboratory generated material.
Sample Chain of Custody (Sc)	This is the document created in the field when your samples were initially collected. This is used to verify the time and date of collection, the person collecting the samples, and the analyses that the laboratory is requested to perform. This chain of custody also documents all persons (excluding commercial shippers) that have had control or possession of the samples from the time of collection until delivery to the laboratory for analysis.
Sample Results (Sr)	This section of your report will provide the results of all testing performed on your samples. These results are provided by sample ID and are separated by the analyses performed on each sample. The header line of each analysis section for each sample will provide the name and method number for the analysis reported.
Sample Summary (Ss)	This section of the Analytical Report defines the specific analyses performed for each sample ID, including the dates and times of preparation and/or analysis.

Qualifier	Description
J	The identification of the analyte is acceptable; the reported value is an estimate.
U	Below Detectable Limits: Indicates that the analyte was not detected.

ACCREDITATIONS & LOCATIONS

Pace Analytical National 12065 Lebanon Rd Mount Juliet, TN 37122

Alabama	40660	Nebraska	NE-OS-15-05
Alaska	17-026	Nevada	TN000032021-1
Arizona	AZ0612	New Hampshire	2975
Arkansas	88-0469	New Jersey–NELAP	TN002
California	2932	New Mexico [1]	TN00003
Colorado	TN00003	New York	11742
Connecticut	PH-0197	North Carolina	Env375
Florida	E87487	North Carolina [1]	DW21704
Georgia	NELAP	North Carolina [3]	41
Georgia [1]	923	North Dakota	R-140
Idaho	TN00003	Ohio–VAP	CL0069
Illinois	200008	Oklahoma	9915
Indiana	C-TN-01	Oregon	TN200002
Iowa	364	Pennsylvania	68-02979
Kansas	E-10277	Rhode Island	LAO000356
Kentucky [1 6]	KY90010	South Carolina	84004002
Kentucky [2]	16	South Dakota	n/a
Louisiana	AI30792	Tennessee [1 4]	2006
Louisiana	LA018	Texas	T104704245-20-18
Maine	TN00003	Texas [5]	LAB0152
Maryland	324	Utah	TN000032021-11
Massachusetts	M-TN003	Vermont	VT2006
Michigan	9958	Virginia	110033
Minnesota	047-999-395	Washington	C847
Mississippi	TN00003	West Virginia	233
Missouri	340	Wisconsin	998093910
Montana	CERT0086	Wyoming	A2LA
A2LA – ISO 17025	1461.01	AIHA-LAP,LLC EMLAP	100789
A2LA – ISO 17025 [5]	1461.02	DOD	1461.01
Canada	1461.01	USDA	P330-15-00234
EPA–Crypto	TN00003		

[1] Drinking Water [2] Underground Storage Tanks [3] Aquatic Toxicity [4] Chemical/Microbiological [5] Mold [6] Wastewater n/a Accreditation not applicable

* Not all certifications held by the laboratory are applicable to the results reported in the attached report.

* Accreditation is only applicable to the test methods specified on each scope of accreditation held by Pace Analytical.

SUBCONTRACT ORDER
Transfer Chain of Custody

K135

Pace Analytical Services, LLC

IG00952

SENDING LABORATORY

PDC Laboratories, Inc.
2231 W Altorfer Dr
Peoria, IL 61615
(800) 752-6651

RECEIVING LABORATORY

Pace Analytical - Mt Juliet, Tn
12065 Lebanon Rd
Mt Juliet, TN 37122
(615) 758-5858

L1877877

Sample: IG00952-01
Name: G51S

Sampled: 07/07/25 12:30
Matrix: Ground Water
Preservative: HNO3, pH <2

-01

Analysis	Due	Expires	Comments
01-Radium 226/228 combined	07/18/25 16:00	01/03/26 12:30	

Sample: IG00952-02
Name: G50S

Sampled: 07/07/25 14:21
Matrix: Ground Water
Preservative: HNO3, pH <2

-02

Analysis	Due	Expires	Comments
01-Radium 226/228 combined	07/18/25 16:00	01/03/26 14:21	

Sample: IG00952-03
Name: G54S

Sampled: 07/07/25 15:15
Matrix: Ground Water
Preservative: HNO3, pH <2

-03

Analysis	Due	Expires	Comments
01-Radium 226/228 combined	07/18/25 16:00	01/03/26 15:15	

Sample: IG00952-04
Name: G64L

Sampled: 07/07/25 13:30
Matrix: Ground Water
Preservative: HNO3, pH <2

-04

Analysis	Due	Expires	Comments
01-Radium 226/228 combined	07/18/25 16:00	01/03/26 13:30	

Sample: IG00952-05
Name: G64S

Sampled: 07/07/25 14:25
Matrix: Ground Water
Preservative: HNO3, pH <2

-05

Analysis	Due	Expires	Comments
01-Radium 226/228 combined	07/18/25 16:00	01/03/26 14:25	

Sample Receipt Checklist

COC Seal Present/Intact: __Y__N__NP If Applicable
COC Signed/Accurate: ✓Y__N VOA Zero Headspace: ✓Y__N
Bottles arrive intact: ✓Y__N Pres. Correct/Checked: ✓Y__N
Correct bottles used: ✓Y__N
Sufficient volume sent: ✓Y__N Condition: ___NCF ✓OK
RA Screen <0.5 mR/hr: ✓Y__N

SUBCONTRACT ORDER
Transfer Chain of Custody

Pace Analytical Services, LLC

IG00952

L1877877

SENDING LABORATORY

PDC Laboratories, Inc.
2231 W Altorfer Dr
Peoria, IL 61615
(800) 752-6651

RECEIVING LABORATORY

Pace Analytical - Mt Juliet, Tn
12065 Lebanon Rd
Mt Juliet, TN 37122
(615) 758-5858

Sample: IG00952-06 *
Name: G60L

Sampled: 07/07/25 14:24
Matrix: Ground Water
Preservative: HNO3, pH <2

-06

Analysis	Due	Expires	Comments
01-Radium 226/228 combined	07/18/25 16:00	01/03/26 14:24	

Sample: IG00952-07 *
Name: G60S

Sampled: 07/07/25 15:15
Matrix: Ground Water
Preservative: HNO3, pH <2

-07

Analysis	Due	Expires	Comments
01-Radium 226/228 combined	07/18/25 16:00	01/03/26 15:15	

Sample: IG00952-08 *
Name: G61S

Sampled: 07/07/25 16:04
Matrix: Ground Water
Preservative: HNO3, pH <2

-08

Analysis	Due	Expires	Comments
01-Radium 226/228 combined	07/18/25 16:00	01/03/26 16:04	

* Samples being resampled
Not sent to sub lab
7/10/25
dd

Please email results to Diane Billings at diane.billings@pacelabs.com

Date Shipped: 7/10/25 Total # of Containers: ~~8~~ 5 * Sample Origin (State): IL PO #: _____

Turn-Around Time Requested ☐ NORMAL ☐ RUSH Date Results Needed: _____

Relinquished By	Date/Time	Received By	Date/Time
[signature]	7/10/25 0550	[signature]	7/11/25 0900

Sample Temperature Upon Receipt	____ °C
Sample(s) Received on Ice	Y or N
Proper Bottles Received in Good Condition	Y or N
Bottles Filled with Adequate Volume	Y or N
Samples Received Within Hold Time	Y or N
Date/Time Taken From Sample Bottle	Y or N

ANALYTICAL REPORT

August 11, 2025

1 Cp
2 Tc
3 Ss
4 Cn
5 Sr
6 Qc
7 Gl
8 Al
9 Sc

Pace IR - Peoria, IL

Sample Delivery Group:	L1877860
Samples Received:	07/11/2025
Project Number:	IG01282
Description:	
Report To:	Diane Billings 2231 W. Altorfer Drive Peoria, IL 61615

Entire Report Reviewed By:

Ashley N Pullium
Project Manager

Results relate only to the items tested or calibrated and are reported as rounded values. This test report shall not be reproduced, except in full, without written approval of the laboratory. Where applicable, sampling conducted by Pace Analytical National is performed per guidance provided in laboratory standard operating procedures ENV-SOP-MTJL-0067 and ENV-SOP-MTJL-0068. Where sampling conducted by the customer, results relate to the accuracy of the information provided, and as the samples are received.

Pace Analytical National
12065 Lebanon Rd Mount Juliet, TN 37122 615-758-5858 800-767-5859 mydata.pacelabs.com

TABLE OF CONTENTS

SAMPLE SUMMARY

IG01282-01 L1877860-01

Collected by	Collected date/time	Received date/time
	07/08/25 15:52	07/11/25 09:00

Method	Batch	Dilution	Preparation date/time	Analysis date/time	Analyst	Location
Radiochemistry by Method 904/9320	WG2570330	1	07/31/25 15:01	08/07/25 19:26	DDD	Mt. Juliet, TN
Radiochemistry by Method Calculation	WG2575000	1	08/08/25 15:00	08/09/25 17:55	ZRG	Mt. Juliet, TN
Radiochemistry by Method SM7500Ra B M	WG2575000	1	08/08/25 15:00	08/09/25 17:55	ZRG	Mt. Juliet, TN

IG01282-02 L1877860-02

Collected by	Collected date/time	Received date/time
	07/08/25 11:50	07/11/25 09:00

Method	Batch	Dilution	Preparation date/time	Analysis date/time	Analyst	Location
Radiochemistry by Method 904/9320	WG2570330	1	07/31/25 15:01	08/07/25 19:26	DDD	Mt. Juliet, TN
Radiochemistry by Method Calculation	WG2575000	1	08/08/25 15:00	08/09/25 17:55	ZRG	Mt. Juliet, TN
Radiochemistry by Method SM7500Ra B M	WG2575000	1	08/08/25 15:00	08/09/25 17:55	ZRG	Mt. Juliet, TN

CASE NARRATIVE

All sample aliquots were received at the correct temperature, in the proper containers, with the appropriate preservatives, and within method specified holding times, unless qualified or notated within the report. Where applicable, all MDL (LOD) and RDL (LOQ) values reported for environmental samples have been corrected for the dilution factor used in the analysis. All radiochemical sample results for solids are reported on a dry weight basis with the exception of tritium, carbon-14 and radon, unless wet weight was requested by the client. All Method and Batch Quality Control are within established criteria except where addressed in this case narrative, a non-conformance form or properly qualified within the sample results. By my digital signature below, I affirm to the best of my knowledge, all problems/anomalies observed by the laboratory as having the potential to affect the quality of the data have been identified by the laboratory, and no information or data have been knowingly withheld that would affect the quality of the data.

Ashley N Pullium
Project Manager

IG01282-01 SAMPLE RESULTS - 01

Collected date/time: 07/08/25 15:52 L1877860

Radiochemistry by Method 904/9320

Analyte	Result pCi/l	Qualifier	2 sigma CE + / -	TPU + / -	MDA pCi/l	Lc pCi/l	Analysis Date date / time	Batch
RADIUM-228	0.634	J	0.532	0.569	0.878	0.283	08/07/2025 19:26	WG2570330
(T) Barium	*94.5*					*30.0-143*	*08/07/2025 19:26*	WG2570330
(T) Yttrium	*97.1*					*30.0-136*	*08/07/2025 19:26*	WG2570330

Radiochemistry by Method Calculation

Analyte	Result pCi/l	Qualifier	Uncertainty + / -	MDA pCi/l	Analysis Date date / time	Batch
Combined Radium	0.634	J	0.575	0.966	08/09/2025 17:55	WG2575000

Radiochemistry by Method SM7500Ra B M

Analyte	Result pCi/l	Qualifier	2 sigma CE + / -	TPU + / -	MDA pCi/l	Lc pCi/l	Analysis Date date / time	Batch
RADIUM-226	0.000	U	0.219	0.219	0.403	0.143	08/09/2025 17:55	WG2575000
(T) Barium-133	*101*					*30.0-143*	*08/09/2025 17:55*	WG2575000

IG01282-02 SAMPLE RESULTS - 02

Collected date/time: 07/08/25 11:50 L1877860

Radiochemistry by Method 904/9320

Analyte	Result pCi/l	Qualifier	2 sigma CE + / -	TPU + / -	MDA pCi/l	Lc pCi/l	Analysis Date date / time	Batch
RADIUM-228	1.01		0.573	0.621	0.912	0.294	08/07/2025 19:26	WG2570330
(T) Barium	*91.3*					*30.0-143*	*08/07/2025 19:26*	WG2570330
(T) Yttrium	*105*					*30.0-136*	*08/07/2025 19:26*	WG2570330

Radiochemistry by Method Calculation

Analyte	Result pCi/l	Qualifier	Uncertainty + / -	MDA pCi/l	Analysis Date date / time	Batch
Combined Radium	1.33		0.791	1.25	08/09/2025 17:55	WG2575000

Radiochemistry by Method SM7500Ra B M

Analyte	Result pCi/l	Qualifier	2 sigma CE + / -	TPU + / -	MDA pCi/l	Lc pCi/l	Analysis Date date / time	Batch
RADIUM-226	0.316	J	0.546	0.758	0.853	0.269	08/09/2025 17:55	WG2575000
(T) Barium-133	*36.4*					*30.0-143*	*08/09/2025 17:55*	WG2575000

QUALITY CONTROL SUMMARY

Radiochemistry by Method 904/9320 L1877860-01,02

Method Blank (MB)

(MB) R4256196-1 08/07/25 19:26

Analyte	MB Result pCi/l	MB Qualifier	MB 2 sigma CE + / -	MB MDA pCi/l	MB Lc pCi/l
Radium-228	0.225	J	0.269	0.454	0.147
(T) Barium	*102*		*102*		
(T) Yttrium	*90.6*		*90.6*		

L1877877-01 Original Sample (OS) • Duplicate (DUP)

(OS) L1877877-01 08/07/25 23:58 • (DUP) R4256196-5 08/07/25 19:26

Analyte	Original Result pCi/l	Original 2 sigma CE + / -	Original MDA pCi/l	Original Lc pCi/l	DUP Result pCi/l	DUP 2 sigma CE + / -	DUP MDA pCi/l	DUP Lc pCi/l	DUP RPD %	DUP RER	DUP Qualifier	DUP RPD Limits %	DUP RER Limit
Radium-228	0.646	0.655	1.09	0.381	0.690	0.674	1.12	0.363	6.66	0.0473	J	20	3
(T) Barium	*98.4*				*85.4*	*85.4*							
(T) Yttrium	*79.4*				*89.8*	*89.8*							

Laboratory Control Sample (LCS)

(LCS) R4256196-2 08/07/25 19:26

Analyte	Spike Amount pCi/l	LCS Result pCi/l	LCS Rec. %	Rec. Limits %	LCS Qualifier
Radium-228	5.00	5.30	106	80.0-120	
(T) Barium			*96.6*		
(T) Yttrium			*94.3*		

L1877860-02 Original Sample (OS) • Matrix Spike (MS) • Matrix Spike Duplicate (MSD)

(OS) L1877860-02 08/07/25 19:26 • (MS) R4256196-3 08/07/25 19:26 • (MSD) R4256196-4 08/07/25 19:26

Analyte	Spike Amount pCi/l	Original Result pCi/l	MS Result pCi/l	MSD Result pCi/l	MS Rec. %	MSD Rec. %	Dilution	Rec. Limits %	MS Qualifier	MSD Qualifier	RPD %	MS RER	RPD Limits %
Radium-228	10.0	1.01	13.9	11.9	129	109	1	70.0-130			15.2		20
(T) Barium		*91.3*			*86.9*	*96.6*							
(T) Yttrium		*105*			*83.1*	*89.8*							

QUALITY CONTROL SUMMARY

L1877860-01,02

Radiochemistry by Method SM7500Ra B M

Method Blank (MB)

(MB) R4256845-1 08/09/25 17:55

Analyte	MB Result pCi/l	MB Qualifier	MB 2 sigma CE + / -	MB MDA pCi/l	MB Lc pCi/l
Radium-226	0.0693	J	0.0643	0.0801	0.0253
(T) Barium-133	*106*		*106*		

L1885003-30 Original Sample (OS) • Duplicate (DUP)

(OS) L1885003-30 08/09/25 17:56 • (DUP) R4256845-5 08/09/25 17:55

Analyte	Original Result pCi/l	Original 2 sigma CE + / -	Original MDA pCi/l	Original Lc pCi/l	DUP Result pCi/l	DUP 2 sigma CE + / -	DUP MDA pCi/l	DUP Lc pCi/l	DUP RPD %	DUP RER	DUP Qualifier	DUP RPD Limits %	DUP RER Limit
Radium-226	0.0864	0.140	0.221	0.0388	0.283	0.253	0.308	0.0954	106	0.680	J	20	3
(T) Barium-133	*67.0*				*103*	*103*							

Laboratory Control Sample (LCS)

(LCS) R4256845-2 08/09/25 17:55

Analyte	Spike Amount pCi/l	LCS Result pCi/l	LCS Rec. %	Rec. Limits %	LCS Qualifier
Radium-226	5.00	4.88	97.6	80.0-120	
(T) Barium-133			*91.7*		

L1885003-24 Original Sample (OS) • Matrix Spike (MS) • Matrix Spike Duplicate (MSD)

(OS) L1885003-24 08/09/25 17:56 • (MS) R4256845-3 08/09/25 17:55 • (MSD) R4256845-4 08/09/25 17:55

Analyte	Spike Amount pCi/l	Original Result pCi/l	MS Result pCi/l	MSD Result pCi/l	MS Rec. %	MSD Rec. %	Dilution	Rec. Limits %	MS Qualifier	MSD Qualifier	RPD %	MS RER	RPD Limits %
Radium-226	20.0	0.145	21.1	19.0	105	94.3	1	75.0-125			10.2		20
(T) Barium-133		*92.6*			*76.9*	*64.8*							

GLOSSARY OF TERMS

Guide to Reading and Understanding Your Laboratory Report

The information below is designed to better explain the various terms used in your report of analytical results from the Laboratory. This is not intended as a comprehensive explanation, and if you have additional questions please contact your project representative.

Results Disclaimer - Information that may be provided by the customer, and contained within this report, include Permit Limits, Project Name, Sample ID, Sample Matrix, Sample Preservation, Field Blanks, Field Spikes, Field Duplicates, On-Site Data, Sampling Collection Dates/Times, and Sampling Location. Results relate to the accuracy of this information provided, and as the samples are received.

Abbreviations and Definitions

MDA	Minimum Detectable Activity.
Rec.	Recovery.
RER	Replicate Error Ratio.
TPU	Total Propagated Uncertainty reported at 2 sigma (counting error plus all measurable variables).
Lc	Decision Level or Critical Level. DOE required Detection limit at a 68% confidence level.
RPD	Relative Percent Difference.
SDG	Sample Delivery Group.
(T)	Tracer - A radioisotope of known concentration added to a solution of chemically equivalent radioisotopes at a known concentration to assist in monitoring the yield of the chemical separation.
Analyte	The name of the particular compound or analysis performed. Some Analyses and Methods will have multiple analytes reported.
Dilution	If the sample matrix contains an interfering material, the sample preparation volume or weight values differ from the standard, or if concentrations of analytes in the sample are higher than the highest limit of concentration that the laboratory can accurately report, the sample may be diluted for analysis. If a value different than 1 is used in this field, the result reported has already been corrected for this factor.
Limits	These are the target % recovery ranges or % difference value that the laboratory has historically determined as normal for the method and analyte being reported. Successful QC Sample analysis will target all analytes recovered or duplicated within these ranges.
Original Sample	The non-spiked sample in the prep batch used to determine the Relative Percent Difference (RPD) from a quality control sample. The Original Sample may not be included within the reported SDG.
Qualifier	This column provides a letter and/or number designation that corresponds to additional information concerning the result reported. If a Qualifier is present, a definition per Qualifier is provided within the Glossary and Definitions page and potentially a discussion of possible implications of the Qualifier in the Case Narrative if applicable.
Result	The actual analytical final result (corrected for any sample specific characteristics) reported for your sample. If there was no measurable result returned for a specific analyte, the result in this column may state “ND” (Not Detected) or “BDL” (Below Detectable Levels). The information in the results column should always be accompanied by either an MDL (Method Detection Limit) or RDL (Reporting Detection Limit) that defines the lowest value that the laboratory could detect or report for this analyte.
Uncertainty (Radiochemistry)	Confidence level of 2 sigma.
U (Radiochemistry)	Result + Error < MDA.
J (Radiochemistry)	Result < MDA; Result + Error > MDA.
Case Narrative (Cn)	A brief discussion about the included sample results, including a discussion of any non-conformances to protocol observed either at sample receipt by the laboratory from the field or during the analytical process. If present, there will be a section in the Case Narrative to discuss the meaning of any data qualifiers used in the report.
Quality Control Summary (Qc)	This section of the report includes the results of the laboratory quality control analyses required by procedure or analytical methods to assist in evaluating the validity of the results reported for your samples. These analyses are not being performed on your samples typically, but on laboratory generated material.
Sample Chain of Custody (Sc)	This is the document created in the field when your samples were initially collected. This is used to verify the time and date of collection, the person collecting the samples, and the analyses that the laboratory is requested to perform. This chain of custody also documents all persons (excluding commercial shippers) that have had control or possession of the samples from the time of collection until delivery to the laboratory for analysis.
Sample Results (Sr)	This section of your report will provide the results of all testing performed on your samples. These results are provided by sample ID and are separated by the analyses performed on each sample. The header line of each analysis section for each sample will provide the name and method number for the analysis reported.
Sample Summary (Ss)	This section of the Analytical Report defines the specific analyses performed for each sample ID, including the dates and times of preparation and/or analysis.

Qualifier	Description
J	The identification of the analyte is acceptable; the reported value is an estimate.
U	Below Detectable Limits: Indicates that the analyte was not detected.

ACCREDITATIONS & LOCATIONS

Pace Analytical National 12065 Lebanon Rd Mount Juliet, TN 37122

Alabama	40660	Nebraska	NE-OS-15-05
Alaska	17-026	Nevada	TN000032021-1
Arizona	AZ0612	New Hampshire	2975
Arkansas	88-0469	New Jersey–NELAP	TN002
California	2932	New Mexico [1]	TN00003
Colorado	TN00003	New York	11742
Connecticut	PH-0197	North Carolina	Env375
Florida	E87487	North Carolina [1]	DW21704
Georgia	NELAP	North Carolina [3]	41
Georgia [1]	923	North Dakota	R-140
Idaho	TN00003	Ohio–VAP	CL0069
Illinois	200008	Oklahoma	9915
Indiana	C-TN-01	Oregon	TN200002
Iowa	364	Pennsylvania	68-02979
Kansas	E-10277	Rhode Island	LAO000356
Kentucky [1 6]	KY90010	South Carolina	84004002
Kentucky [2]	16	South Dakota	n/a
Louisiana	AI30792	Tennessee [1 4]	2006
Louisiana	LA018	Texas	T104704245-20-18
Maine	TN00003	Texas [5]	LAB0152
Maryland	324	Utah	TN000032021-11
Massachusetts	M-TN003	Vermont	VT2006
Michigan	9958	Virginia	110033
Minnesota	047-999-395	Washington	C847
Mississippi	TN00003	West Virginia	233
Missouri	340	Wisconsin	998093910
Montana	CERT0086	Wyoming	A2LA
A2LA – ISO 17025	1461.01	AIHA-LAP,LLC EMLAP	100789
A2LA – ISO 17025 [5]	1461.02	DOD	1461.01
Canada	1461.01	USDA	P330-15-00234
EPA–Crypto	TN00003		

[1] Drinking Water [2] Underground Storage Tanks [3] Aquatic Toxicity [4] Chemical/Microbiological [5] Mold [6] Wastewater n/a Accreditation not applicable

* Not all certifications held by the laboratory are applicable to the results reported in the attached report.

* Accreditation is only applicable to the test methods specified on each scope of accreditation held by Pace Analytical.

SUBCONTRACT ORDER
Transfer Chain of Custody

L1877860

Pace Analytical Services, LLC

F066

IG01282

ATTACHMENT B.
845 QUARTERLY REPORT - QUARTER 3, 2025
DUCK CREEK POWER PLANT, BOTTOM ASH BASIN, CANTON, IL

SENDING LABORATORY

PDC Laboratories, Inc.
2231 W Altorfer Dr
Peoria, IL 61615
(800) 752-6651

RECEIVING LABORATORY

Pace Analytical - Mt Juliet, Tn
12065 Lebanon Rd
Mt Juliet, TN 37122
(615) 758-5858

Sample: IG01282-01
Name: G57S

Sampled: 07/08/25 15:52
Matrix: Ground Water
Preservative: HNO3, pH <2

01

Analysis	Due	Expires	Comments
01-Radium 226/228 combined	07/21/25 16:00	01/04/26 15:52	

Sample: IG01282-02
Name: G62L

Sampled: 07/08/25 11:50
Matrix: Ground Water
Preservative: HNO3, pH <2

02

Analysis	Due	Expires	Comments
01-Radium 226/228 combined	07/21/25 16:00	01/04/26 11:50	

Amb. 8826 6684 5503

Sample Receipt Checklist

COC Seal Present/Intact: __Y__N __NP If Applicable
COC Signed/Accurate: __Y__N VOA Zero Headspace: __Y__N
Bottles arrive intact: __Y__N Pres. Correct/Check: __Y__N
Correct bottles used: __Y__N
Sufficient volume sent: __Y__N Condition: ___NCF ___OK
RA Screen <0.5 mR/hr: __Y__N

Please email results to Diane Billings at diane.billings@pacelabs.com

Date Shipped: 7/10/25 Total # of Containers: 2 Sample Origin (State): IL PO #: _____

Turn-Around Time Requested ☐ NORMAL ☐ RUSH Date Results Needed: _____

Relinquished By	Date/Time	Received By	Date/Time
[signature]	7/10/25 0605	CRiebenza	0900 07/11/25

Sample Temperature Upon Receipt ____ °C
Sample(s) Received on Ice Y or N
Proper Bottles Received in Good Condition Y or N
Bottles Filled with Adequate Volume Y or N
Samples Received Within Hold Time Y or N
Date/Time Taken From Sample Bottle Y or N

ANALYTICAL REPORT

August 11, 2025

1 Cp
2 Tc
3 Ss
4 Cn
5 Sr
6 Qc
7 Gl
8 Al
9 Sc

Pace IR - Peoria, IL

Sample Delivery Group:	L1877874
Samples Received:	07/11/2025
Project Number:	IG01710
Description:	
Report To:	Diane Billings 2231 W. Altorfer Drive Peoria, IL 61615

Entire Report Reviewed By:

Ashley N Pullium
Project Manager

Results relate only to the items tested or calibrated and are reported as rounded values. This test report shall not be reproduced, except in full, without written approval of the laboratory. Where applicable, sampling conducted by Pace Analytical National is performed per guidance provided in laboratory standard operating procedures ENV-SOP-MTJL-0067 and ENV-SOP-MTJL-0068. Where sampling conducted by the customer, results relate to the accuracy of the information provided, and as the samples are received.

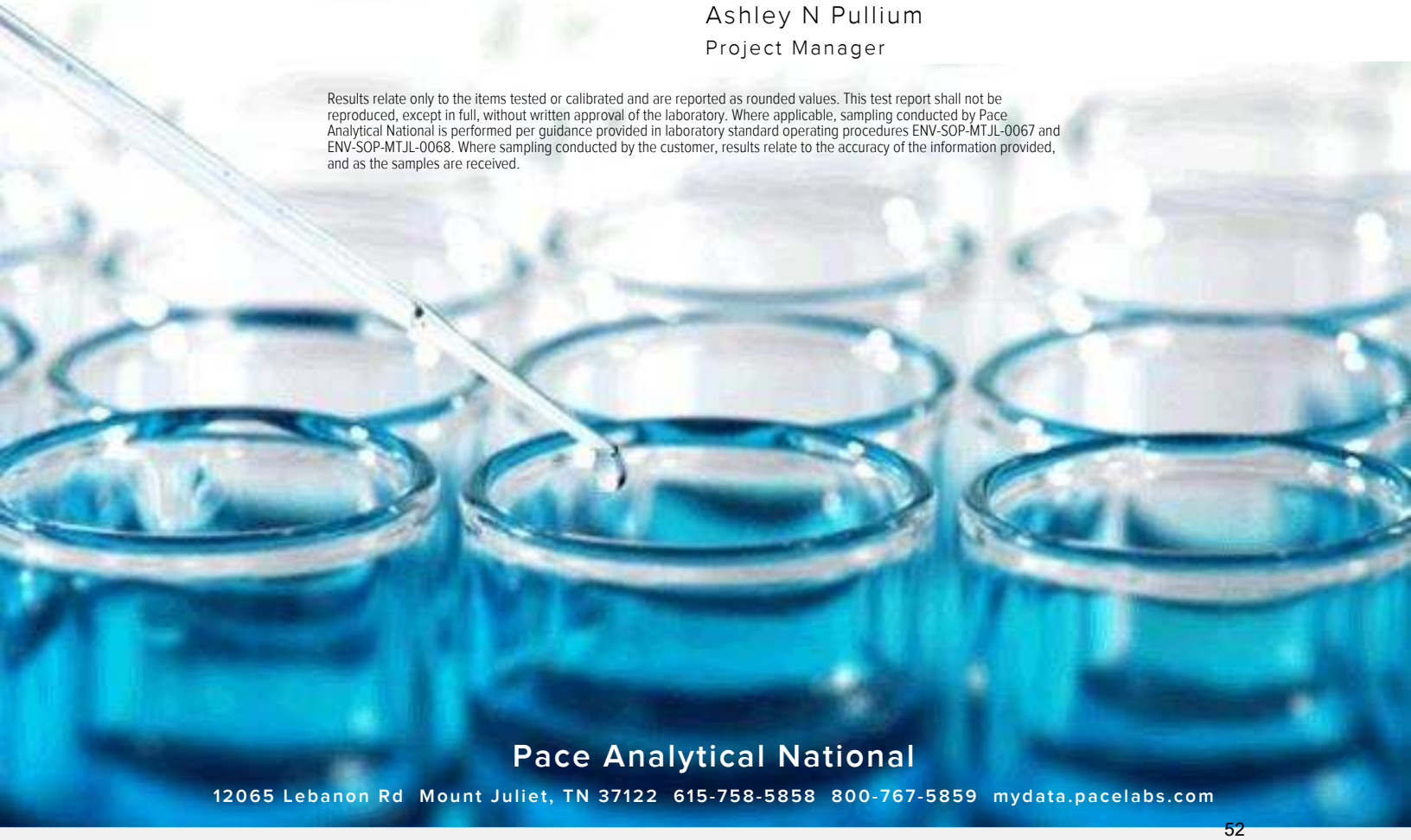

Pace Analytical National
12065 Lebanon Rd Mount Juliet, TN 37122 615-758-5858 800-767-5859 mydata.pacelabs.com

TABLE OF CONTENTS

SAMPLE SUMMARY

IG01710-01 L1877874-01

Collected by	Collected date/time	Received date/time
	07/09/25 16:00	07/11/25 09:00

Method	Batch	Dilution	Preparation date/time	Analysis date/time	Analyst	Location
Radiochemistry by Method 904/9320	WG2570330	1	07/31/25 15:01	08/07/25 19:26	DDD	Mt. Juliet, TN
Radiochemistry by Method Calculation	WG2575000	1	08/08/25 15:00	08/09/25 17:55	ZRG	Mt. Juliet, TN
Radiochemistry by Method SM7500Ra B M	WG2575000	1	08/08/25 15:00	08/09/25 17:55	ZRG	Mt. Juliet, TN

IG01710-02 L1877874-02

Collected by	Collected date/time	Received date/time
	07/09/25 15:41	07/11/25 09:00

Method	Batch	Dilution	Preparation date/time	Analysis date/time	Analyst	Location
Radiochemistry by Method 904/9320	WG2570330	1	07/31/25 15:01	08/07/25 19:26	DDD	Mt. Juliet, TN
Radiochemistry by Method Calculation	WG2575000	1	08/08/25 15:00	08/09/25 17:56	ZRG	Mt. Juliet, TN
Radiochemistry by Method SM7500Ra B M	WG2575000	1	08/08/25 15:00	08/09/25 17:56	ZRG	Mt. Juliet, TN

CASE NARRATIVE

All sample aliquots were received at the correct temperature, in the proper containers, with the appropriate preservatives, and within method specified holding times, unless qualified or notated within the report. Where applicable, all MDL (LOD) and RDL (LOQ) values reported for environmental samples have been corrected for the dilution factor used in the analysis. All radiochemical sample results for solids are reported on a dry weight basis with the exception of tritium, carbon-14 and radon, unless wet weight was requested by the client. All Method and Batch Quality Control are within established criteria except where addressed in this case narrative, a non-conformance form or properly qualified within the sample results. By my digital signature below, I affirm to the best of my knowledge, all problems/anomalies observed by the laboratory as having the potential to affect the quality of the data have been identified by the laboratory, and no information or data have been knowingly withheld that would affect the quality of the data.

Ashley N Pullium
Project Manager

IG01710-01 SAMPLE RESULTS - 01

Collected date/time: 07/09/25 16:00 L1877874

Radiochemistry by Method 904/9320

Analyte	Result pCi/l	Qualifier	2 sigma CE + / -	TPU + / -	MDA pCi/l	Lc pCi/l	Analysis Date date / time	Batch
RADIUM-228	1.51		0.621	0.679	0.947	0.305	08/07/2025 19:26	WG2570330
(T) Barium	*86.7*					*30.0-143*	*08/07/2025 19:26*	WG2570330
(T) Yttrium	*108*					*30.0-136*	*08/07/2025 19:26*	WG2570330

Radiochemistry by Method Calculation

Analyte	Result pCi/l	Qualifier	Uncertainty + / -	MDA pCi/l	Analysis Date date / time	Batch
Combined Radium	1.73		0.685	1.03	08/09/2025 17:55	WG2575000

Radiochemistry by Method SM7500Ra B M

Analyte	Result pCi/l	Qualifier	2 sigma CE + / -	TPU + / -	MDA pCi/l	Lc pCi/l	Analysis Date date / time	Batch
RADIUM-226	0.223	J	0.289	0.421	0.411	0.139	08/09/2025 17:55	WG2575000
(T) Barium-133	*96.8*					*30.0-143*	*08/09/2025 17:55*	WG2575000

IG01710-02 SAMPLE RESULTS - 02

Collected date/time: 07/09/25 15:41 L1877874

Radiochemistry by Method 904/9320

Analyte	Result pCi/l	Qualifier	2 sigma CE + / -	TPU + / -	MDA pCi/l	Lc pCi/l	Analysis Date date / time	Batch
RADIUM-228	0.793	J	0.536	0.577	0.867	0.279	08/07/2025 19:26	WG2570330
(T) Barium	*92.4*					*30.0-143*	*08/07/2025 19:26*	WG2570330
(T) Yttrium	*103*					*30.0-136*	*08/07/2025 19:26*	WG2570330

Radiochemistry by Method Calculation

Analyte	Result pCi/l	Qualifier	Uncertainty + / -	MDA pCi/l	Analysis Date date / time	Batch
Combined Radium	1.05		0.614	0.960	08/09/2025 17:56	WG2575000

Radiochemistry by Method SM7500Ra B M

Analyte	Result pCi/l	Qualifier	2 sigma CE + / -	TPU + / -	MDA pCi/l	Lc pCi/l	Analysis Date date / time	Batch
RADIUM-226	0.254	J	0.299	0.449	0.412	0.130	08/09/2025 17:56	WG2575000
(T) Barium-133	*73.8*					*30.0-143*	*08/09/2025 17:56*	WG2575000

QUALITY CONTROL SUMMARY

Radiochemistry by Method 904/9320 L1877874-01,02

Method Blank (MB)

(MB) R4256196-1 08/07/25 19:26

Analyte	MB Result pCi/l	MB Qualifier	MB 2 sigma CE + / -	MB MDA pCi/l	MB Lc pCi/l
Radium-228	0.225	J	0.269	0.454	0.147
(T) Barium	*102*		*102*		
(T) Yttrium	*90.6*		*90.6*		

L1877877-01 Original Sample (OS) • Duplicate (DUP)

(OS) L1877877-01 08/07/25 23:58 • (DUP) R4256196-5 08/07/25 19:26

Analyte	Original Result pCi/l	Original 2 sigma CE + / -	Original MDA pCi/l	Original Lc pCi/l	DUP Result pCi/l	DUP 2 sigma CE + / -	DUP MDA pCi/l	DUP Lc pCi/l	DUP RPD %	DUP RER	DUP Qualifier	DUP RPD Limits %	DUP RER Limit
Radium-228	0.646	0.655	1.09	0.381	0.690	0.674	1.12	0.363	6.66	0.0473	J	20	3
(T) Barium	*98.4*				*85.4*	*85.4*							
(T) Yttrium	*79.4*				*89.8*	*89.8*							

Laboratory Control Sample (LCS)

(LCS) R4256196-2 08/07/25 19:26

Analyte	Spike Amount pCi/l	LCS Result pCi/l	LCS Rec. %	Rec. Limits %	LCS Qualifier
Radium-228	5.00	5.30	106	80.0-120	
(T) Barium			*96.6*		
(T) Yttrium			*94.3*		

L1877860-02 Original Sample (OS) • Matrix Spike (MS) • Matrix Spike Duplicate (MSD)

(OS) L1877860-02 08/07/25 19:26 • (MS) R4256196-3 08/07/25 19:26 • (MSD) R4256196-4 08/07/25 19:26

Analyte	Spike Amount pCi/l	Original Result pCi/l	MS Result pCi/l	MSD Result pCi/l	MS Rec. %	MSD Rec. %	Dilution	Rec. Limits %	MS Qualifier	MSD Qualifier	RPD %	MS RER	RPD Limits %
Radium-228	10.0	1.01	13.9	11.9	129	109	1	70.0-130			15.2		20
(T) Barium		*91.3*			*86.9*	*96.6*							
(T) Yttrium		*105*			*83.1*	*89.8*							

QUALITY CONTROL SUMMARY

Radiochemistry by Method GM7500Ra-B-M L1877874-01,02

Method Blank (MB)

(MB) R4256845-1 08/09/25 17:55

Analyte	MB Result pCi/l	MB Qualifier	MB 2 sigma CE + / -	MB MDA pCi/l	MB Lc pCi/l
Radium-226	0.0693	J	0.0643	0.0801	0.0253
(T) Barium-133	*106*		*106*		

L1885003-30 Original Sample (OS) • Duplicate (DUP)

(OS) L1885003-30 08/09/25 17:56 • (DUP) R4256845-5 08/09/25 17:55

Analyte	Original Result pCi/l	Original 2 sigma CE + / -	Original MDA pCi/l	Original Lc pCi/l	DUP Result pCi/l	DUP 2 sigma CE + / -	DUP MDA pCi/l	DUP Lc pCi/l	DUP RPD %	DUP RER	DUP Qualifier	DUP RPD Limits %	DUP RER Limit
Radium-226	0.0864	0.140	0.221	0.0388	0.283	0.253	0.308	0.0954	106	0.680	J	20	3
(T) Barium-133	*67.0*				*103*	*103*							

Laboratory Control Sample (LCS)

(LCS) R4256845-2 08/09/25 17:55

Analyte	Spike Amount pCi/l	LCS Result pCi/l	LCS Rec. %	Rec. Limits %	LCS Qualifier
Radium-226	5.00	4.88	97.6	80.0-120	
(T) Barium-133			*91.7*		

L1885003-24 Original Sample (OS) • Matrix Spike (MS) • Matrix Spike Duplicate (MSD)

(OS) L1885003-24 08/09/25 17:56 • (MS) R4256845-3 08/09/25 17:55 • (MSD) R4256845-4 08/09/25 17:55

Analyte	Spike Amount pCi/l	Original Result pCi/l	MS Result pCi/l	MSD Result pCi/l	MS Rec. %	MSD Rec. %	Dilution	Rec. Limits %	MS Qualifier	MSD Qualifier	RPD %	MS RER	RPD Limits %
Radium-226	20.0	0.145	21.1	19.0	105	94.3	1	75.0-125			10.2		20
(T) Barium-133		*92.6*			*76.9*	*64.8*							

GLOSSARY OF TERMS

Guide to Reading and Understanding Your Laboratory Report

The information below is designed to better explain the various terms used in your report of analytical results from the Laboratory. This is not intended as a comprehensive explanation, and if you have additional questions please contact your project representative.

Results Disclaimer - Information that may be provided by the customer, and contained within this report, include Permit Limits, Project Name, Sample ID, Sample Matrix, Sample Preservation, Field Blanks, Field Spikes, Field Duplicates, On-Site Data, Sampling Collection Dates/Times, and Sampling Location. Results relate to the accuracy of this information provided, and as the samples are received.

Abbreviations and Definitions

MDA	Minimum Detectable Activity.
Rec.	Recovery.
RER	Replicate Error Ratio.
TPU	Total Propagated Uncertainty reported at 2 sigma (counting error plus all measurable variables).
Lc	Decision Level or Critical Level. DOE required Detection limit at a 68% confidence level.
RPD	Relative Percent Difference.
SDG	Sample Delivery Group.
(T)	Tracer - A radioisotope of known concentration added to a solution of chemically equivalent radioisotopes at a known concentration to assist in monitoring the yield of the chemical separation.
Analyte	The name of the particular compound or analysis performed. Some Analyses and Methods will have multiple analytes reported.
Dilution	If the sample matrix contains an interfering material, the sample preparation volume or weight values differ from the standard, or if concentrations of analytes in the sample are higher than the highest limit of concentration that the laboratory can accurately report, the sample may be diluted for analysis. If a value different than 1 is used in this field, the result reported has already been corrected for this factor.
Limits	These are the target % recovery ranges or % difference value that the laboratory has historically determined as normal for the method and analyte being reported. Successful QC Sample analysis will target all analytes recovered or duplicated within these ranges.
Original Sample	The non-spiked sample in the prep batch used to determine the Relative Percent Difference (RPD) from a quality control sample. The Original Sample may not be included within the reported SDG.
Qualifier	This column provides a letter and/or number designation that corresponds to additional information concerning the result reported. If a Qualifier is present, a definition per Qualifier is provided within the Glossary and Definitions page and potentially a discussion of possible implications of the Qualifier in the Case Narrative if applicable.
Result	The actual analytical final result (corrected for any sample specific characteristics) reported for your sample. If there was no measurable result returned for a specific analyte, the result in this column may state “ND” (Not Detected) or “BDL” (Below Detectable Levels). The information in the results column should always be accompanied by either an MDL (Method Detection Limit) or RDL (Reporting Detection Limit) that defines the lowest value that the laboratory could detect or report for this analyte.
Uncertainty (Radiochemistry)	Confidence level of 2 sigma.
U (Radiochemistry)	Result + Error < MDA.
J (Radiochemistry)	Result < MDA; Result + Error > MDA.
Case Narrative (Cn)	A brief discussion about the included sample results, including a discussion of any non-conformances to protocol observed either at sample receipt by the laboratory from the field or during the analytical process. If present, there will be a section in the Case Narrative to discuss the meaning of any data qualifiers used in the report.
Quality Control Summary (Qc)	This section of the report includes the results of the laboratory quality control analyses required by procedure or analytical methods to assist in evaluating the validity of the results reported for your samples. These analyses are not being performed on your samples typically, but on laboratory generated material.
Sample Chain of Custody (Sc)	This is the document created in the field when your samples were initially collected. This is used to verify the time and date of collection, the person collecting the samples, and the analyses that the laboratory is requested to perform. This chain of custody also documents all persons (excluding commercial shippers) that have had control or possession of the samples from the time of collection until delivery to the laboratory for analysis.
Sample Results (Sr)	This section of your report will provide the results of all testing performed on your samples. These results are provided by sample ID and are separated by the analyses performed on each sample. The header line of each analysis section for each sample will provide the name and method number for the analysis reported.
Sample Summary (Ss)	This section of the Analytical Report defines the specific analyses performed for each sample ID, including the dates and times of preparation and/or analysis.

Qualifier	Description
J	The identification of the analyte is acceptable; the reported value is an estimate.

ACCREDITATIONS & LOCATIONS

Pace Analytical National 12065 Lebanon Rd Mount Juliet, TN 37122

Alabama	40660	Nebraska	NE-OS-15-05
Alaska	17-026	Nevada	TN000032021-1
Arizona	AZ0612	New Hampshire	2975
Arkansas	88-0469	New Jersey–NELAP	TN002
California	2932	New Mexico [1]	TN00003
Colorado	TN00003	New York	11742
Connecticut	PH-0197	North Carolina	Env375
Florida	E87487	North Carolina [1]	DW21704
Georgia	NELAP	North Carolina [3]	41
Georgia [1]	923	North Dakota	R-140
Idaho	TN00003	Ohio–VAP	CL0069
Illinois	200008	Oklahoma	9915
Indiana	C-TN-01	Oregon	TN200002
Iowa	364	Pennsylvania	68-02979
Kansas	E-10277	Rhode Island	LAO000356
Kentucky [1 6]	KY90010	South Carolina	84004002
Kentucky [2]	16	South Dakota	n/a
Louisiana	AI30792	Tennessee [1 4]	2006
Louisiana	LA018	Texas	T104704245-20-18
Maine	TN00003	Texas [5]	LAB0152
Maryland	324	Utah	TN000032021-11
Massachusetts	M-TN003	Vermont	VT2006
Michigan	9958	Virginia	110033
Minnesota	047-999-395	Washington	C847
Mississippi	TN00003	West Virginia	233
Missouri	340	Wisconsin	998093910
Montana	CERT0086	Wyoming	A2LA
A2LA – ISO 17025	1461.01	AIHA-LAP,LLC EMLAP	100789
A2LA – ISO 17025 [5]	1461.02	DOD	1461.01
Canada	1461.01	USDA	P330-15-00234
EPA–Crypto	TN00003		

[1] Drinking Water [2] Underground Storage Tanks [3] Aquatic Toxicity [4] Chemical/Microbiological [5] Mold [6] Wastewater n/a Accreditation not applicable

* Not all certifications held by the laboratory are applicable to the results reported in the attached report.

* Accreditation is only applicable to the test methods specified on each scope of accreditation held by Pace Analytical.

SUBCONTRACT ORDER
Transfer Chain of Custody

Pace Analytical Services, LLC

IG01710

K136

SENDING LABORATORY

PDC Laboratories, Inc.
2231 W Altorfer Dr
Peoria, IL 61615
(800) 752-6651

RECEIVING LABORATORY

Pace Analytical - Mt Juliet, Tn
12065 Lebanon Rd
Mt Juliet, TN 37122
(615) 758-5858

L1877874

Sample: IG01710-01 -01
Name: G54L -2
Sampled: 07/09/25 16:00
Matrix: Ground Water
Preservative: HNO3, pH <2

Analysis	Due	Expires	Comments
01-Radium 226/228 combined	07/22/25 16:00	01/05/26 16:00	

Sample: IG01710-02 -02
Name: R61L
Sampled: 07/09/25 15:41
Matrix: Ground Water
Preservative: HNO3, pH <2

Analysis	Due	Expires	Comments
01-Radium 226/228 combined	07/22/25 16:00	01/05/26 15:41	

Sample Receipt Checklist

COC Seal Present/Intact: __Y__N / NP
COC Signed/Accurate: ✓Y__N
Bottles arrive intact: ✓Y__N
Correct bottles used: ✓Y__N
Sufficient volume sent: ✓Y__N
RA Screen <0.5 mR/hr: ✓Y__N

If Applicable
VOA Zero Headspace: __Y__N
Pres. Correct/Check: ✓Y__N

Condition: ___NCF ✓OK

Please email results to Diane Billings at diane.billings@pacelabs.com

Date Shipped: 7/10/25 Total # of Containers: 2 Sample Origin (State): IL PO #: _____

Turn-Around Time Requested ☐ NORMAL ☐ RUSH Date Results Needed: _____

Relinquished By	Date/Time	Received By	Date/Time
[signature]	7/10/25 0550	Eastern Exp	7/11/25 0900

Relinquished By	Date/Time	Received By	Date/Time

Sample Temperature Upon Receipt	____ °C
Sample(s) Received on Ice	Y or N
Proper Bottles Received in Good Condition	Y or N
Bottles Filled with Adequate Volume	Y or N
Samples Received Within Hold Time	Y or N
Date/Time Taken From Sample Bottle	Y or N

[redacted]

ANALYTICAL REPORT

August 18, 2025

1 Cp
2 Tc
3 Ss
4 Cn
5 Sr
6 Qc
7 Gl
8 Al
9 Sc

Pace IR - Peoria, IL

Sample Delivery Group:	L1878532
Samples Received:	07/15/2025
Project Number:	IG02084
Description:	
Site:	01
Report To:	Diane Billings 2231 W. Altorfer Drive Peoria, IL 61615

Entire Report Reviewed By:

Ashley N Pullium
Project Manager

Results relate only to the items tested or calibrated and are reported as rounded values. This test report shall not be reproduced, except in full, without written approval of the laboratory. Where applicable, sampling conducted by Pace Analytical National is performed per guidance provided in laboratory standard operating procedures ENV-SOP-MTJL-0067 and ENV-SOP-MTJL-0068. Where sampling conducted by the customer, results relate to the accuracy of the information provided, and as the samples are received.

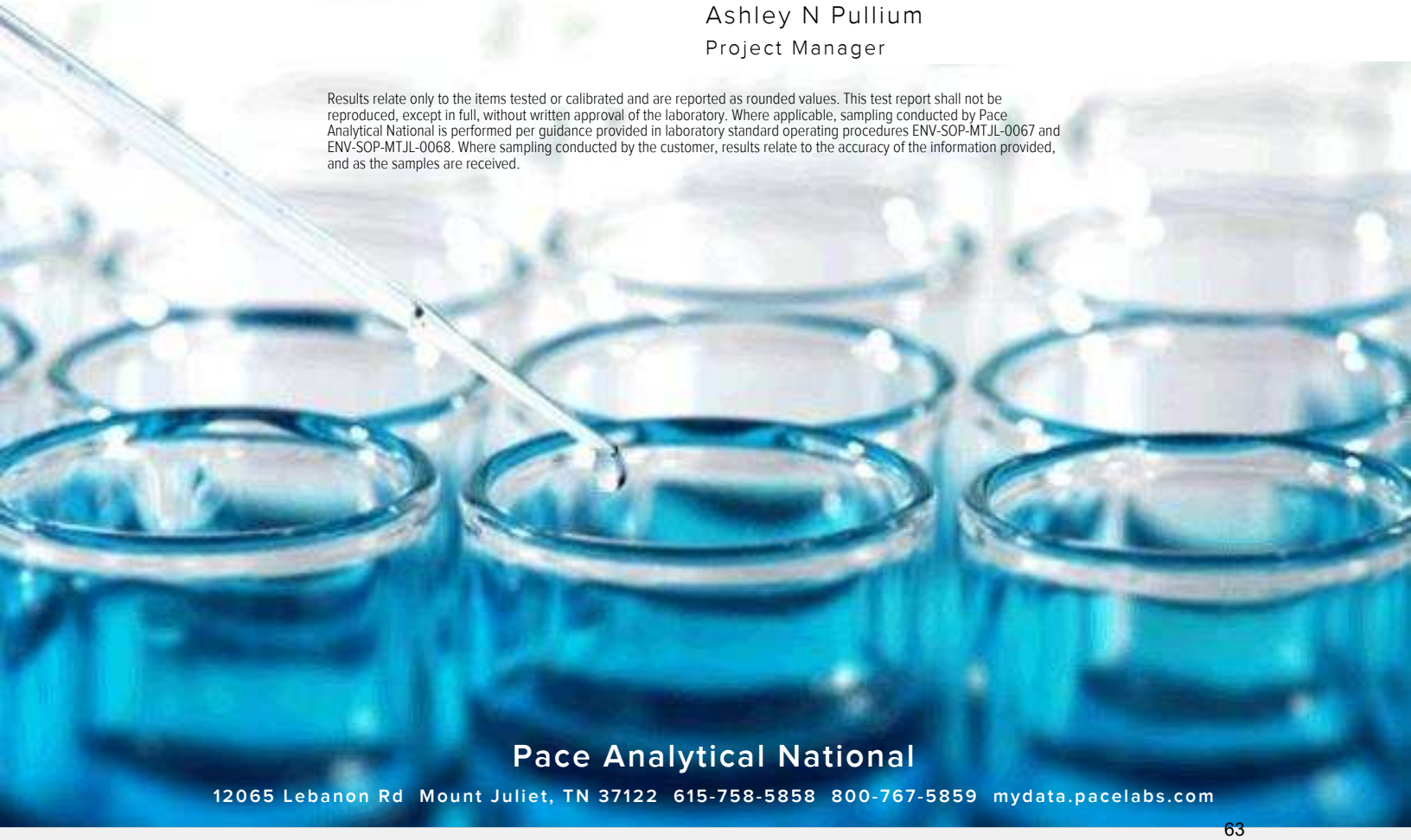

Pace Analytical National
12065 Lebanon Rd Mount Juliet, TN 37122 615-758-5858 800-767-5859 mydata.pacelabs.com

TABLE OF CONTENTS

SAMPLE SUMMARY

BA02L L1878532-01

Collected by	Collected date/time	Received date/time
	07/10/25 13:12	07/15/25 09:00

Method	Batch	Dilution	Preparation date/time	Analysis date/time	Analyst	Location
Radiochemistry by Method 904/9320	WG2570330	1	07/31/25 15:01	08/07/25 23:58	DDD	Mt. Juliet, TN
Radiochemistry by Method Calculation	WG2577193	1	08/12/25 10:31	08/15/25 20:45	RGT	Mt. Juliet, TN
Radiochemistry by Method SM7500Ra B M	WG2577193	1	08/12/25 10:31	08/15/25 20:45	RGT	Mt. Juliet, TN

BA04 L1878532-02

Collected by	Collected date/time	Received date/time
	07/10/25 14:38	07/15/25 09:00

Method	Batch	Dilution	Preparation date/time	Analysis date/time	Analyst	Location
Radiochemistry by Method 904/9320	WG2570335	1	08/01/25 08:51	08/08/25 22:19	DDD	Mt. Juliet, TN
Radiochemistry by Method Calculation	WG2577193	1	08/12/25 10:31	08/15/25 20:45	RGT	Mt. Juliet, TN
Radiochemistry by Method SM7500Ra B M	WG2577193	1	08/12/25 10:31	08/15/25 20:45	RGT	Mt. Juliet, TN

BA06 L1878532-03

Collected by	Collected date/time	Received date/time
	07/10/25 16:23	07/15/25 09:00

Method	Batch	Dilution	Preparation date/time	Analysis date/time	Analyst	Location
Radiochemistry by Method 904/9320	WG2570335	1	08/01/25 08:51	08/08/25 22:19	DDD	Mt. Juliet, TN
Radiochemistry by Method Calculation	WG2577193	1	08/12/25 10:31	08/15/25 20:45	RGT	Mt. Juliet, TN
Radiochemistry by Method SM7500Ra B M	WG2577193	1	08/12/25 10:31	08/15/25 20:45	RGT	Mt. Juliet, TN

P60 L1878532-04

Collected by	Collected date/time	Received date/time
	07/10/25 14:37	07/15/25 09:00

Method	Batch	Dilution	Preparation date/time	Analysis date/time	Analyst	Location
Radiochemistry by Method 904/9320	WG2570335	1	08/01/25 08:51	08/08/25 22:19	DDD	Mt. Juliet, TN
Radiochemistry by Method Calculation	WG2577193	1	08/12/25 10:31	08/15/25 20:45	RGT	Mt. Juliet, TN
Radiochemistry by Method SM7500Ra B M	WG2577193	1	08/12/25 10:31	08/15/25 20:45	RGT	Mt. Juliet, TN

FIELD BLANK L1878532-05

Collected by	Collected date/time	Received date/time
	07/10/25 16:15	07/15/25 09:00

Method	Batch	Dilution	Preparation date/time	Analysis date/time	Analyst	Location
Radiochemistry by Method 904/9320	WG2570335	1	08/01/25 08:51	08/08/25 22:19	DDD	Mt. Juliet, TN
Radiochemistry by Method Calculation	WG2577193	1	08/12/25 10:31	08/15/25 20:45	RGT	Mt. Juliet, TN
Radiochemistry by Method SM7500Ra B M	WG2577193	1	08/12/25 10:31	08/15/25 20:45	RGT	Mt. Juliet, TN

CASE NARRATIVE

All sample aliquots were received at the correct temperature, in the proper containers, with the appropriate preservatives, and within method specified holding times, unless qualified or notated within the report. Where applicable, all MDL (LOD) and RDL (LOQ) values reported for environmental samples have been corrected for the dilution factor used in the analysis. All radiochemical sample results for solids are reported on a dry weight basis with the exception of tritium, carbon-14 and radon, unless wet weight was requested by the client. All Method and Batch Quality Control are within established criteria except where addressed in this case narrative, a non-conformance form or properly qualified within the sample results. By my digital signature below, I affirm to the best of my knowledge, all problems/anomalies observed by the laboratory as having the potential to affect the quality of the data have been identified by the laboratory, and no information or data have been knowingly withheld that would affect the quality of the data.

Ashley N Pullium
Project Manager

BA021 SAMPLE RESULTS - 01

Collected date/time: 07/10/25 13:12 L1878532

Radiochemistry by Method 904/9320

Analyte	Result pCi/l	Qualifier	2 sigma CE + / -	TPU + / -	MDA pCi/l	Lc pCi/l	Analysis Date date / time	Batch
RADIUM-228	2.81		0.847	0.921	1.26	0.443	08/07/2025 23:58	WG2570330
(T) Barium	*83.8*					*30.0-143*	*08/07/2025 23:58*	WG2570330
(T) Yttrium	*83.1*					*30.0-136*	*08/07/2025 23:58*	WG2570330

Radiochemistry by Method Calculation

Analyte	Result pCi/l	Qualifier	Uncertainty + / -	MDA pCi/l	Analysis Date date / time	Batch
Combined Radium	4.25		1.01	1.31	08/15/2025 20:45	WG2577193

Radiochemistry by Method SM7500Ra B M

Analyte	Result pCi/l	Qualifier	2 sigma CE + / -	TPU + / -	MDA pCi/l	Lc pCi/l	Analysis Date date / time	Batch
RADIUM-226	1.45		0.541	0.726	0.360	0.109	08/15/2025 20:45	WG2577193
(T) Barium-133	*81.5*					*30.0-143*	*08/15/2025 20:45*	WG2577193

SAMPLE RESULTS - 02

BA04
Collected date/time: 07/10/25 14:38
L1878532

Radiochemistry by Method 904/9320

Analyte	Result pCi/l	Qualifier	2 sigma CE + / -	TPU + / -	MDA pCi/l	Lc pCi/l	Analysis Date date / time	Batch
RADIUM-228	0.466	J	0.555	0.585	0.936	0.304	08/08/2025 22:19	WG2570335
(T) Barium	*105*					*30.0-143*	*08/08/2025 22:19*	WG2570335
(T) Yttrium	*78.3*					*30.0-136*	*08/08/2025 22:19*	WG2570335

Radiochemistry by Method Calculation

Analyte	Result pCi/l	Qualifier	Uncertainty + / -	MDA pCi/l	Analysis Date date / time	Batch
Combined Radium	0.940	J	0.636	0.987	08/15/2025 20:45	WG2577193

Radiochemistry by Method SM7500Ra B M

Analyte	Result pCi/l	Qualifier	2 sigma CE + / -	TPU + / -	MDA pCi/l	Lc pCi/l	Analysis Date date / time	Batch
RADIUM-226	0.474		0.311	0.396	0.314	0.0951	08/15/2025 20:45	WG2577193
(T) Barium-133	*83.0*					*30.0-143*	*08/15/2025 20:45*	WG2577193

SAMPLE RESULTS - 03

BA06
Collected date/time: 07/10/25 16:23
L1878532

Radiochemistry by Method 904/9320

Analyte	Result pCi/l	Qualifier	2 sigma CE + / -	TPU + / -	MDA pCi/l	Lc pCi/l	Analysis Date date / time	Batch
RADIUM-228	0.515	J	0.423	0.456	0.696	0.226	08/08/2025 22:19	WG2570335
(T) Barium	*91.2*					*30.0-143*	*08/08/2025 22:19*	WG2570335
(T) Yttrium	*90.3*					*30.0-136*	*08/08/2025 22:19*	WG2570335

Radiochemistry by Method Calculation

Analyte	Result pCi/l	Qualifier	Uncertainty + / -	MDA pCi/l	Analysis Date date / time	Batch
Combined Radium	0.545	J	0.460	0.784	08/15/2025 20:45	WG2577193

Radiochemistry by Method SM7500Ra B M

Analyte	Result pCi/l	Qualifier	2 sigma CE + / -	TPU + / -	MDA pCi/l	Lc pCi/l	Analysis Date date / time	Batch
RADIUM-226	0.0299	U	0.180	0.202	0.361	0.106	08/15/2025 20:45	WG2577193
(T) Barium-133	*76.5*					*30.0-143*	*08/15/2025 20:45*	WG2577193

Radiochemistry by Method 904/9320

Analyte	Result pCi/l	Qualifier	2 sigma CE + / -	TPU + / -	MDA pCi/l	Lc pCi/l	Analysis Date date / time	Batch
RADIUM-228	0.227	U	0.405	0.427	0.693	0.227	08/08/2025 22:19	WG2570335
(T) Barium	*97.9*					*30.0-143*	*08/08/2025 22:19*	WG2570335
(T) Yttrium	*98.4*					*30.0-136*	*08/08/2025 22:19*	WG2570335

Radiochemistry by Method Calculation

Analyte	Result pCi/l	Qualifier	Uncertainty + / -	MDA pCi/l	Analysis Date date / time	Batch
Combined Radium	0.446	J	0.481	0.780	08/15/2025 20:45	WG2577193

Radiochemistry by Method SM7500Ra B M

Analyte	Result pCi/l	Qualifier	2 sigma CE + / -	TPU + / -	MDA pCi/l	Lc pCi/l	Analysis Date date / time	Batch
RADIUM-226	0.219	J	0.259	0.326	0.357	0.118	08/15/2025 20:45	WG2577193
(T) Barium-133	*81.8*					*30.0-143*	*08/15/2025 20:45*	WG2577193

FIELD BLANK

Collected date/time: 07/10/25 16:15

SAMPLE RESULTS - 05

L1878532

Radiochemistry by Method 904/9320

Analyte	Result pCi/l	Qualifier	2 sigma CE + / -	TPU + / -	MDA pCi/l	Lc pCi/l	Analysis Date date / time	Batch
RADIUM-228	0.955		0.378	0.423	0.572	0.186	08/08/2025 22:19	WG2570335
(T) Barium	*113*					*30.0-143*	*08/08/2025 22:19*	WG2570335
(T) Yttrium	*105*					*30.0-136*	*08/08/2025 22:19*	WG2570335

Radiochemistry by Method Calculation

Analyte	Result pCi/l	Qualifier	Uncertainty + / -	MDA pCi/l	Analysis Date date / time	Batch
Combined Radium	0.955		0.398	0.671	08/15/2025 20:45	WG2577193

Radiochemistry by Method SM7500Ra B M

Analyte	Result pCi/l	Qualifier	2 sigma CE + / -	TPU + / -	MDA pCi/l	Lc pCi/l	Analysis Date date / time	Batch
RADIUM-226	-0.103	U	0.125	0.165	0.350	0.116	08/15/2025 20:45	WG2577193
(T) Barium-133	*80.7*					*30.0-143*	*08/15/2025 20:45*	WG2577193

QUALITY CONTROL SUMMARY

L1878532-01

Radiochemistry by Method 904/9320

Method Blank (MB)

(MB) R4256196-1 08/07/25 19:26

Analyte	MB Result pCi/l	MB Qualifier	MB 2 sigma CE + / -	MB MDA pCi/l	MB Lc pCi/l
Radium-228	0.225	J	0.269	0.454	0.147
(T) Barium	*102*		*102*		
(T) Yttrium	*90.6*		*90.6*		

L1877877-01 Original Sample (OS) • Duplicate (DUP)

(OS) L1877877-01 08/07/25 23:58 • (DUP) R4256196-5 08/07/25 19:26

Analyte	Original Result pCi/l	Original 2 sigma CE + / -	Original MDA pCi/l	Original Lc pCi/l	DUP Result pCi/l	DUP 2 sigma CE + / -	DUP MDA pCi/l	DUP Lc pCi/l	DUP RPD %	DUP RER	DUP Qualifier	DUP RPD Limits %	DUP RER Limit
Radium-228	0.646	0.655	1.09	0.381	0.690	0.674	1.12	0.363	6.66	0.0473	J	20	3
(T) Barium	*98.4*				*85.4*	*85.4*							
(T) Yttrium	*79.4*				*89.8*	*89.8*							

Laboratory Control Sample (LCS)

(LCS) R4256196-2 08/07/25 19:26

Analyte	Spike Amount pCi/l	LCS Result pCi/l	LCS Rec. %	Rec. Limits %	LCS Qualifier
Radium-228	5.00	5.30	106	80.0-120	
(T) Barium			*96.6*		
(T) Yttrium			*94.3*		

L1877860-02 Original Sample (OS) • Matrix Spike (MS) • Matrix Spike Duplicate (MSD)

(OS) L1877860-02 08/07/25 19:26 • (MS) R4256196-3 08/07/25 19:26 • (MSD) R4256196-4 08/07/25 19:26

Analyte	Spike Amount pCi/l	Original Result pCi/l	MS Result pCi/l	MSD Result pCi/l	MS Rec. %	MSD Rec. %	Dilution	Rec. Limits %	MS Qualifier	MSD Qualifier	RPD %	MS RER	RPD Limits %
Radium-228	10.0	1.01	13.9	11.9	129	109	1	70.0-130			15.2		20
(T) Barium		*91.3*			*86.9*	*96.6*							
(T) Yttrium		*105*			*83.1*	*89.8*							

QUALITY CONTROL SUMMARY

Radiochemistry by Method 901.1/9320

L1878532-02,03,04,05

Method Blank (MB)

(MB) R4256423-6 08/11/25 18:10

Analyte	MB Result pCi/l	MB Qualifier	MB 2 sigma CE + / -	MB MDA pCi/l	MB Lc pCi/l
Radium-228	0.0793	U	0.236	0.405	
(T) Barium	*94.1*		*94.1*		
(T) Yttrium	*128*		*128*		

L1879060-05 Original Sample (OS) • Duplicate (DUP)

(OS) L1879060-05 08/08/25 22:19 • (DUP) R4256423-5 08/08/25 22:19

Analyte	Original Result pCi/l	Original 2 sigma CE + / -	Original MDA pCi/l	Original Lc pCi/l	DUP Result pCi/l	DUP 2 sigma CE + / -	DUP MDA pCi/l	DUP Lc pCi/l	DUP RPD %	DUP RER	DUP Qualifier	DUP RPD Limits %	DUP RER Limit
Radium-228	0.869	0.776	1.29	0.423	0.640	0.653	1.09		30.5	0.227	J	20	3
(T) Barium	*123*				*103*	*103*							
(T) Yttrium	*77.6*				*74.8*	*74.8*							

Laboratory Control Sample (LCS)

(LCS) R4256423-2 08/08/25 22:19

Analyte	Spike Amount pCi/l	LCS Result pCi/l	LCS Rec. %	Rec. Limits %	LCS Qualifier
Radium-228	5.00	5.71	114	80.0-120	
(T) Barium			*85.5*		
(T) Yttrium			*98.1*		

L1878532-02 Original Sample (OS) • Matrix Spike (MS) • Matrix Spike Duplicate (MSD)

(OS) L1878532-02 08/08/25 22:19 • (MS) R4256423-3 08/08/25 22:19 • (MSD) R4256423-4 08/08/25 22:19

Analyte	Spike Amount pCi/l	Original Result pCi/l	MS Result pCi/l	MSD Result pCi/l	MS Rec. %	MSD Rec. %	Dilution	Rec. Limits %	MS Qualifier	MSD Qualifier	RPD %	MS RER	RPD Limits %
Radium-228	10.0	0.466	10.9	10.5	105	100	1	70.0-130			4.11		20
(T) Barium		*105*			*112*	*112*							
(T) Yttrium		*78.3*			*89.7*	*90.4*							

QUALITY CONTROL SUMMARY

Radiochemistry by Method SM7500Ra B M

L1878532-01,02,03,04,05

Method Blank (MB)

(MB) R4259822-2 08/15/25 20:45

Analyte	MB Result pCi/l	MB Qualifier	MB 2 sigma CE + / -	MB MDA pCi/l	MB Lc pCi/l
Radium-226	-0.00664	U	0.0267	0.0551	
(T) Barium-133	*88.3*		*88.3*		

L1878532-05 Original Sample (OS) • Duplicate (DUP)

(OS) L1878532-05 08/15/25 20:45 • (DUP) R4259822-5 08/15/25 20:45

Analyte	Original Result pCi/l	Original 2 sigma CE + / -	Original MDA pCi/l	Original Lc pCi/l	DUP Result pCi/l	DUP 2 sigma CE + / -	DUP MDA pCi/l	DUP Lc pCi/l	DUP RPD %	DUP RER	DUP Qualifier	DUP RPD Limits %	DUP RER Limit
Radium-226	-0.103	0.125	0.350	0.116	-0.114	0.195	0.456		0.000	0.0449	U	20	3
(T) Barium-133	*80.7*				*84.3*	*84.3*							

Laboratory Control Sample (LCS)

(LCS) R4259822-1 08/15/25 16:45

Analyte	Spike Amount pCi/l	LCS Result pCi/l	LCS Rec. %	Rec. Limits %	LCS Qualifier
Radium-226	5.00	5.35	107	80.0-120	
(T) Barium-133			*76.8*		

L1878532-01 Original Sample (OS) • Matrix Spike (MS) • Matrix Spike Duplicate (MSD)

(OS) L1878532-01 08/15/25 20:45 • (MS) R4259822-3 08/15/25 20:45 • (MSD) R4259822-4 08/15/25 20:45

Analyte	Spike Amount pCi/l	Original Result pCi/l	MS Result pCi/l	MSD Result pCi/l	MS Rec. %	MSD Rec. %	Dilution	Rec. Limits %	MS Qualifier	MSD Qualifier	RPD %	MS RER	RPD Limits %
Radium-226	20.0	1.45	23.8	23.2	112	109	1	75.0-125			2.38		20
(T) Barium-133		*81.5*			*79.0*	*81.4*							

GLOSSARY OF TERMS

Guide to Reading and Understanding Your Laboratory Report

The information below is designed to better explain the various terms used in your report of analytical results from the Laboratory. This is not intended as a comprehensive explanation, and if you have additional questions please contact your project representative.

Results Disclaimer - Information that may be provided by the customer, and contained within this report, include Permit Limits, Project Name, Sample ID, Sample Matrix, Sample Preservation, Field Blanks, Field Spikes, Field Duplicates, On-Site Data, Sampling Collection Dates/Times, and Sampling Location. Results relate to the accuracy of this information provided, and as the samples are received.

Abbreviations and Definitions

MDA	Minimum Detectable Activity.
Rec.	Recovery.
RER	Replicate Error Ratio.
TPU	Total Propagated Uncertainty reported at 2 sigma (counting error plus all measurable variables).
Lc	Decision Level or Critical Level. DOE required Detection limit at a 68% confidence level.
RPD	Relative Percent Difference.
SDG	Sample Delivery Group.
(T)	Tracer - A radioisotope of known concentration added to a solution of chemically equivalent radioisotopes at a known concentration to assist in monitoring the yield of the chemical separation.
Analyte	The name of the particular compound or analysis performed. Some Analyses and Methods will have multiple analytes reported.
Dilution	If the sample matrix contains an interfering material, the sample preparation volume or weight values differ from the standard, or if concentrations of analytes in the sample are higher than the highest limit of concentration that the laboratory can accurately report, the sample may be diluted for analysis. If a value different than 1 is used in this field, the result reported has already been corrected for this factor.
Limits	These are the target % recovery ranges or % difference value that the laboratory has historically determined as normal for the method and analyte being reported. Successful QC Sample analysis will target all analytes recovered or duplicated within these ranges.
Original Sample	The non-spiked sample in the prep batch used to determine the Relative Percent Difference (RPD) from a quality control sample. The Original Sample may not be included within the reported SDG.
Qualifier	This column provides a letter and/or number designation that corresponds to additional information concerning the result reported. If a Qualifier is present, a definition per Qualifier is provided within the Glossary and Definitions page and potentially a discussion of possible implications of the Qualifier in the Case Narrative if applicable.
Result	The actual analytical final result (corrected for any sample specific characteristics) reported for your sample. If there was no measurable result returned for a specific analyte, the result in this column may state “ND” (Not Detected) or “BDL” (Below Detectable Levels). The information in the results column should always be accompanied by either an MDL (Method Detection Limit) or RDL (Reporting Detection Limit) that defines the lowest value that the laboratory could detect or report for this analyte.
Uncertainty (Radiochemistry)	Confidence level of 2 sigma.
U (Radiochemistry)	Result + Error < MDA.
J (Radiochemistry)	Result < MDA; Result + Error > MDA.
Case Narrative (Cn)	A brief discussion about the included sample results, including a discussion of any non-conformances to protocol observed either at sample receipt by the laboratory from the field or during the analytical process. If present, there will be a section in the Case Narrative to discuss the meaning of any data qualifiers used in the report.
Quality Control Summary (Qc)	This section of the report includes the results of the laboratory quality control analyses required by procedure or analytical methods to assist in evaluating the validity of the results reported for your samples. These analyses are not being performed on your samples typically, but on laboratory generated material.
Sample Chain of Custody (Sc)	This is the document created in the field when your samples were initially collected. This is used to verify the time and date of collection, the person collecting the samples, and the analyses that the laboratory is requested to perform. This chain of custody also documents all persons (excluding commercial shippers) that have had control or possession of the samples from the time of collection until delivery to the laboratory for analysis.
Sample Results (Sr)	This section of your report will provide the results of all testing performed on your samples. These results are provided by sample ID and are separated by the analyses performed on each sample. The header line of each analysis section for each sample will provide the name and method number for the analysis reported.
Sample Summary (Ss)	This section of the Analytical Report defines the specific analyses performed for each sample ID, including the dates and times of preparation and/or analysis.

Qualifier	Description
J	The identification of the analyte is acceptable; the reported value is an estimate.
U	Below Detectable Limits: Indicates that the analyte was not detected.

ACCREDITATIONS & LOCATIONS

Pace Analytical National 12065 Lebanon Rd Mount Juliet, TN 37122

Alabama	40660	Nebraska	NE-OS-15-05
Alaska	17-026	Nevada	TN000032021-1
Arizona	AZ0612	New Hampshire	2975
Arkansas	88-0469	New Jersey–NELAP	TN002
California	2932	New Mexico [1]	TN00003
Colorado	TN00003	New York	11742
Connecticut	PH-0197	North Carolina	Env375
Florida	E87487	North Carolina [1]	DW21704
Georgia	NELAP	North Carolina [3]	41
Georgia [1]	923	North Dakota	R-140
Idaho	TN00003	Ohio–VAP	CL0069
Illinois	200008	Oklahoma	9915
Indiana	C-TN-01	Oregon	TN200002
Iowa	364	Pennsylvania	68-02979
Kansas	E-10277	Rhode Island	LAO000356
Kentucky [1 6]	KY90010	South Carolina	84004002
Kentucky [2]	16	South Dakota	n/a
Louisiana	AI30792	Tennessee [1 4]	2006
Louisiana	LA018	Texas	T104704245-20-18
Maine	TN00003	Texas [5]	LAB0152
Maryland	324	Utah	TN000032021-11
Massachusetts	M-TN003	Vermont	VT2006
Michigan	9958	Virginia	110033
Minnesota	047-999-395	Washington	C847
Mississippi	TN00003	West Virginia	233
Missouri	340	Wisconsin	998093910
Montana	CERT0086	Wyoming	A2LA
A2LA – ISO 17025	1461.01	AIHA-LAP,LLC EMLAP	100789
A2LA – ISO 17025 [5]	1461.02	DOD	1461.01
Canada	1461.01	USDA	P330-15-00234
EPA–Crypto	TN00003		

[1] Drinking Water [2] Underground Storage Tanks [3] Aquatic Toxicity [4] Chemical/Microbiological [5] Mold [6] Wastewater n/a Accreditation not applicable

* Not all certifications held by the laboratory are applicable to the results reported in the attached report.

* Accreditation is only applicable to the test methods specified on each scope of accreditation held by Pace Analytical.

SUBCONTRACT ORDER
Transfer Chain of Custody

Pace Analytical Services, LLC

IG02084

B215

SENDING LABORATORY

PDC Laboratories, Inc.
2231 W Altorfer Dr
Peoria, IL 61615
(800) 752-6651

RECEIVING LABORATORY

Pace Analytical - Mt Juliet, Tn
12065 Lebanon Rd
Mt Juliet, TN 37122
(615) 758-5858

L878532

Sample: IG02084-01
Name: BA02L

Sampled: 07/10/25 13:12
Matrix: Ground Water
Preservative: HNO3, pH <2

-01

Analysis	Due	Expires	Comments
01-Radium 226/228 combined	07/23/25 16:00	01/06/26 13:12	

Sample: IG02084-02
Name: BA04

Sampled: 07/10/25 14:38
Matrix: Ground Water
Preservative: HNO3, pH <2

-02

Analysis	Due	Expires	Comments
01-Radium 226/228 combined	07/23/25 16:00	01/06/26 14:38	

Sample: IG02084-03
Name: BA06

Sampled: 07/10/25 16:23
Matrix: Ground Water
Preservative: HNO3, pH <2

-03

Analysis	Due	Expires	Comments
01-Radium 226/228 combined	07/23/25 16:00	01/06/26 16:23	

Sample: IG02084-04
Name: P60

Sampled: 07/10/25 14:37
Matrix: Ground Water
Preservative: HNO3, pH <2

-04

Analysis	Due	Expires	Comments
01-Radium 226/228 combined	07/23/25 16:00	01/06/26 14:37	

Sample: IG02084-05
Name: G54L

Sampled: 07/10/25 11:38
Matrix: Ground Water
Preservative: HNO3, pH <2

Analysis	Due	Expires	Comments

24.0+0.4+24.8

Sample Receipt Checklist

COC Seal Present/Intact: X Y__N__NP If Applicable
COC Signed/Accurate: X Y__N VOA Zero Headspace: __Y__N
Bottles arrive intact: X Y__N Pres. Correct/Check: __Y__N
Correct bottles used: X Y__N
Sufficient volume sent: X Y__N Condition: X NCF ___OK
RA Screen <0.5 mR/hr: X Y__N 6 TOTAL

SUBCONTRACT ORDER
Transfer Chain of Custody

Pace Analytical Services, LLC

IG02084

SENDING LABORATORY

PDC Laboratories, Inc.
2231 W Altorfer Dr
Peoria, IL 61615
(800) 752-6651

RECEIVING LABORATORY

Pace Analytical - Mt Juliet, Tn
12065 Lebanon Rd
Mt Juliet, TN 37122
(615) 758-5858

L1878532

Sample: IG02084-06
Name: Field Blank

Sampled: 07/10/25 16:15
Matrix: Ground Water
Preservative: HNO3, pH <2

-05

Analysis	Due	Expires	Comments
01-Radium 226/228 combined	07/23/25 16:00	01/06/26 16:15	

Please email results to Diane Billings at diane.billings@pacelabs.com

Date Shipped: 7/14/25 Total # of Containers: 5 Sample Origin (State): IL PO #: _____

Turn-Around Time Requested ☐ NORMAL ☐ RUSH Date Results Needed: _____

Relinquished By	Date/Time	Received By	Date/Time
[signature]	7/14/25 0945		
		Christopher L. Gallin	7/15/25 0900

Sample Temperature Upon Receipt	____ °C
Sample(s) Received on Ice	Y or N
Proper Bottles Received in Good Condition	Y or N
Bottles Filled with Adequate Volume	Y or N
Samples Received Within Hold Time	Y or N
Date/Time Taken From Sample Bottle	Y or N

7/15 L1878532 PACEPIL

R5

Time estimate: oh **Time spent:** oh

Members

Hailey Robertson (responsible) AP Ashley Pullium Donna Eidson

Due on *18 July 2025 8:00 AM* for target *Done*

- [x] Login Clarification needed
- [ ] Chain of custody is incomplete
- [ ] Custody seal not intact
- [ ] Please specify Metals requested
- [ ] Please specify TCLP requested
- [ ] Received additional samples not listed on COC
- [ ] Sample IDs on containers do not match IDs on COC
- [ ] Client did not "X" analysis
- [ ] Chain of Custody is missing
- [ ] If no COC: Received by:_____
- [ ] If no COC: Date/Time:_____
- [ ] If no COC: Temp./Cont.Rec./pH:_____
- [ ] If no COC: Carrier:_____
- [ ] If no COC: Tracking #:_____
- [ ] Client informed by call
- [ ] Client informed by Email
- [ ] Client informed by Voicemail
- [ ] Date/Time:_____
- [ ] PM initials:_____
- [ ] Client Contact:_____

Comments

Hailey Robertson *15 July 2025 12:57 PM*

Missing ID: G54L (IG02084-05)

Ashley Pullium *15 July 2025 1:51 PM*

I have reached out to client to confirm. thank you

Ashley Pullium *15 July 2025 2:01 PM*

Sample -05 is to be cancelled. It was not collected or sent

2025-07-15_14-00-30.snag

Hailey Robertson *15 July 2025 2:02 PM*

Done

[redacted]

ANALYTICAL REPORT

August 07, 2025

1 Cp
2 Tc
3 Ss
4 Cn
5 Sr
6 Qc
7 Gl
8 Al
9 Sc

Pace IR - Peoria, IL

Sample Delivery Group:	L1879696
Samples Received:	07/18/2025
Project Number:	IG02876
Description:	
Report To:	Diane Billings 2231 W. Altorfer Drive Peoria, IL 61615

Entire Report Reviewed By:

Ashley N Pullium
Project Manager

Results relate only to the items tested or calibrated and are reported as rounded values. This test report shall not be reproduced, except in full, without written approval of the laboratory. Where applicable, sampling conducted by Pace Analytical National is performed per guidance provided in laboratory standard operating procedures ENV-SOP-MTJL-0067 and ENV-SOP-MTJL-0068. Where sampling conducted by the customer, results relate to the accuracy of the information provided, and as the samples are received.

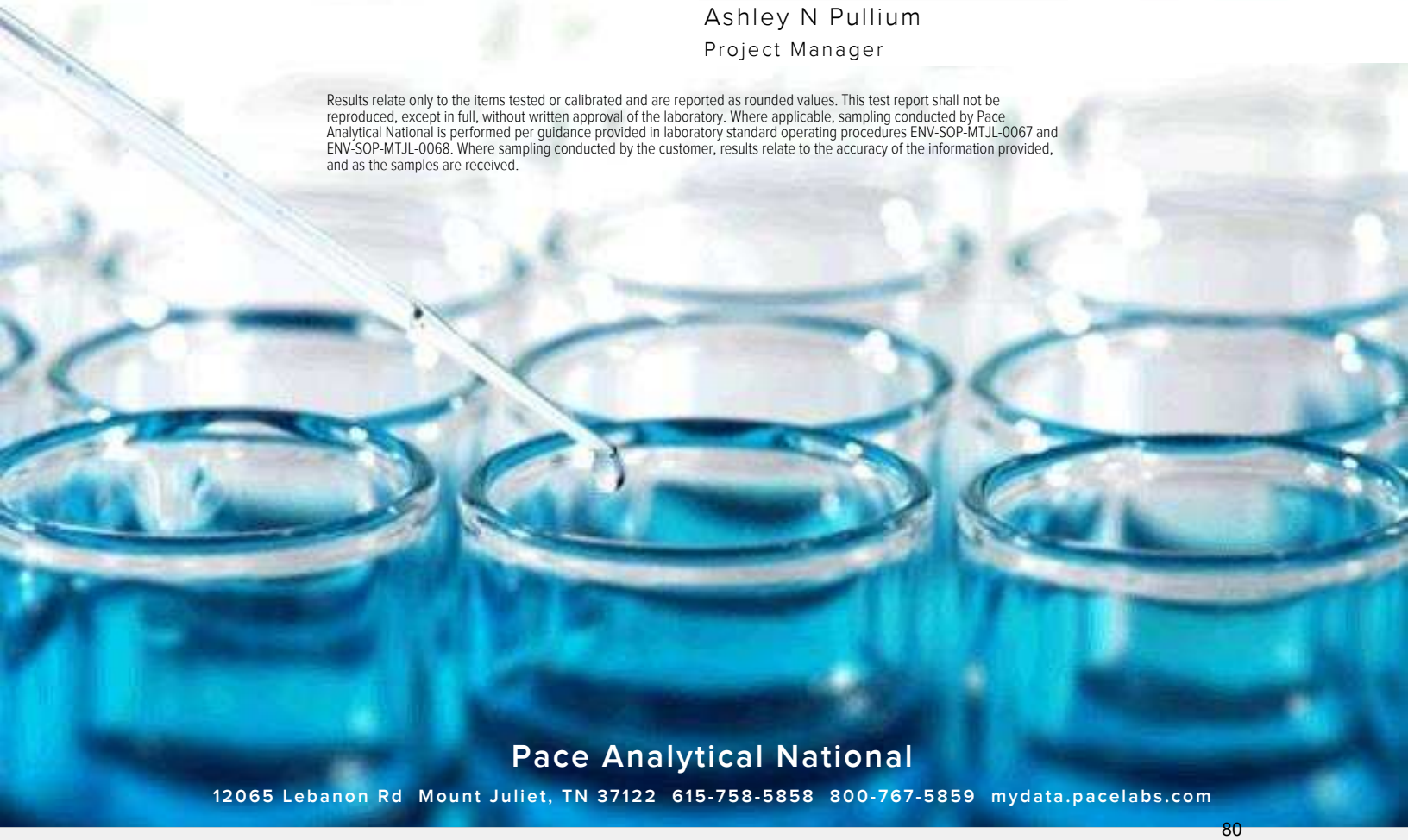

Pace Analytical National
12065 Lebanon Rd Mount Juliet, TN 37122 615-758-5858 800-767-5859 mydata.pacelabs.com

TABLE OF CONTENTS

SAMPLE SUMMARY

	Collected by	Collected date/time	Received date/time
G02S L1879696-01		07/15/25 15:30	07/18/25 09:00

Method	Batch	Dilution	Preparation date/time	Analysis date/time	Analyst	Location
Radiochemistry by Method 904/9320	WG2568278	1	07/30/25 14:23	08/02/25 12:20	DDD	Mt. Juliet, TN
Radiochemistry by Method Calculation	WG2570978	1	08/01/25 11:42	08/05/25 00:47	ZRG	Mt. Juliet, TN
Radiochemistry by Method SM7500Ra B M	WG2570978	1	08/01/25 11:42	08/05/25 00:47	ZRG	Mt. Juliet, TN

CASE NARRATIVE

All sample aliquots were received at the correct temperature, in the proper containers, with the appropriate preservatives, and within method specified holding times, unless qualified or notated within the report. Where applicable, all MDL (LOD) and RDL (LOQ) values reported for environmental samples have been corrected for the dilution factor used in the analysis. All radiochemical sample results for solids are reported on a dry weight basis with the exception of tritium, carbon-14 and radon, unless wet weight was requested by the client. All Method and Batch Quality Control are within established criteria except where addressed in this case narrative, a non-conformance form or properly qualified within the sample results. By my digital signature below, I affirm to the best of my knowledge, all problems/anomalies observed by the laboratory as having the potential to affect the quality of the data have been identified by the laboratory, and no information or data have been knowingly withheld that would affect the quality of the data.

Ashley N Pullium
Project Manager

Radiochemistry by Method 904/9320

Analyte	Result pCi/l	Qualifier	2 sigma CE + / -	TPU + / -	MDA pCi/l	Lc pCi/l	Analysis Date date / time	Batch
RADIUM-228	0.125	U	0.525	0.542	0.920	0.290	08/02/2025 12:20	WG2568278
(T) Barium	*96.1*					*30.0-143*	*08/02/2025 12:20*	WG2568278
(T) Yttrium	*93.6*					*30.0-136*	*08/02/2025 12:20*	WG2568278

Radiochemistry by Method Calculation

Analyte	Result pCi/l	Qualifier	Uncertainty + / -	MDA pCi/l	Analysis Date date / time	Batch
Combined Radium	0.321	U	0.550	0.933	08/05/2025 00:47	WG2570978

Radiochemistry by Method SM7500Ra B M

Analyte	Result pCi/l	Qualifier	2 sigma CE + / -	TPU + / -	MDA pCi/l	Lc pCi/l	Analysis Date date / time	Batch
RADIUM-226	0.196		0.165	0.270	0.156	0.0273	08/05/2025 00:47	WG2570978
(T) Barium-133	*113*					*30.0-143*	*08/05/2025 00:47*	WG2570978

QUALITY CONTROL SUMMARY

L1879696-01

Radiochemistry by Method 904/9320

Method Blank (MB)

(MB) R4254000-1 08/02/25 12:20

Analyte	MB Result pCi/l	MB Qualifier	MB 2 sigma CE + / -	MB MDA pCi/l	MB Lc pCi/l
Radium-228	-0.0782	U	0.295	0.530	0.168
(T) Barium	*109*		*109*		
(T) Yttrium	*88.3*		*88.3*		

L1879696-01 Original Sample (OS) • Duplicate (DUP)

(OS) L1879696-01 08/02/25 12:20 • (DUP) R4254000-5 08/02/25 12:20

Analyte	Original Result pCi/l	Original 2 sigma CE + / -	Original MDA pCi/l	Original Lc pCi/l	DUP Result pCi/l	DUP 2 sigma CE + / -	DUP MDA pCi/l	DUP Lc pCi/l	DUP RPD %	DUP RER	DUP Qualifier	DUP RPD Limits %	DUP RER Limit
Radium-228	0.125	0.525	0.920	0.290	1.46	1.27	2.10	0.673	168	0.971	J	20	3
(T) Barium	*96.1*				*114*	*114*							
(T) Yttrium	*93.6*				*88.6*	*88.6*							

Laboratory Control Sample (LCS)

(LCS) R4254000-2 08/02/25 12:20

Analyte	Spike Amount pCi/l	LCS Result pCi/l	LCS Rec. %	Rec. Limits %	LCS Qualifier
Radium-228	5.00	5.59	112	80.0-120	
(T) Barium			*104*		
(T) Yttrium			*89.0*		

L1882615-25 Original Sample (OS) • Matrix Spike (MS) • Matrix Spike Duplicate (MSD)

(OS) L1882615-25 08/02/25 12:20 • (MS) R4254000-3 08/02/25 12:20 • (MSD) R4254000-4 08/02/25 12:20

Analyte	Spike Amount pCi/l	Original Result pCi/l	MS Result pCi/l	MSD Result pCi/l	MS Rec. %	MSD Rec. %	Dilution	Rec. Limits %	MS Qualifier	MSD Qualifier	RPD %	MS RER	RPD Limits %
Radium-228	16.7	0.628	18.2	20.3	105	118	1	70.0-130			11.1		20
(T) Barium		*102*			*105*	*96.2*							
(T) Yttrium		*110*			*93.2*	*91.0*							

QUALITY CONTROL SUMMARY

L1879696-01

Radiochemistry by Method SM7500Ra B M

Method Blank (MB)

(MB) R4255493-1 08/05/25 00:47

Analyte	MB Result pCi/l	MB Qualifier	MB 2 sigma CE + / -	MB MDA pCi/l	MB Lc pCi/l
Radium-226	0.00194	U	0.0258	0.0483	0.0184
(T) Barium-133	*108*		*108*		

L1880080-02 Original Sample (OS) • Duplicate (DUP)

(OS) L1880080-02 08/05/25 00:47 • (DUP) R4255493-5 08/05/25 00:47

Analyte	Original Result pCi/l	Original 2 sigma CE + / -	Original MDA pCi/l	Original Lc pCi/l	DUP Result pCi/l	DUP 2 sigma CE + / -	DUP MDA pCi/l	DUP Lc pCi/l	DUP RPD %	DUP RER	DUP Qualifier	DUP RPD Limits %	DUP RER Limit
Radium-226	-0.0741	0.230	0.427	0.163	-0.0325	0.0711	0.253	0.0656	0.000	0.173	U	20	3
(T) Barium-133	*110*				*113*	*113*							

Laboratory Control Sample (LCS)

(LCS) R4255493-2 08/05/25 00:47

Analyte	Spike Amount pCi/l	LCS Result pCi/l	LCS Rec. %	Rec. Limits %	LCS Qualifier
Radium-226	5.00	5.04	101	80.0-120	
(T) Barium-133			*104*		

L1879698-01 Original Sample (OS) • Matrix Spike (MS) • Matrix Spike Duplicate (MSD)

(OS) L1879698-01 08/05/25 00:47 • (MS) R4255493-3 08/05/25 00:47 • (MSD) R4255493-4 08/05/25 00:47

Analyte	Spike Amount pCi/l	Original Result pCi/l	MS Result pCi/l	MSD Result pCi/l	MS Rec. %	MSD Rec. %	Dilution	Rec. Limits %	MS Qualifier	MSD Qualifier	RPD %	MS RER	RPD Limits %
Radium-226	20.0	0.465	19.7	18.1	96.1	88.3	1	75.0-125			8.20		20
(T) Barium-133		*93.8*			*107*	*104*							

GLOSSARY OF TERMS

Guide to Reading and Understanding Your Laboratory Report

The information below is designed to better explain the various terms used in your report of analytical results from the Laboratory. This is not intended as a comprehensive explanation, and if you have additional questions please contact your project representative.

Results Disclaimer - Information that may be provided by the customer, and contained within this report, include Permit Limits, Project Name, Sample ID, Sample Matrix, Sample Preservation, Field Blanks, Field Spikes, Field Duplicates, On-Site Data, Sampling Collection Dates/Times, and Sampling Location. Results relate to the accuracy of this information provided, and as the samples are received.

Abbreviations and Definitions

MDA	Minimum Detectable Activity.
Rec.	Recovery.
RER	Replicate Error Ratio.
TPU	Total Propagated Uncertainty reported at 2 sigma (counting error plus all measurable variables).
Lc	Decision Level or Critical Level. DOE required Detection limit at a 68% confidence level.
RPD	Relative Percent Difference.
SDG	Sample Delivery Group.
(T)	Tracer - A radioisotope of known concentration added to a solution of chemically equivalent radioisotopes at a known concentration to assist in monitoring the yield of the chemical separation.
Analyte	The name of the particular compound or analysis performed. Some Analyses and Methods will have multiple analytes reported.
Dilution	If the sample matrix contains an interfering material, the sample preparation volume or weight values differ from the standard, or if concentrations of analytes in the sample are higher than the highest limit of concentration that the laboratory can accurately report, the sample may be diluted for analysis. If a value different than 1 is used in this field, the result reported has already been corrected for this factor.
Limits	These are the target % recovery ranges or % difference value that the laboratory has historically determined as normal for the method and analyte being reported. Successful QC Sample analysis will target all analytes recovered or duplicated within these ranges.
Original Sample	The non-spiked sample in the prep batch used to determine the Relative Percent Difference (RPD) from a quality control sample. The Original Sample may not be included within the reported SDG.
Qualifier	This column provides a letter and/or number designation that corresponds to additional information concerning the result reported. If a Qualifier is present, a definition per Qualifier is provided within the Glossary and Definitions page and potentially a discussion of possible implications of the Qualifier in the Case Narrative if applicable.
Result	The actual analytical final result (corrected for any sample specific characteristics) reported for your sample. If there was no measurable result returned for a specific analyte, the result in this column may state “ND” (Not Detected) or “BDL” (Below Detectable Levels). The information in the results column should always be accompanied by either an MDL (Method Detection Limit) or RDL (Reporting Detection Limit) that defines the lowest value that the laboratory could detect or report for this analyte.
Uncertainty (Radiochemistry)	Confidence level of 2 sigma.
U (Radiochemistry)	Result + Error < MDA.
J (Radiochemistry)	Result < MDA; Result + Error > MDA.
Case Narrative (Cn)	A brief discussion about the included sample results, including a discussion of any non-conformances to protocol observed either at sample receipt by the laboratory from the field or during the analytical process. If present, there will be a section in the Case Narrative to discuss the meaning of any data qualifiers used in the report.
Quality Control Summary (Qc)	This section of the report includes the results of the laboratory quality control analyses required by procedure or analytical methods to assist in evaluating the validity of the results reported for your samples. These analyses are not being performed on your samples typically, but on laboratory generated material.
Sample Chain of Custody (Sc)	This is the document created in the field when your samples were initially collected. This is used to verify the time and date of collection, the person collecting the samples, and the analyses that the laboratory is requested to perform. This chain of custody also documents all persons (excluding commercial shippers) that have had control or possession of the samples from the time of collection until delivery to the laboratory for analysis.
Sample Results (Sr)	This section of your report will provide the results of all testing performed on your samples. These results are provided by sample ID and are separated by the analyses performed on each sample. The header line of each analysis section for each sample will provide the name and method number for the analysis reported.
Sample Summary (Ss)	This section of the Analytical Report defines the specific analyses performed for each sample ID, including the dates and times of preparation and/or analysis.

Qualifier	Description
J	The identification of the analyte is acceptable; the reported value is an estimate.
U	Below Detectable Limits: Indicates that the analyte was not detected.

ACCREDITATIONS & LOCATIONS

Pace Analytical National 12065 Lebanon Rd Mount Juliet, TN 37122

Alabama	40660	Nebraska	NE-OS-15-05
Alaska	17-026	Nevada	TN000032021-1
Arizona	AZ0612	New Hampshire	2975
Arkansas	88-0469	New Jersey–NELAP	TN002
California	2932	New Mexico [1]	TN00003
Colorado	TN00003	New York	11742
Connecticut	PH-0197	North Carolina	Env375
Florida	E87487	North Carolina [1]	DW21704
Georgia	NELAP	North Carolina [3]	41
Georgia [1]	923	North Dakota	R-140
Idaho	TN00003	Ohio–VAP	CL0069
Illinois	200008	Oklahoma	9915
Indiana	C-TN-01	Oregon	TN200002
Iowa	364	Pennsylvania	68-02979
Kansas	E-10277	Rhode Island	LAO000356
Kentucky [1 6]	KY90010	South Carolina	84004002
Kentucky [2]	16	South Dakota	n/a
Louisiana	AI30792	Tennessee [1 4]	2006
Louisiana	LA018	Texas	T104704245-20-18
Maine	TN00003	Texas [5]	LAB0152
Maryland	324	Utah	TN000032021-11
Massachusetts	M-TN003	Vermont	VT2006
Michigan	9958	Virginia	110033
Minnesota	047-999-395	Washington	C847
Mississippi	TN00003	West Virginia	233
Missouri	340	Wisconsin	998093910
Montana	CERT0086	Wyoming	A2LA
A2LA – ISO 17025	1461.01	AIHA-LAP,LLC EMLAP	100789
A2LA – ISO 17025 [5]	1461.02	DOD	1461.01
Canada	1461.01	USDA	P330-15-00234
EPA–Crypto	TN00003		

[1] Drinking Water [2] Underground Storage Tanks [3] Aquatic Toxicity [4] Chemical/Microbiological [5] Mold [6] Wastewater n/a Accreditation not applicable

* Not all certifications held by the laboratory are applicable to the results reported in the attached report.

* Accreditation is only applicable to the test methods specified on each scope of accreditation held by Pace Analytical.

SUBCONTRACT ORDER
Transfer Chain of Custody

C046

Pace Analytical Services, LLC

IG02876

89

SENDING LABORATORY

PDC Laboratories, Inc.
2231 W Altorfer Dr
Peoria, IL 61615
(800) 752-6651

RECEIVING LABORATORY

Pace Analytical - Mt Juliet, Tn
12065 Lebanon Rd
Mt Juliet, TN 37122
(615) 758-5858

0187246016

Sample: IG02876-01
Name: G02S

Sampled: 07/15/25 15:30
Matrix: Ground Water
Preservative: HNO3, pH <2

Analysis	Due	Expires	Comments
01-Radium 226/228 combined	07/28/25 16:00	01/11/26 15:30	-01

TGA9 AMB 8:28 5432 2511

Sample Receipt Checklist

COC Seal Present/Intact:	__Y__N X NP	If Applicable	
COC Signed/Accurate:	X Y__N	VOA Zero Headspace:	__Y__N
Bottles arrive intact:	X Y__N	Pres. Correct/Check:	__Y__N
Correct bottles used:	X Y__N		
Sufficient volume sent:	X Y__N	Condition: ___NCF	___OK
RA Screen <0.5 mR/hr:	X Y__N	Container: 1	

Please email results to Diane Billings at diane.billings@pacelabs.com

Date Shipped: 7/17/25 Total # of Containers: 1 Sample Origin (State): IL PO #: _____

Turn-Around Time Requested ☐ NORMAL ☐ RUSH Date Results Needed: _____

Relinquished By	Date/Time	Received By	Date/Time
[signature]	7/17/25 0735	[signature]	07/18/2025 0900

Relinquished By	Date/Time	Received By	Date/Time

Sample Temperature Upon Receipt	_____ °C
Sample(s) Received on Ice	Y or N
Proper Bottles Received in Good Condition	Y or N
Bottles Filled with Adequate Volume	Y or N
Samples Received Within Hold Time	Y or N
Date/Time Taken From Sample Bottle	Y or N

[redacted]

ANALYTICAL REPORT

August 15, 2025

Revised Report

1 Cp
2 Tc
3 Ss
4 Cn
5 Sr
6 Qc
7 Gl
8 Al
9 Sc

Pace IR - Peoria, IL

Sample Delivery Group:	L1880080
Samples Received:	07/19/2025
Project Number:	IG03238
Description:	IG03238
Report To:	Diane Billings 2231 W. Altorfer Drive Peoria, IL 61615

Entire Report Reviewed By:

Ashley N Pullium
Project Manager

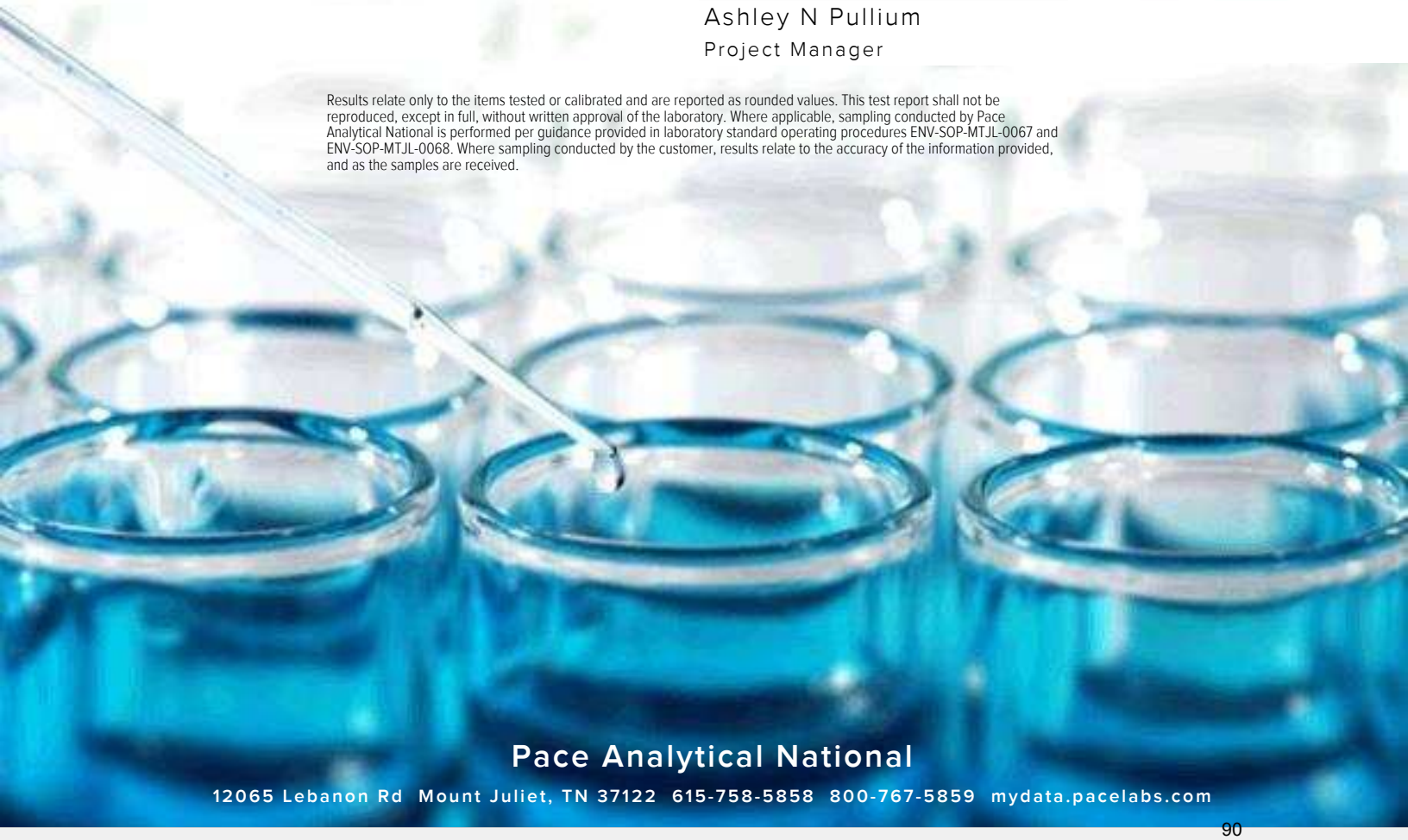

Pace Analytical National
12065 Lebanon Rd Mount Juliet, TN 37122 615-758-5858 800-767-5859 mydata.pacelabs.com

TABLE OF CONTENTS

SAMPLE SUMMARY

BA05 L1880080-01

Collected by	Collected date/time	Received date/time
	07/16/25 13:00	07/19/25 08:30

Method	Batch	Dilution	Preparation date/time	Analysis date/time	Analyst	Location
Radiochemistry by Method 904/9320	WG2569978	1	07/31/25 07:53	08/04/25 21:53	DDD	Mt. Juliet, TN
Radiochemistry by Method Calculation	WG2570978	1	08/01/25 11:42	08/05/25 00:47	ZRG	Mt. Juliet, TN
Radiochemistry by Method SM7500Ra B M	WG2570978	1	08/01/25 11:42	08/05/25 00:47	ZRG	Mt. Juliet, TN

G60L L1880080-02

Collected by	Collected date/time	Received date/time
	07/16/25 13:20	07/19/25 08:30

Method	Batch	Dilution	Preparation date/time	Analysis date/time	Analyst	Location
Radiochemistry by Method 904/9320	WG2569978	1	07/31/25 07:53	08/04/25 21:53	DDD	Mt. Juliet, TN
Radiochemistry by Method Calculation	WG2570978	1	08/01/25 11:42	08/05/25 00:47	ZRG	Mt. Juliet, TN
Radiochemistry by Method SM7500Ra B M	WG2570978	1	08/01/25 11:42	08/05/25 00:47	ZRG	Mt. Juliet, TN

G60S L1880080-03

Collected by	Collected date/time	Received date/time
	07/16/25 14:26	07/19/25 08:30

Method	Batch	Dilution	Preparation date/time	Analysis date/time	Analyst	Location
Radiochemistry by Method 904/9320	WG2569978	1	07/31/25 07:53	08/04/25 21:53	DDD	Mt. Juliet, TN
Radiochemistry by Method Calculation	WG2571051	1	08/02/25 11:22	08/05/25 19:00	ZRG	Mt. Juliet, TN
Radiochemistry by Method SM7500Ra B M	WG2571051	1	08/02/25 11:22	08/05/25 19:00	ZRG	Mt. Juliet, TN

CASE NARRATIVE

All sample aliquots were received at the correct temperature, in the proper containers, with the appropriate preservatives, and within method specified holding times, unless qualified or notated within the report. Where applicable, all MDL (LOD) and RDL (LOQ) values reported for environmental samples have been corrected for the dilution factor used in the analysis. All radiochemical sample results for solids are reported on a dry weight basis with the exception of tritium, carbon-14 and radon, unless wet weight was requested by the client. All Method and Batch Quality Control are within established criteria except where addressed in this case narrative, a non-conformance form or properly qualified within the sample results. By my digital signature below, I affirm to the best of my knowledge, all problems/anomalies observed by the laboratory as having the potential to affect the quality of the data have been identified by the laboratory, and no information or data have been knowingly withheld that would affect the quality of the data.

Ashley N Pullium
Project Manager

Report Revision History

Level II Report - Version 1: 08/07/25 17:27

Project Narrative

Updated collection time AP

BA05 SAMPLE RESULTS - 01

Collected date/time: 07/16/25 13:00 L1880080

Radiochemistry by Method 904/9320

Analyte	Result pCi/l	Qualifier	2 sigma CE + / -	TPU + / -	MDA pCi/l	Lc pCi/l	Analysis Date date / time	Batch
RADIUM-228	1.57		0.909	0.965	1.47	0.463	08/04/2025 21:53	WG2569978
(T) Barium	*76.4*					*30.0-143*	*08/04/2025 21:53*	WG2569978
(T) Yttrium	*88.6*					*30.0-136*	*08/04/2025 21:53*	WG2569978

Radiochemistry by Method Calculation

Analyte	Result pCi/l	Qualifier	Uncertainty + / -	MDA pCi/l	Analysis Date date / time	Batch
Combined Radium	1.97		0.941	1.48	08/05/2025 00:47	WG2570978

Radiochemistry by Method SM7500Ra B M

Analyte	Result pCi/l	Qualifier	2 sigma CE + / -	TPU + / -	MDA pCi/l	Lc pCi/l	Analysis Date date / time	Batch
RADIUM-226	0.408		0.243	0.398	0.208	0.0541	08/05/2025 00:47	WG2570978
(T) Barium-133	*105*					*30.0-143*	*08/05/2025 00:47*	WG2570978

G601 SAMPLE RESULTS - 02

Collected date/time: 07/16/25 13:20 L1880080

Radiochemistry by Method 904/9320

Analyte	Result pCi/l	Qualifier	2 sigma CE + / -	TPU + / -	MDA pCi/l	Lc pCi/l	Analysis Date date / time	Batch
RADIUM-228	0.880	J	0.761	0.805	1.26	0.399	08/04/2025 21:53	WG2569978
(T) Barium	*87.9*					*30.0-143*	*08/04/2025 21:53*	WG2569978
(T) Yttrium	*97.7*					*30.0-136*	*08/04/2025 21:53*	WG2569978

Radiochemistry by Method Calculation

Analyte	Result pCi/l	Qualifier	Uncertainty + / -	MDA pCi/l	Analysis Date date / time	Batch
Combined Radium	0.880	J	0.795	1.33	08/05/2025 00:47	WG2570978

Radiochemistry by Method SM7500Ra B M

Analyte	Result pCi/l	Qualifier	2 sigma CE + / -	TPU + / -	MDA pCi/l	Lc pCi/l	Analysis Date date / time	Batch
RADIUM-226	-0.0741	U	0.230	0.296	0.427	0.163	08/05/2025 00:47	WG2570978
(T) Barium-133	*110*					*30.0-143*	*08/05/2025 00:47*	WG2570978

Radiochemistry by Method 904/9320

Analyte	Result pCi/l	Qualifier	2 sigma CE + / -	TPU + / -	MDA pCi/l	Lc pCi/l	Analysis Date date / time	Batch
RADIUM-228	1.13	J	0.901	0.950	1.49	0.473	08/04/2025 21:53	WG2569978
(T) Barium	*86.1*					*30.0-143*	*08/04/2025 21:53*	WG2569978
(T) Yttrium	*92.8*					*30.0-136*	*08/04/2025 21:53*	WG2569978

Radiochemistry by Method Calculation

Analyte	Result pCi/l	Qualifier	Uncertainty + / -	MDA pCi/l	Analysis Date date / time	Batch
Combined Radium	1.34	J	0.925	1.51	08/05/2025 19:00	WG2571051

Radiochemistry by Method SM7500Ra B M

Analyte	Result pCi/l	Qualifier	2 sigma CE + / -	TPU + / -	MDA pCi/l	Lc pCi/l	Analysis Date date / time	Batch
RADIUM-226	0.218	J	0.211	0.330	0.261	0.0743	08/05/2025 19:00	WG2571051
(T) Barium-133	*110*					*30.0-143*	*08/05/2025 19:00*	WG2571051

QUALITY CONTROL SUMMARY

L1880080-01,02,03

Radiochemistry by Method 904/9320

Method Blank (MB)

(MB) R4254498-1 08/04/25 21:53

Analyte	MB Result pCi/l	MB Qualifier	MB 2 sigma CE + / -	MB MDA pCi/l	MB Lc pCi/l
Radium-228	0.279	J	0.327	0.551	0.173
(T) Barium	*98.9*		*98.9*		
(T) Yttrium	*86.5*		*86.5*		

L1880080-02 Original Sample (OS) • Duplicate (DUP)

(OS) L1880080-02 08/04/25 21:53 • (DUP) R4254498-5 08/04/25 21:53

Analyte	Original Result pCi/l	Original 2 sigma CE + / -	Original MDA pCi/l	Original Lc pCi/l	DUP Result pCi/l	DUP 2 sigma CE + / -	DUP MDA pCi/l	DUP Lc pCi/l	DUP RPD %	DUP RER	DUP Qualifier	DUP RPD Limits %	DUP RER Limit
Radium-228	0.880	0.761	1.26	0.399	2.95	1.45	2.32	0.734	108	1.26		20	3
(T) Barium	*87.9*				*95.9*	*95.9*							
(T) Yttrium	*97.7*				*84.2*	*84.2*							

Laboratory Control Sample (LCS)

(LCS) R4254498-2 08/04/25 21:53

Analyte	Spike Amount pCi/l	LCS Result pCi/l	LCS Rec. %	Rec. Limits %	LCS Qualifier
Radium-228	5.00	5.95	119	80.0-120	
(T) Barium			*100*		
(T) Yttrium			*95.0*		

L1883279-18 Original Sample (OS) • Matrix Spike (MS) • Matrix Spike Duplicate (MSD)

(OS) L1883279-18 08/04/25 21:53 • (MS) R4254498-3 08/04/25 21:53 • (MSD) R4254498-4 08/04/25 21:53

Analyte	Spike Amount pCi/l	Original Result pCi/l	MS Result pCi/l	MSD Result pCi/l	MS Rec. %	MSD Rec. %	Dilution	Rec. Limits %	MS Qualifier	MSD Qualifier	RPD %	MS RER	RPD Limits %
Radium-228	16.7	0.854	19.9	19.6	114	112	1	70.0-130			1.32		20
(T) Barium		*90.1*			*92.6*	*96.0*							
(T) Yttrium		*100*			*94.8*	*95.8*							

QUALITY CONTROL SUMMARY

L1880080-01,02

Radiochemistry by Method SM7500Ra B M

Method Blank (MB)

(MB) R4255493-1 08/05/25 00:47

Analyte	MB Result pCi/l	MB Qualifier	MB 2 sigma CE + / -	MB MDA pCi/l	MB Lc pCi/l
Radium-226	0.00194	U	0.0258	0.0483	0.0184
(T) Barium-133	*108*		*108*		

L1880080-02 Original Sample (OS) • Duplicate (DUP)

(OS) L1880080-02 08/05/25 00:47 • (DUP) R4255493-5 08/05/25 00:47

Analyte	Original Result pCi/l	Original 2 sigma CE + / -	Original MDA pCi/l	Original Lc pCi/l	DUP Result pCi/l	DUP 2 sigma CE + / -	DUP MDA pCi/l	DUP Lc pCi/l	DUP RPD %	DUP RER	DUP Qualifier	DUP RPD Limits %	DUP RER Limit
Radium-226	-0.0741	0.230	0.427	0.163	-0.0325	0.0711	0.253	0.0656	0.000	0.173	U	20	3
(T) Barium-133	*110*				*113*	*113*							

Laboratory Control Sample (LCS)

(LCS) R4255493-2 08/05/25 00:47

Analyte	Spike Amount pCi/l	LCS Result pCi/l	LCS Rec. %	Rec. Limits %	LCS Qualifier
Radium-226	5.00	5.04	101	80.0-120	
(T) Barium-133			*104*		

L1879698-01 Original Sample (OS) • Matrix Spike (MS) • Matrix Spike Duplicate (MSD)

(OS) L1879698-01 08/05/25 00:47 • (MS) R4255493-3 08/05/25 00:47 • (MSD) R4255493-4 08/05/25 00:47

Analyte	Spike Amount pCi/l	Original Result pCi/l	MS Result pCi/l	MSD Result pCi/l	MS Rec. %	MSD Rec. %	Dilution	Rec. Limits %	MS Qualifier	MSD Qualifier	RPD %	MS RER	RPD Limits %
Radium-226	20.0	0.465	19.7	18.1	96.1	88.3	1	75.0-125			8.20		20
(T) Barium-133		*93.8*			*107*	*104*							

QUALITY CONTROL SUMMARY

L1880080-03

Radiochemistry by Method GM7500Ra-B/M

Method Blank (MB)

(MB) R4254837-1 08/04/25 19:23

Analyte	MB Result pCi/l	MB Qualifier	MB 2 sigma CE + / -	MB MDA pCi/l	MB Lc pCi/l
Radium-226	0.00195	U	0.0373	0.0765	0.0237
(T) Barium-133	*106*		*106*		

L1880080-03 Original Sample (OS) • Duplicate (DUP)

(OS) L1880080-03 08/05/25 19:00 • (DUP) R4254837-5 08/04/25 19:23

Analyte	Original Result pCi/l	Original 2 sigma CE + / -	Original MDA pCi/l	Original Lc pCi/l	DUP Result pCi/l	DUP 2 sigma CE + / -	DUP MDA pCi/l	DUP Lc pCi/l	DUP RPD %	DUP RER	DUP Qualifier	DUP RPD Limits %	DUP RER Limit
Radium-226	0.218	0.211	0.261	0.0743	0.311	0.264	0.314	0.0993	35.2	0.275	J	20	3
(T) Barium-133	*110*				*110*	*110*							

Laboratory Control Sample (LCS)

(LCS) R4254837-2 08/04/25 19:23

Analyte	Spike Amount pCi/l	LCS Result pCi/l	LCS Rec. %	Rec. Limits %	LCS Qualifier
Radium-226	5.00	5.99	120	80.0-120	
(T) Barium-133			*110*		

L1882627-21 Original Sample (OS) • Matrix Spike (MS) • Matrix Spike Duplicate (MSD)

(OS) L1882627-21 08/05/25 19:00 • (MS) R4254837-3 08/04/25 19:23 • (MSD) R4254837-4 08/04/25 19:23

Analyte	Spike Amount pCi/l	Original Result pCi/l	MS Result pCi/l	MSD Result pCi/l	MS Rec. %	MSD Rec. %	Dilution	Rec. Limits %	MS Qualifier	MSD Qualifier	RPD %	MS RER	RPD Limits %
Radium-226	20.0	0.162	22.6	21.3	112	106	1	75.0-125			5.82		20
(T) Barium-133		*109*			*108*	*108*							

GLOSSARY OF TERMS

Guide to Reading and Understanding Your Laboratory Report

The information below is designed to better explain the various terms used in your report of analytical results from the Laboratory. This is not intended as a comprehensive explanation, and if you have additional questions please contact your project representative.

Results Disclaimer - Information that may be provided by the customer, and contained within this report, include Permit Limits, Project Name, Sample ID, Sample Matrix, Sample Preservation, Field Blanks, Field Spikes, Field Duplicates, On-Site Data, Sampling Collection Dates/Times, and Sampling Location. Results relate to the accuracy of this information provided, and as the samples are received.

Abbreviations and Definitions

MDA	Minimum Detectable Activity.
Rec.	Recovery.
RER	Replicate Error Ratio.
TPU	Total Propagated Uncertainty reported at 2 sigma (counting error plus all measurable variables).
Lc	Decision Level or Critical Level. DOE required Detection limit at a 68% confidence level.
RPD	Relative Percent Difference.
SDG	Sample Delivery Group.
(T)	Tracer - A radioisotope of known concentration added to a solution of chemically equivalent radioisotopes at a known concentration to assist in monitoring the yield of the chemical separation.
Analyte	The name of the particular compound or analysis performed. Some Analyses and Methods will have multiple analytes reported.
Dilution	If the sample matrix contains an interfering material, the sample preparation volume or weight values differ from the standard, or if concentrations of analytes in the sample are higher than the highest limit of concentration that the laboratory can accurately report, the sample may be diluted for analysis. If a value different than 1 is used in this field, the result reported has already been corrected for this factor.
Limits	These are the target % recovery ranges or % difference value that the laboratory has historically determined as normal for the method and analyte being reported. Successful QC Sample analysis will target all analytes recovered or duplicated within these ranges.
Original Sample	The non-spiked sample in the prep batch used to determine the Relative Percent Difference (RPD) from a quality control sample. The Original Sample may not be included within the reported SDG.
Qualifier	This column provides a letter and/or number designation that corresponds to additional information concerning the result reported. If a Qualifier is present, a definition per Qualifier is provided within the Glossary and Definitions page and potentially a discussion of possible implications of the Qualifier in the Case Narrative if applicable.
Result	The actual analytical final result (corrected for any sample specific characteristics) reported for your sample. If there was no measurable result returned for a specific analyte, the result in this column may state “ND” (Not Detected) or “BDL” (Below Detectable Levels). The information in the results column should always be accompanied by either an MDL (Method Detection Limit) or RDL (Reporting Detection Limit) that defines the lowest value that the laboratory could detect or report for this analyte.
Uncertainty (Radiochemistry)	Confidence level of 2 sigma.
U (Radiochemistry)	Result + Error < MDA.
J (Radiochemistry)	Result < MDA; Result + Error > MDA.
Case Narrative (Cn)	A brief discussion about the included sample results, including a discussion of any non-conformances to protocol observed either at sample receipt by the laboratory from the field or during the analytical process. If present, there will be a section in the Case Narrative to discuss the meaning of any data qualifiers used in the report.
Quality Control Summary (Qc)	This section of the report includes the results of the laboratory quality control analyses required by procedure or analytical methods to assist in evaluating the validity of the results reported for your samples. These analyses are not being performed on your samples typically, but on laboratory generated material.
Sample Chain of Custody (Sc)	This is the document created in the field when your samples were initially collected. This is used to verify the time and date of collection, the person collecting the samples, and the analyses that the laboratory is requested to perform. This chain of custody also documents all persons (excluding commercial shippers) that have had control or possession of the samples from the time of collection until delivery to the laboratory for analysis.
Sample Results (Sr)	This section of your report will provide the results of all testing performed on your samples. These results are provided by sample ID and are separated by the analyses performed on each sample. The header line of each analysis section for each sample will provide the name and method number for the analysis reported.
Sample Summary (Ss)	This section of the Analytical Report defines the specific analyses performed for each sample ID, including the dates and times of preparation and/or analysis.

Qualifier	Description
J	The identification of the analyte is acceptable; the reported value is an estimate.
U	Below Detectable Limits: Indicates that the analyte was not detected.

ACCREDITATIONS & LOCATIONS

Pace Analytical National 12065 Lebanon Rd Mount Juliet, TN 37122

Alabama	40660	Nebraska	NE-OS-15-05
Alaska	17-026	Nevada	TN000032021-1
Arizona	AZ0612	New Hampshire	2975
Arkansas	88-0469	New Jersey–NELAP	TN002
California	2932	New Mexico [1]	TN00003
Colorado	TN00003	New York	11742
Connecticut	PH-0197	North Carolina	Env375
Florida	E87487	North Carolina [1]	DW21704
Georgia	NELAP	North Carolina [3]	41
Georgia [1]	923	North Dakota	R-140
Idaho	TN00003	Ohio–VAP	CL0069
Illinois	200008	Oklahoma	9915
Indiana	C-TN-01	Oregon	TN200002
Iowa	364	Pennsylvania	68-02979
Kansas	E-10277	Rhode Island	LAO000356
Kentucky [1 6]	KY90010	South Carolina	84004002
Kentucky [2]	16	South Dakota	n/a
Louisiana	AI30792	Tennessee [1 4]	2006
Louisiana	LA018	Texas	T104704245-20-18
Maine	TN00003	Texas [5]	LAB0152
Maryland	324	Utah	TN000032021-11
Massachusetts	M-TN003	Vermont	VT2006
Michigan	9958	Virginia	110033
Minnesota	047-999-395	Washington	C847
Mississippi	TN00003	West Virginia	233
Missouri	340	Wisconsin	998093910
Montana	CERT0086	Wyoming	A2LA
A2LA – ISO 17025	1461.01	AIHA-LAP,LLC EMLAP	100789
A2LA – ISO 17025 [5]	1461.02	DOD	1461.01
Canada	1461.01	USDA	P330-15-00234
EPA–Crypto	TN00003		

[1] Drinking Water [2] Underground Storage Tanks [3] Aquatic Toxicity [4] Chemical/Microbiological [5] Mold [6] Wastewater n/a Accreditation not applicable

* Not all certifications held by the laboratory are applicable to the results reported in the attached report.

* Accreditation is only applicable to the test methods specified on each scope of accreditation held by Pace Analytical.

SUBCONTRACT ORDER
Transfer Chain of Custody

Pace Analytical Services, LLC

IG03238

K003

SENDING LABORATORY

PDC Laboratories, Inc.
2231 W Altorfer Dr
Peoria, IL 61615
(800) 752-6651

RECEIVING LABORATORY

Pace Analytical - Mt Juliet, Tn
12065 Lebanon Rd
Mt Juliet, TN 37122
(615) 758-5858

L886080

Sample: IG03238-01
Name: BA05

Sampled: 07/16/25 13:00
Matrix: Ground Water
Preservative: HNO3, pH <2

Analysis	Due	Expires	Comments
01-Radium 226/228 combined	07/29/25 16:00	01/12/26 13:00	-01

Sample: IG03238-02
Name: G60L

Sampled: 07/16/25 ~~11:40~~ 1320 7/22/25 dd
Matrix: Ground Water
Preservative: HNO3, pH <2

Analysis	Due	Expires	Comments
01-Radium 226/228 combined	07/29/25 16:00	01/12/26 11:40	-02

Sample: IG03238-03
Name: G60S

Sampled: 07/16/25 14:26
Matrix: Ground Water
Preservative: HNO3, pH <2

Analysis	Due	Expires	Comments
01-Radium 226/228 combined	07/29/25 16:00	01/12/26 14:26	-03

TLA9 Amb TRK: 8828 8980 5517

Sample Receipt Checklist

COC Seal Present/Intact:	Y__N__NP	If Applicable	
COC Signed/Accurate:	Y__N	VOA Zero Headspace:	__Y__N
Bottles arrive intact:	Y__N	Pres. Correct/Check:	__Y__N
Correct bottles used:	Y__N		
Sufficient volume sent:	Y__N	Condition: ___NCF	___OK
RA Screen <0.5 mR/hr:	Y__N		

Count = 4

Please email results to Diane Billings at diane.billings@pacelabs.com

Date Shipped: 7/18/25 Total # of Containers: 3 Sample Origin (State): IL PO #: _____

Turn-Around Time Requested ☐ NORMAL ☐ RUSH Date Results Needed: _____

Relinquished By	Date/Time	Received By	Date/Time
[signature]	7/18/25 1040	[signature]	7/19/25 8:30am

Sample Temperature Upon Receipt	____ °C
Sample(s) Received on Ice	Y or N
Proper Bottles Received in Good Condition	Y or N
Bottles Filled with Adequate Volume	Y or N
Samples Received Within Hold Time	Y or N
Date/Time Taken From Sample Bottle	Y or N

PH – 10BDH2631
TRC – 4072A72

ANALYTICAL REPORT

August 07, 2025

1 Cp
2 Tc
3 Ss
4 Cn
5 Sr
6 Qc
7 Gl
8 Al
9 Sc

Pace IR - Peoria, IL

Sample Delivery Group:	L1880681
Samples Received:	07/19/2025
Project Number:	IG03238
Description:	IG03484
Report To:	Diane Billings 2231 W. Altorfer Drive Peoria, IL 61615

Entire Report Reviewed By:

Ashley N Pullium
Project Manager

Results relate only to the items tested or calibrated and are reported as rounded values. This test report shall not be reproduced, except in full, without written approval of the laboratory. Where applicable, sampling conducted by Pace Analytical National is performed per guidance provided in laboratory standard operating procedures ENV-SOP-MTJL-0067 and ENV-SOP-MTJL-0068. Where sampling conducted by the customer, results relate to the accuracy of the information provided, and as the samples are received.

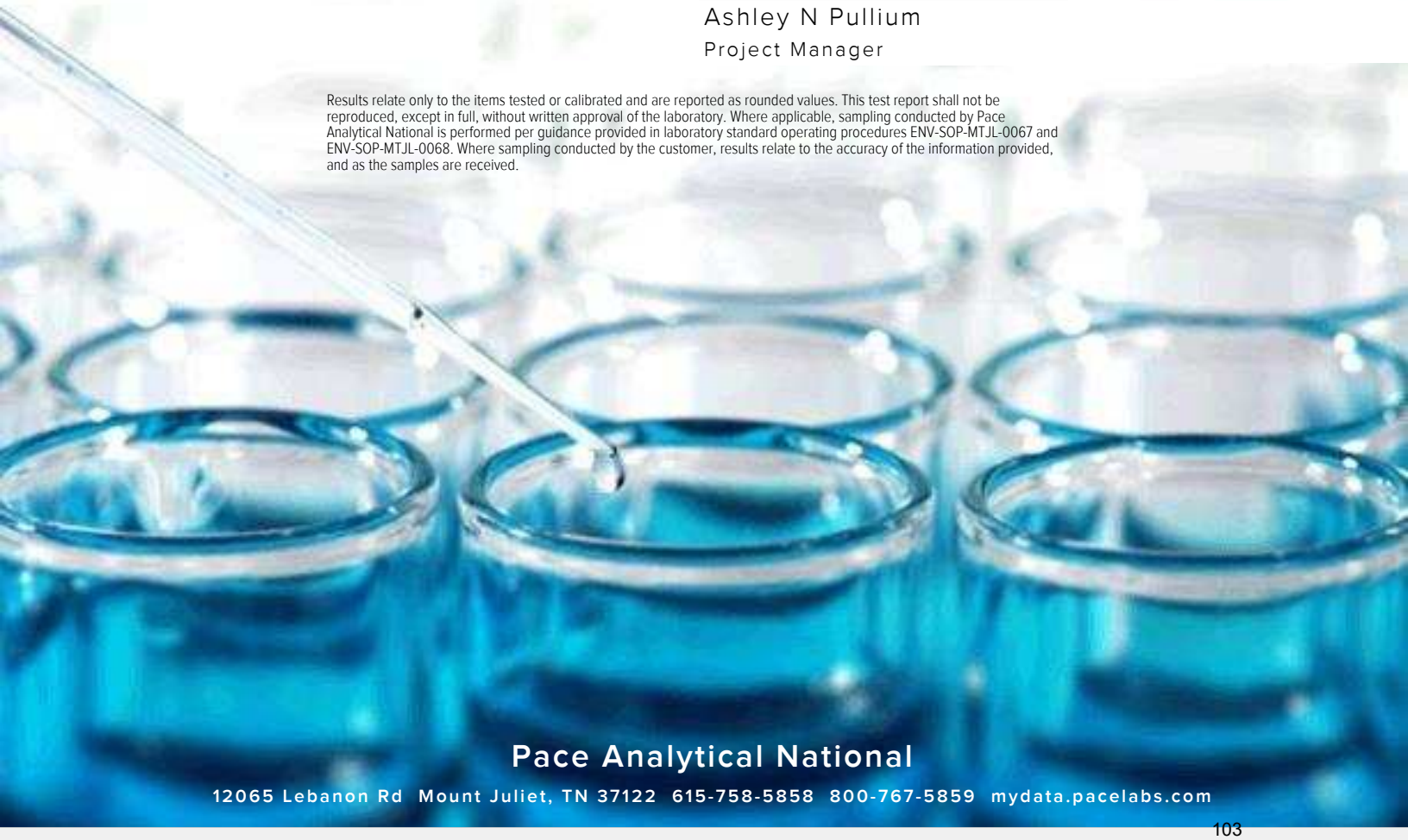

Pace Analytical National
12065 Lebanon Rd Mount Juliet, TN 37122 615-758-5858 800-767-5859 mydata.pacelabs.com

TABLE OF CONTENTS

SAMPLE SUMMARY

	Collected by	Collected date/time	Received date/time
G61S L1880681-01		07/17/25 11:32	07/19/25 08:30

Method	Batch	Dilution	Preparation date/time	Analysis date/time	Analyst	Location
Radiochemistry by Method 904/9320	WG2569978	1	07/31/25 07:53	08/04/25 21:53	DDD	Mt. Juliet, TN
Radiochemistry by Method Calculation	WG2571051	1	08/02/25 11:22	08/05/25 19:00	ZRG	Mt. Juliet, TN
Radiochemistry by Method SM7500Ra B M	WG2571051	1	08/02/25 11:22	08/05/25 19:00	ZRG	Mt. Juliet, TN

CASE NARRATIVE

All sample aliquots were received at the correct temperature, in the proper containers, with the appropriate preservatives, and within method specified holding times, unless qualified or notated within the report. Where applicable, all MDL (LOD) and RDL (LOQ) values reported for environmental samples have been corrected for the dilution factor used in the analysis. All radiochemical sample results for solids are reported on a dry weight basis with the exception of tritium, carbon-14 and radon, unless wet weight was requested by the client. All Method and Batch Quality Control are within established criteria except where addressed in this case narrative, a non-conformance form or properly qualified within the sample results. By my digital signature below, I affirm to the best of my knowledge, all problems/anomalies observed by the laboratory as having the potential to affect the quality of the data have been identified by the laboratory, and no information or data have been knowingly withheld that would affect the quality of the data.

Ashley N Pullium
Project Manager

Radiochemistry by Method 904/9320

Analyte	Result pCi/l	Qualifier	2 sigma CE + / -	TPU + / -	MDA pCi/l	Lc pCi/l	Analysis Date date / time	Batch
RADIUM-228	1.33	J	0.852	0.907	1.39	0.438	08/04/2025 21:53	WG2569978
(T) Barium	*86.2*					*30.0-143*	*08/04/2025 21:53*	WG2569978
(T) Yttrium	*93.5*					*30.0-136*	*08/04/2025 21:53*	WG2569978

Radiochemistry by Method Calculation

Analyte	Result pCi/l	Qualifier	Uncertainty + / -	MDA pCi/l	Analysis Date date / time	Batch
Combined Radium	1.62		0.879	1.40	08/05/2025 19:00	WG2571051

Radiochemistry by Method SM7500Ra B M

Analyte	Result pCi/l	Qualifier	2 sigma CE + / -	TPU + / -	MDA pCi/l	Lc pCi/l	Analysis Date date / time	Batch
RADIUM-226	0.299		0.215	0.356	0.177	0.0310	08/05/2025 19:00	WG2571051
(T) Barium-133	*108*					*30.0-143*	*08/05/2025 19:00*	WG2571051

QUALITY CONTROL SUMMARY

L1880681-01

Radiochemistry by Method 904/9320

Method Blank (MB)

(MB) R4254498-1 08/04/25 21:53

Analyte	MB Result pCi/l	MB Qualifier	MB 2 sigma CE + / -	MB MDA pCi/l	MB Lc pCi/l
Radium-228	0.279	J	0.327	0.551	0.173
(T) Barium	*98.9*		*98.9*		
(T) Yttrium	*86.5*		*86.5*		

L1880080-02 Original Sample (OS) • Duplicate (DUP)

(OS) L1880080-02 08/04/25 21:53 • (DUP) R4254498-5 08/04/25 21:53

Analyte	Original Result pCi/l	Original 2 sigma CE + / -	Original MDA pCi/l	Original Lc pCi/l	DUP Result pCi/l	DUP 2 sigma CE + / -	DUP MDA pCi/l	DUP Lc pCi/l	DUP RPD %	DUP RER	DUP Qualifier	DUP RPD Limits %	DUP RER Limit
Radium-228	0.880	0.761	1.26	0.399	2.95	1.45	2.32	0.734	108	1.26		20	3
(T) Barium	*87.9*				*95.9*	*95.9*							
(T) Yttrium	*97.7*				*84.2*	*84.2*							

Laboratory Control Sample (LCS)

(LCS) R4254498-2 08/04/25 21:53

Analyte	Spike Amount pCi/l	LCS Result pCi/l	LCS Rec. %	Rec. Limits %	LCS Qualifier
Radium-228	5.00	5.95	119	80.0-120	
(T) Barium			*100*		
(T) Yttrium			*95.0*		

L1883279-18 Original Sample (OS) • Matrix Spike (MS) • Matrix Spike Duplicate (MSD)

(OS) L1883279-18 08/04/25 21:53 • (MS) R4254498-3 08/04/25 21:53 • (MSD) R4254498-4 08/04/25 21:53

Analyte	Spike Amount pCi/l	Original Result pCi/l	MS Result pCi/l	MSD Result pCi/l	MS Rec. %	MSD Rec. %	Dilution	Rec. Limits %	MS Qualifier	MSD Qualifier	RPD %	MS RER	RPD Limits %
Radium-228	16.7	0.854	19.9	19.6	114	112	1	70.0-130			1.32		20
(T) Barium		*90.1*			*92.6*	*96.0*							
(T) Yttrium		*100*			*94.8*	*95.8*							

QUALITY CONTROL SUMMARY

L1880681-01

Radiochemistry by Method SM7500Ra B M

Method Blank (MB)

(MB) R4254837-1 08/04/25 19:23

Analyte	MB Result pCi/l	MB Qualifier	MB 2 sigma CE + / -	MB MDA pCi/l	MB Lc pCi/l
Radium-226	0.00195	U	0.0373	0.0765	0.0237
(T) Barium-133	*106*		*106*		

L1880080-03 Original Sample (OS) • Duplicate (DUP)

(OS) L1880080-03 08/05/25 19:00 • (DUP) R4254837-5 08/04/25 19:23

Analyte	Original Result pCi/l	Original 2 sigma CE + / -	Original MDA pCi/l	Original Lc pCi/l	DUP Result pCi/l	DUP 2 sigma CE + / -	DUP MDA pCi/l	DUP Lc pCi/l	DUP RPD %	DUP RER	DUP Qualifier	DUP RPD Limits %	DUP RER Limit
Radium-226	0.218	0.211	0.261	0.0743	0.311	0.264	0.314	0.0993	35.2	0.275	J	20	3
(T) Barium-133	*110*				*110*	*110*							

Laboratory Control Sample (LCS)

(LCS) R4254837-2 08/04/25 19:23

Analyte	Spike Amount pCi/l	LCS Result pCi/l	LCS Rec. %	Rec. Limits %	LCS Qualifier
Radium-226	5.00	5.99	120	80.0-120	
(T) Barium-133			*110*		

L1882627-21 Original Sample (OS) • Matrix Spike (MS) • Matrix Spike Duplicate (MSD)

(OS) L1882627-21 08/05/25 19:00 • (MS) R4254837-3 08/04/25 19:23 • (MSD) R4254837-4 08/04/25 19:23

Analyte	Spike Amount pCi/l	Original Result pCi/l	MS Result pCi/l	MSD Result pCi/l	MS Rec. %	MSD Rec. %	Dilution	Rec. Limits %	MS Qualifier	MSD Qualifier	RPD %	MS RER	RPD Limits %
Radium-226	20.0	0.162	22.6	21.3	112	106	1	75.0-125			5.82		20
(T) Barium-133		*109*			*108*	*108*							

GLOSSARY OF TERMS

Guide to Reading and Understanding Your Laboratory Report

The information below is designed to better explain the various terms used in your report of analytical results from the Laboratory. This is not intended as a comprehensive explanation, and if you have additional questions please contact your project representative.

Results Disclaimer - Information that may be provided by the customer, and contained within this report, include Permit Limits, Project Name, Sample ID, Sample Matrix, Sample Preservation, Field Blanks, Field Spikes, Field Duplicates, On-Site Data, Sampling Collection Dates/Times, and Sampling Location. Results relate to the accuracy of this information provided, and as the samples are received.

Abbreviations and Definitions

MDA	Minimum Detectable Activity.
Rec.	Recovery.
RER	Replicate Error Ratio.
TPU	Total Propagated Uncertainty reported at 2 sigma (counting error plus all measurable variables).
Lc	Decision Level or Critical Level. DOE required Detection limit at a 68% confidence level.
RPD	Relative Percent Difference.
SDG	Sample Delivery Group.
(T)	Tracer - A radioisotope of known concentration added to a solution of chemically equivalent radioisotopes at a known concentration to assist in monitoring the yield of the chemical separation.
Analyte	The name of the particular compound or analysis performed. Some Analyses and Methods will have multiple analytes reported.
Dilution	If the sample matrix contains an interfering material, the sample preparation volume or weight values differ from the standard, or if concentrations of analytes in the sample are higher than the highest limit of concentration that the laboratory can accurately report, the sample may be diluted for analysis. If a value different than 1 is used in this field, the result reported has already been corrected for this factor.
Limits	These are the target % recovery ranges or % difference value that the laboratory has historically determined as normal for the method and analyte being reported. Successful QC Sample analysis will target all analytes recovered or duplicated within these ranges.
Original Sample	The non-spiked sample in the prep batch used to determine the Relative Percent Difference (RPD) from a quality control sample. The Original Sample may not be included within the reported SDG.
Qualifier	This column provides a letter and/or number designation that corresponds to additional information concerning the result reported. If a Qualifier is present, a definition per Qualifier is provided within the Glossary and Definitions page and potentially a discussion of possible implications of the Qualifier in the Case Narrative if applicable.
Result	The actual analytical final result (corrected for any sample specific characteristics) reported for your sample. If there was no measurable result returned for a specific analyte, the result in this column may state “ND” (Not Detected) or “BDL” (Below Detectable Levels). The information in the results column should always be accompanied by either an MDL (Method Detection Limit) or RDL (Reporting Detection Limit) that defines the lowest value that the laboratory could detect or report for this analyte.
Uncertainty (Radiochemistry)	Confidence level of 2 sigma.
U (Radiochemistry)	Result + Error < MDA.
J (Radiochemistry)	Result < MDA; Result + Error > MDA.
Case Narrative (Cn)	A brief discussion about the included sample results, including a discussion of any non-conformances to protocol observed either at sample receipt by the laboratory from the field or during the analytical process. If present, there will be a section in the Case Narrative to discuss the meaning of any data qualifiers used in the report.
Quality Control Summary (Qc)	This section of the report includes the results of the laboratory quality control analyses required by procedure or analytical methods to assist in evaluating the validity of the results reported for your samples. These analyses are not being performed on your samples typically, but on laboratory generated material.
Sample Chain of Custody (Sc)	This is the document created in the field when your samples were initially collected. This is used to verify the time and date of collection, the person collecting the samples, and the analyses that the laboratory is requested to perform. This chain of custody also documents all persons (excluding commercial shippers) that have had control or possession of the samples from the time of collection until delivery to the laboratory for analysis.
Sample Results (Sr)	This section of your report will provide the results of all testing performed on your samples. These results are provided by sample ID and are separated by the analyses performed on each sample. The header line of each analysis section for each sample will provide the name and method number for the analysis reported.
Sample Summary (Ss)	This section of the Analytical Report defines the specific analyses performed for each sample ID, including the dates and times of preparation and/or analysis.

Qualifier	Description
J	The identification of the analyte is acceptable; the reported value is an estimate.
U	Below Detectable Limits: Indicates that the analyte was not detected.

ACCREDITATIONS & LOCATIONS

Pace Analytical National 12065 Lebanon Rd Mount Juliet, TN 37122

Alabama	40660	Nebraska	NE-OS-15-05
Alaska	17-026	Nevada	TN000032021-1
Arizona	AZ0612	New Hampshire	2975
Arkansas	88-0469	New Jersey–NELAP	TN002
California	2932	New Mexico [1]	TN00003
Colorado	TN00003	New York	11742
Connecticut	PH-0197	North Carolina	Env375
Florida	E87487	North Carolina [1]	DW21704
Georgia	NELAP	North Carolina [3]	41
Georgia [1]	923	North Dakota	R-140
Idaho	TN00003	Ohio–VAP	CL0069
Illinois	200008	Oklahoma	9915
Indiana	C-TN-01	Oregon	TN200002
Iowa	364	Pennsylvania	68-02979
Kansas	E-10277	Rhode Island	LAO000356
Kentucky [1 6]	KY90010	South Carolina	84004002
Kentucky [2]	16	South Dakota	n/a
Louisiana	AI30792	Tennessee [1 4]	2006
Louisiana	LA018	Texas	T104704245-20-18
Maine	TN00003	Texas [5]	LAB0152
Maryland	324	Utah	TN000032021-11
Massachusetts	M-TN003	Vermont	VT2006
Michigan	9958	Virginia	110033
Minnesota	047-999-395	Washington	C847
Mississippi	TN00003	West Virginia	233
Missouri	340	Wisconsin	998093910
Montana	CERT0086	Wyoming	A2LA
A2LA – ISO 17025	1461.01	AIHA-LAP,LLC EMLAP	100789
A2LA – ISO 17025 [5]	1461.02	DOD	1461.01
Canada	1461.01	USDA	P330-15-00234
EPA–Crypto	TN00003		

[1] Drinking Water [2] Underground Storage Tanks [3] Aquatic Toxicity [4] Chemical/Microbiological [5] Mold [6] Wastewater n/a Accreditation not applicable

* Not all certifications held by the laboratory are applicable to the results reported in the attached report.

* Accreditation is only applicable to the test methods specified on each scope of accreditation held by Pace Analytical.

SUBCONTRACT ORDER
Transfer Chain of Custody

Pace Analytical Services, LLC

IG03484

SENDING LABORATORY

PDC Laboratories, Inc.
2231 W Altorfer Dr
Peoria, IL 61615
(800) 752-6651

RECEIVING LABORATORY

Pace Analytical - Mt Juliet, Tn
12065 Lebanon Rd
Mt Juliet, TN 37122
(615) 758-5858

L1880681
~~L1880680~~ AV 7/22/25

Sample: IG03484-01
Name: G61S

Sampled: 07/17/25 11:32
Matrix: Ground Water
Preservative: HNO3, pH <2

Analysis	Due	Expires	Comments
01-Radium 226/228 combined	07/30/25 16:00	01/13/26 11:32	~~-01~~ -01

Please email results to Diane Billings at diane.billings@pacelabs.com

Date Shipped: 7/18/25 Total # of Containers: 1 Sample Origin (State): IL PO #: _____

Turn-Around Time Requested ☐ NORMAL ☐ RUSH Date Results Needed: _____

Relinquished By	Date/Time	Received By	Date/Time
[signature]	7/18/25 1040	[signature]	7/19/25 8:30am

Sample Temperature Upon Receipt	____ °C
Sample(s) Received on Ice	Y or N
Proper Bottles Received in Good Condition	Y or N
Bottles Filled with Adequate Volume	Y or N
Samples Received Within Hold Time	Y or N
Date/Time Taken From Sample Bottle	Y or N

IG00787

IG00815

113

CHAIN-OF-CUSTODY / Analytical Request Document

The Chain-of-Custody is a LEGAL DOCUMENT. All relevant fields must be completed accurately.

Page: 1 of 10

Section A Required Client Information

Company:	Vistra Corp-Duck Creek
Address:	17751 North Cilco Rd
	Canton, IL 61520
Email To:	Brian.Voelker@VistraCorp.com
Phone:	(217) 753-8911
Fax:	
Requested Due Date/TAT:	10 day

Section B Required Project Information

Report To:	Brian Voelker
Copy To:	Daryl Johnson: Robert.Johnson@vistracorp.com
Purchase Order No.:	
Project Name:	
Project Number:	

Section C Invoice Information:

Attention:	Brian Voelker
Company Name:	Vistra Corp
Address:	see Section A
Quote Reference:	
Project Manager:	
Profile #:	

REGULATORY AGENCY

NPDES GROUND WATER DRINKING WATER

UST RCRA OTHER

Site Location STATE: IL

Section D Required Client Information

Valid Matrix Codes

MATRIX	CODE
DRINKING WATER	DW
WATER	WT
WASTE WATER	WW
PRODUCT	P
SOIL/SOLID	SL
OIL	OL
WIPE	WP
AIR	AR
OTHER	OT
TISSUE	TS

SAMPLE ID (A-Z, 0-9 / ,-) Sample IDs MUST BE UNIQUE

Requested Analysis Filtered (Y/N)

ITEM #	SAMPLE ID	MATRIX CODE (see valid codes to left)	SAMPLE TYPE (G=GRAB C=COMP)	COLLECTED DATE	COLLECTED TIME	SAMPLE TEMP AT COLLECTION	# OF CONTAINERS	Unpreserved	H_2SO_4	HNO_3	HCl	NaOH	$Na_2S_2O_3$	Methanol	Other	Analysis Test (Y/N)	DC-257-203	DC-257-204	DC-257-205	DC-811-204	DC-845-203	DC-845-205	DC-CLOSURE-201-202	DC-SUP-000	DC-WPCP-203-206	Residual Chlorine (Y/N)	Project No./ Lab I.D.
1	BA01	WT	G	7-3-25	1114		4	X		X																	
2	BA02	WT	G	7-3-25	1254		4	X		X																	
3	BA03	WT	G	7-3-25	1616		4																				
4	BA03L	WT	G	7-3-25	1511		4	X		X																	
5	BA03L - Dup	WT	G	7-3-25	1511		4	X		X																	
6	T44L	WT	G	7-3-25	1310		3	X		X																	
7	T44L - Dup	WT	G	7-3-25	1310		3	X		X																	
8	T45L	WT	G	7-3-25	1133		3	X		X																	
9	T46L	WT	G	7-3-25	1032		3	X		X																	
10																											
11																											
12																											
13																											
14																											
15																											
16																											

ADDITIONAL COMMENTS	RELINQUISHED BY / AFFILIATION	DATE	TIME	ACCEPTED BY / AFFILIATION	DATE	TIME	SAMPLE CONDITIONS
DC-25Q3 Rev 1	Austin Moore / [signature]	7-3-25	1731	Sarah Smith	7/3/25	1731	

SAMPLER NAME AND SIGNATURE

PRINT Name of SAMPLER: Austin Moore

SIGNATURE of SAMPLER: [signature] DATE Signed (MM/DD/YY): 07/03/25

Temp in °C | Received on Ice (Y/N) | Custody Sealed Cooler (Y/N) | Samples Intact (Y/N)

IR Gun # 18 Correction Factor (Deg C) +.2

Observed Temp (Deg C) 1.1 Corrected Temp (Deg C) 1.3

Delivery Method: FedEx UPS Walk-in USPS (Other)

ATTACHMENT B.
845 QUARTERLY REPORT - QUARTER 3, 2025
DUCK CREEK POWER PLANT, BOTTOM ASH BASIN, CANTON, IL

ENV-FRM-PEOR-0098 v05_Sample Condition Upon Receipt

Client Name: Vistra Duck Creek Work Order #: 00787 Completed by / Date: SS 7/3/25

Custody seal on cooler/box present and seal intact:	☐Yes ☐No ☑N/A	
Chain of Custody (CoC) Present:	☑Yes ☐No	
CoC is Legible:	☑Yes ☐No	
Sampler Name Present on COC:	☑Yes ☐No	
Sampler Signature Present on CoC:	☑Yes ☐No	
Sample Collection Date Present on CoC:	☑Yes ☐No	
Sample Collection Time Present on CoC:	☑Yes ☐No	
CoC Relinquished by Client:	☑Yes ☐No	
Unique Sample ID's Present on CoC:	☑Yes ☐No	
CoC and Sample Container Labels Match:	☑Yes ☐No	
Sample chilling process started prior to receipt: If yes, what type of ice:	☑Yes ☐No ☐N/A ☑Wet ☐Blue	
Samples received within temperature compliance: (≤ 6°C,but above freezing or received same day collected and chill process started prior to receipt)	☑Yes ☐No ☐N/A	
Container(s) Received Intact:	☑Yes ☐No	
Containers Received Labeled and Labels are Legible:	☑Yes ☐No	
Appropriate Bottles Received for Analysis Requested:	☑Yes ☐No	
Sufficient Sample Volume Received:	☑Yes ☐No	
USDA Regulated Soil: Country of Origin: _____ State of Origin: _____	☐Yes ☐No ☑N/A	
Trip Blank(s) Received: If present, are they Listed on CoC:	☐Yes ☐No ☑N/A ☐Yes ☐No	
VOA vials are free of any headspace larger than pea sized bubble (>6mm) – Applies to methods 8260, 624, 524.2 - including THM vials If headspace is present, note sample ID and # of vials	☐Yes ☐No ☑N/A	
All (Non-Field) Analysis Received Within Hold Times:	☑Yes ☐No	
Rush Turn Around Time Requested or Time Sensitive Analysis:	☐Yes ☑No	
Short Hold Time Analysis (48 Hours or Less):	☐Yes ☑No	

Client Notification/ Resolution: If checked, please see attached form for additional comments ☐

Person Contacted: _____ Date/Time: _____

Comments/ Resolution: _____

PM Review is documented electronically in LIMS. By releasing the project, the PM acknowledges they have reviewed the sample.

1G00952

CHAIN-OF-CUSTODY / Analytical Request Document

The Chain-of-Custody is a LEGAL DOCUMENT. All relevant fields must be completed accurately.

Page: 1 of 10

Section A Required Client Information:

Company:	Vistra Corp-Duck Creek
Address:	17751 North Cilco Rd
	Canton, IL 61520
Email To:	Brian.Voelker@VistraCorp.com
Phone	(217) 753-8911 Fax
Requested Due Date/TAT:	10 day

Section B Required Project Information:

Report To:	Brian Voelker
Copy To:	Daryl Johnson; Robert.Johnson@vistracorp.com
Purchase Order No.:	
Project Name:	
Project Number:	

Section C Invoice Information:

Attention:	Brian Voelker
Company Name:	Vistra Corp
Address:	see Section A
Quote Reference:	
Project Manager:	
Profile #:	

REGULATORY AGENCY

NPDES GROUND WATER DRINKING WATER

UST RCRA OTHER

Site Location STATE: IL

Section D Required Client Information

Valid Matrix Codes

MATRIX	CODE
DRINKING WATER	DW
WATER	WT
WASTE WATER	WW
PRODUCT	P
SOIL/SOLID	SL
OIL	OIL
WIPE	WP
AIR	AR
OTHER	OT
TISSUE	TS

SAMPLE ID (A-Z, 0-9 / ,-) Sample IDs MUST BE UNIQUE

Requested Analysis Filtered (Y/N)

ITEM #	SAMPLE ID	MATRIX CODE (see valid codes to left)	SAMPLE TYPE (G=GRAB C=COMP)	COLLECTED DATE	COLLECTED TIME	SAMPLE TEMP AT COLLECTION	# OF CONTAINERS	Unpreserved	H_2SO_4	HNO_3	HCl	NaOH	$Na_2S_2O_3$	Methanol	Other	Analysis Test (Y/N)	DC-257-203	DC-257-204	DC-257-205	DC-811-204	DC-845-203	DC-845-205	DC-CLOSURE-201-202	DC-SUP-000	DC-WPCP-203-206				Residual Chlorine (Y/N)	Project No./ Lab I.D.
1	G51S	GW	G	07/07/25	1230		5	X		X																				
2	G55S				1129		3	X		X																				
3	G55L				1051		3	X		X																				
4	G56S				1518		3	X		X																				
5	G50S				1421		3	X		X																				
6	G52L				1123		3	X		X																				
7	G53L				1345		3	X		X																				
8	G53S				1232		3	X		X																				
9	G54S				1515		4	X		X																				
10	G64L				~~1230~~ 1330		4	X		X																				
11	G64S				1425		4	X		X																				
12	G63L				1510		3	X		X																				
13	G63S				1550		3	X		X																				
14	G59L *				1220		6	X		X																				
15	G59S *				1312		3	X		X																				
16	G60L *				1424		5	X		X																				

Preservatives

Cooler #15 Cooler Temp (Deg C) -0.1°C

Cooler #27 Cooler Temp (Deg C) 2.6°C

Delivery Method: FedEx UPS USPS Courier Other

Field Samples

ADDITIONAL COMMENTS	RELINQUISHED BY / AFFILIATION	DATE	TIME	ACCEPTED BY / AFFILIATION	DATE	TIME	SAMPLE CONDITIONS
DC-25Q3 Rev 1		07/07/25	1726		07/07/25	17:30	

SAMPLER NAME AND SIGNATURE

PRINT Name of SAMPLER: Kaleb Dove

SIGNATURE of SAMPLER:

DATE Signed (MM/DD/YY): 07/07/25

Temp in °C	Received on Ice (Y/N)	Custody Sealed Cooler (Y/N)	Samples Intact (Y/N)

* wells being resampled 7/15/25 DD

1G00949

CHAIN-OF-CUSTODY / Analytical Request Document

The Chain-of-Custody is a LEGAL DOCUMENT. All relevant fields must be completed accurately.

Page: 1 of 10

Section A Required Client Information

Company:	Vistra Corp-Duck Creek
Address:	17751 North Cilco Rd
	Canton, IL 61520
Email To:	Brian.Voelker@VistraCorp.com
Phone:	(217) 753-8911 Fax:
Requested Due Date/TAT:	10 day

Section B Required Project Information

Report To:	Brian Voelker
Copy To:	Daryl Johnson; Robert.Johnson@vistracorp.com
Purchase Order No.:	
Project Name:	
Project Number:	

Section C Invoice Information:

Attention:	Brian Voelker
Company Name:	Vistra Corp
Address	see Section A
Quote Reference:	
Project Manager:	
Profile #:	

REGULATORY AGENCY

NPDES GROUND WATER DRINKING WATER

UST RCRA OTHER

Site Location STATE: IL

Section D Required Client Information

Valid Matrix Codes

MATRIX	CODE
DRINKING WATER	DW
WATER	WT
WASTE WATER	WW
PRODUCT	P
SOIL/SOLID	SL
OIL	OL
WIPE	WP
AIR	AR
OTHER	OT
TISSUE	TS

ITEM #	SAMPLE ID (A-Z, 0-9 / ,-) Sample IDs MUST BE UNIQUE	MATRIX CODE (see valid codes to left)	SAMPLE TYPE (G=GRAB C=COMP)	COLLECTED DATE	COLLECTED TIME	SAMPLE TEMP AT COLLECTION	# OF CONTAINERS	Preservatives: Unpreserved	H_2SO_4	HNO_3	HCl	NaOH	$Na_2S_2O_3$	Methanol	Other	Analysis Test	DC-257-203	DC-257-204	DC-257-205	DC-811-204	DC-845-203	DC-845-205	DC-CLOSURE-201-202	DC-SUP-000	DC-WPCP-203-206	Residual Chlorine (Y/N)	Project No./ Lab I.D.
1	G605	GW	G	07/07/25	1515		4	X		X																	
2	G615	GW	G	07/07/25	1604		4	X		X																	
3	G59L Dup	GW	G	7/7/25	1220		3	X		X																	
4																											
5																											
6																											
7																											
8																											
9																											
10																											
11																											
12																											
13																											
14																											
15																											
16																											

7/8/25

wells being resampled 7/8/25

IR Gun # #15 Correction Factor (Deg C) -0.1°C

Observed Temp (Deg C) 2.7°C Corrected Temp (Deg C) 2.6°C

Delivery Method: FedEx UPS Walk USPS Other Field Samples

ADDITIONAL COMMENTS	RELINQUISHED BY / AFFILIATION	DATE	TIME	ACCEPTED BY / AFFILIATION	DATE	TIME	SAMPLE CONDITIONS
DC-25Q3 Rev 1		07/07/25	1726		07/07/25	1730	

SAMPLER NAME AND SIGNATURE

PRINT Name of SAMPLER: Kevin Deyle

SIGNATURE of SAMPLER: DATE Signed (MM/DD/YY): 07/07/25

Temp in °C | Received on Ice (Y/N) | Custody Sealed Cooler (Y/N) | Samples Intact (Y/N)

ENV-FRM-PEOR-0098 v05_Sample Condition Upon Receipt

Client Name: Vistra Corp - Duck Creek Work Order #: _____ Completed by / Date: BPJ 07/07/25

Custody seal on cooler/box present and seal intact:	☐Yes ☐No ☑N/A	
Chain of Custody (CoC) Present:	☑Yes ☐No	
CoC is Legible:	☑Yes ☐No	
Sampler Name Present on COC:	☑Yes ☐No	
Sampler Signature Present on CoC:	☑Yes ☐No	
Sample Collection Date Present on CoC:	☑Yes ☐No	
Sample Collection Time Present on CoC:	☑Yes ☐No	
CoC Relinquished by Client:	☑Yes ☐No	
Unique Sample ID's Present on CoC:	☑Yes ☐No	
CoC and Sample Container Labels Match:	☑Yes ☐No	
Sample chilling process started prior to receipt: If yes, what type of ice:	☑Yes ☐No ☐N/A ☑Wet ☐Blue	
Samples received within temperature compliance: (≤ 6°C,but above freezing or received same day collected and chill process started prior to receipt)	☑Yes ☐No ☐N/A	
Container(s) Received Intact:	☑Yes ☐No	
Containers Received Labeled and Labels are Legible:	☑Yes ☐No	
Appropriate Bottles Received for Analysis Requested:	☑Yes ☐No	
Sufficient Sample Volume Received:	☑Yes ☐No	
USDA Regulated Soil: Country of Origin: _____ State of Origin: _____	☐Yes ☐No ☑N/A	
Trip Blank(s) Received: If present, are they Listed on CoC:	☐Yes ☐No ☑N/A ☐Yes ☐No	
VOA vials are free of any headspace larger than pea sized bubble (>6mm) – Applies to methods 8260, 624, 524.2 - including THM vials *If headspace is present, note sample ID and # of vials	☐Yes ☐No ☑N/A	
All (Non-Field) Analysis Received Within Hold Times:	☑Yes ☐No	
Rush Turn Around Time Requested or Time Sensitive Analysis:	☐Yes ☑No	
Short Hold Time Analysis (48 Hours or Less):	☐Yes ☐No	

Client Notification/ Resolution: If checked, please see attached form for additional comments ☐

Person Contacted: _____ Date/Time: _____

Comments/ Resolution: _____

PM Review is documented electronically in LIMS. By releasing the project, the PM acknowledges they have reviewed the sample.

IG01263 / IG01282

118

CHAIN-OF-CUSTODY / Analytical Request Document

The Chain-of-Custody is a LEGAL DOCUMENT. All relevant fields must be completed accurately.

Page: 1 of 10

Section A Required Client Information:		Section B Required Project Information:		Section C Invoice Information:	
Company:	Vistra Corp-Duck Creek	Report To:	Brian Voelker	Attention:	Brian Voelker
Address:	17751 North Cilco Rd	Copy To:	Daryl Johnson: Robert.Johnson@vistracorp.com	Company Name:	Vistra Corp
	Canton, IL 61520			Address:	see Section A
Email To:	Brian.Voelker@VistraCorp.com	Purchase Order No.:		Quote Reference:	
Phone:	(217) 753-8911 Fax:	Project Name:		Project Manager:	
Requested Due Date/TAT:	10 day	Project Number:		Profile #:	

REGULATORY AGENCY

NPDES | GROUND WATER | DRINKING WATER

UST | RCRA | OTHER

Site Location STATE: IL

Section D Required Client Information

SAMPLE ID (A-Z, 0-9 / ,-) Sample IDs MUST BE UNIQUE

Valid Matrix Codes

MATRIX	CODE
DRINKING WATER	DW
WATER	WT
WASTE WATER	WW
PRODUCT	P
SOIL/SOLID	SL
OIL	OL
WIPE	WP
AIR	AR
OTHER	OT
TISSUE	TS

Requested Analysis Filtered (Y/N)

ITEM #	SAMPLE ID	MATRIX CODE (see valid codes to left)	SAMPLE TYPE (G=GRAB C=COMP)	COLLECTED DATE	COLLECTED TIME	SAMPLE TEMP AT COLLECTION	# OF CONTAINERS	Unpreserved	H_2SO_4	HNO_3	HCl	NaOH	$Na_2S_2O_3$	Methanol	Other	Analysis Test (Y/N)	DC-257-203	DC-257-204	DC-257-205	DC-811-204	DC-845-203	DC-845-205	DC-CLOSURE-201-202	DC-SUP-000	DC-WPCP-203-206	Residual Chlorine (Y/N)	Project No./ Lab I.D.
1	G56L	GW	G	07/08/25	1259		3	X		X																	
2	G57L				1433		3	X		X																	
3	G57S				1532		4	X		X																	
4	G58L				1225		3	X		X																	
5	G58S				1310		3	X		X																	
6	G62L				1150		4	X		X																	
7	G65L				1506		3	X		X																	
8	G65S				1520		3	X		X																	
9	G66L				1420		3	X		X																	
10	G66S				1355		3	X		X																	
11																											
12																											
13																											
14																											
15																											
16																											

IR Gun # 18 Correction Factor (Deg C) +2

Observed Temp (Deg C) 41 Corrected Temp (Deg C) 43

Delivery Method: FedEx UPS Walk-in USPS Other

ADDITIONAL COMMENTS	RELINQUISHED BY / AFFILIATION	DATE	TIME	ACCEPTED BY / AFFILIATION	DATE	TIME	SAMPLE CONDITIONS
DC-25Q3 Rev 1		07/08/25	1646		7/8/25	1646	

SAMPLER NAME AND SIGNATURE

PRINT Name of SAMPLER: KALEB DESILE

SIGNATURE of SAMPLER:

DATE Signed (MM/DD/YY): 07/08/25

Temp in °C	Received on Ice (Y/N)	Custody Sealed Cooler (Y/N)	Samples Intact (Y/N)

ATTACHMENT B.
845 QUARTERLY REPORT - QUARTER 3, 2025
DUCK CREEK POWER PLANT, BOTTOM ASH BASIN, CANTON, IL

ENV-FRM-PEOR-0098 v05_Sample Condition Upon Receipt

Client Name: Vista Work Order #: 01263 1G01282 Completed by / Date: JD 7825

Custody seal on cooler/box present and seal intact:	☐Yes ☐No ☑N/A	
Chain of Custody (CoC) Present:	☑Yes ☐No	
CoC is Legible:	☑Yes ☐No	
Sampler Name Present on COC:	☑Yes ☐No	
Sampler Signature Present on CoC:	☑Yes ☐No	
Sample Collection Date Present on CoC:	☑Yes ☐No	
Sample Collection Time Present on CoC:	☑Yes ☐No	
CoC Relinquished by Client:	☑Yes ☐No	
Unique Sample ID's Present on CoC:	☑Yes ☐No	
CoC and Sample Container Labels Match:	☑Yes ☐No	
Sample chilling process started prior to receipt: If yes, what type of ice:	☑Yes ☐No ☐N/A ☑Wet ☐Blue	
Samples received within temperature compliance: (≤ 6°C,but above freezing or received same day collected and chill process started prior to receipt)	☑Yes ☐No ☐N/A	
Container(s) Received Intact:	☑Yes ☐No	
Containers Received Labeled and Labels are Legible:	☑Yes ☐No	
Appropriate Bottles Received for Analysis Requested:	☑Yes ☐No	
Sufficient Sample Volume Received:	☑Yes ☐No	
USDA Regulated Soil: Country of Origin: _____ State of Origin: _____	☐Yes ☐No ☑N/A	
Trip Blank(s) Received: If present, are they Listed on CoC:	☐Yes ☐No ☑N/A ☐Yes ☐No	
VOA vials are free of any headspace larger than pea sized bubble (>6mm) – Applies to methods 8260, 624, 524.2 - including THM vials *If headspace is present, note sample ID and # of vials	☐Yes ☐No ☑N/A	
All (Non-Field) Analysis Received Within Hold Times:	☑Yes ☐No	
Rush Turn Around Time Requested or Time Sensitive Analysis:	☐Yes ☑No	
Short Hold Time Analysis (48 Hours or Less):	☐Yes ☑No	

Client Notification/ Resolution: If checked, please see attached form for additional comments ☐

Person Contacted: _____ Date/Time: _____

Comments/ Resolution: _____

PM Review is documented electronically in LIMS. By releasing the project, the PM acknowledges they have reviewed the sample.

CHAIN-OF-CUSTODY / Analytical Request Document

The Chain-of-Custody is a LEGAL DOCUMENT. All relevant fields must be completed accurately.

I601708

Section A Required Client Information:

Company:	Vistra Corp-Duck Creek
Address:	17751 North Cilco Rd
	Canton, IL 61520
Email To:	Brian.Voelker@VistraCorp.com
Phone:	(217) 753-8911 Fax:
Requested Due Date/TAT:	10 day

Section B Required Project Information:

Report To:	Brian Voelker
Copy To:	Daryl Johnson: Robert.Johnson@vistracorp.com
Purchase Order No.:	
Project Name:	
Project Number:	

Section C Invoice Information:

Attention:	Brian Voelker
Company Name:	Vistra Corp
Address:	see Section A
Quote Reference:	
Project Manager:	
Profile #:	

REGULATORY AGENCY

NPDES GROUND WATER DRINKING WATER

UST RCRA OTHER

Site Location STATE: IL

Section D Required Client Information

SAMPLE ID (A-Z, 0-9 / ,-) Sample IDs MUST BE UNIQUE

Valid Matrix Codes

MATRIX	CODE
DRINKING WATER	DW
WATER	WT
WASTE WATER	WW
PRODUCT	P
SOIL/SOLID	SL
OIL	OL
WIPE	WP
AIR	AR
OTHER	OT
TISSUE	TS

Requested Analysis Filtered (Y/N)

ITEM #	SAMPLE ID	MATRIX CODE (see valid codes to left)	SAMPLE TYPE (G=GRAB C=COMP)	COLLECTED DATE	COLLECTED TIME	SAMPLE TEMP AT COLLECTION	# OF CONTAINERS	Preservatives: Unpreserved	H_2SO_4	HNO_3	HCl	NaOH	$Na_2S_2O_3$	Methanol	Other	Analysis Test (Y/N): DC-257-203	DC-257-204	DC-257-205	DC-811-204	DC-845-203	DC-845-205	DC-CLOSURE-201-202	DC-SUP-000	DC-WPCP-203-206	Residual Chlorine (Y/N)	Project No./ Lab I.D.
1	G54L (partial fill)	GW	G	07/09/25	16:00		2	X		X																
2	G67L	GW	G	07/09/25	12:46		3	X		X																
3	G67S	GW	G	07/09/25	13:22		3	X		X																
4	G70L	GW	G	07/09/25	14:17		3	X		X																
5	OM01	GW	G	07/09/25	10:43		2	X		X																
6	OR02	GW	G	07/09/25	11:30		2	X		X																
7	R61L	GW	G	07/09/25	15:41		4	X		X																
8	G70L-DUP	GW	G	07/09/25	14:17		3	X		X																
9																										
10																										
11																										
12																										
13																										
14																										
15																										
16																										

IR Gun # 17 Correction Factor (Deg C) -0.2

Observed Temp (Deg C) 2.0 Corrected Temp (Deg C) 1.8

Delivery Method: FedEx UPS Walkin USPS Other

ADDITIONAL COMMENTS	RELINQUISHED BY / AFFILIATION	DATE	TIME	ACCEPTED BY / AFFILIATION	DATE	TIME	SAMPLE CONDITIONS
DC-25Q3 Rev 1	Andy Weteska	07/09/25	17:08				
				FedEx	7/9/25	1708	

SAMPLER NAME AND SIGNATURE

PRINT Name of SAMPLER: Andy Weteska

SIGNATURE of SAMPLER: Andy Weteska

DATE Signed (MM/DD/YY): 07/09/25

Temp in °C | Received on Ice (Y/N) | Custody Sealed Cooler (Y/N) | Samples Intact (Y/N)

1G02053 / 1G02084

121

CHAIN-OF-CUSTODY / Analytical Request Document

The Chain-of-Custody is a LEGAL DOCUMENT. All relevant fields must be completed accurately.

Page: 1 of 10

Section A Required Client Information:

Company:	Vistra Corp-Duck Creek
Address:	17751 North Cilco Rd
	Canton, IL 61520
Email To:	Brian.Voelker@VistraCorp.com
Phone:	(217) 753-8911
Fax:	
Requested Due Date/TAT:	10 day

Section B Required Project Information:

Report To:	Brian Voelker
Copy To:	Daryl Johnson; Robert.Johnson@vistracorp.com
Purchase Order No.:	
Project Name:	
Project Number:	

Section C Invoice Information:

Attention:	Brian Voelker
Company Name:	Vistra Corp
Address:	see Section A
Quote Reference:	
Project Manager:	
Profile #:	

REGULATORY AGENCY

NPDES GROUND WATER DRINKING WATER

UST RCRA OTHER

Site Location STATE: IL

Section D Required Client Information

Valid Matrix Codes

MATRIX	CODE
DRINKING WATER	DW
WATER	WT
WASTE WATER	WW
PRODUCT	P
SOIL/SOLID	SL
OIL	OL
WIPE	WP
AIR	AR
OTHER	OT
TISSUE	TS

SAMPLE ID (A-Z, 0-9 / ,-) Sample IDs MUST BE UNIQUE

Requested Analysis Filtered (Y/N)

ITEM #	SAMPLE ID	MATRIX CODE (see valid codes to left)	SAMPLE TYPE (G=GRAB C=COMP)	COLLECTED DATE	COLLECTED TIME	SAMPLE TEMP AT COLLECTION	# OF CONTAINERS	Preservatives: Unpreserved	H_2SO_4	HNO_3	HCl	NaOH	$Na_2S_2O_3$	Methanol	Other	Analysis Test (Y/N)	DC-257-203	DC-257-204	DC-257-205	DC-811-204	DC-845-203	DC-845-205	DC-CLOSURE-201-202	DC-SUP-000	DC-WPCP-203-206				Residual Chlorine (Y/N)	Project No./ Lab I.D.
1	BA02L	WT	G	7/10/25	1312		4	X		X																					
2	~~BA04L~~ BA04 7/10/25	WT	G	7/10/25	1438		4	X		X																					
3	BA06	WT	G	7/10/25	1623		4	X		X																					
4	G06S	WT	G	7/10/25	1516		3	X		X																					
5	G09S	WT	G	7/10/25	1554		3	X		X													20								
6	G71S	WT	G	7/10/25	1301		3	X		X																				0.1	
7	G73L	WT	G	7/10/25	1509		3	X		X																55					
8	OM07	WT	G	7/10/25	1345		2	X		X																				5.4	
9	OM07 - Dup	WT	G	7/10/25	1345		2	X		X																					
10	OM21	WT	G	7/10/25	1130		2	X		X																					
11	OR11	WT	G	7/10/25	1236		2	X		X																					
12	OR11 - Dup	WT	G	7/10/25	1236		2	X		X																					
13	P60	WT	G	7/10/25	1437		4	X		X																					
14	G54L	WT	G	7/10/25	1138		2	X		X																				Completed Volume	
15	Field Blank			7/10/25	1615																										
16																															

ADDITIONAL COMMENTS	RELINQUISHED BY / AFFILIATION	DATE	TIME	ACCEPTED BY / AFFILIATION	DATE	TIME
DC-25Q3 Rev 1	Johannan	7/10/25	1729	Sarah Sutton	7/10/25	1729

SAMPLE CONDITIONS: Temp in °C | Received on Ice (Y/N) | Custody Sealed Cooler (Y/N) | Samples Intact (Y/N)

SAMPLER NAME AND SIGNATURE

PRINT Name of SAMPLER: Jordan Johannan

SIGNATURE of SAMPLER: Johannan

DATE Signed (MM/DD/YY): 07/10/25

1G02867

CHAIN-OF-CUSTODY / Analytical Request Document

The Chain-of-Custody is a LEGAL DOCUMENT. All relevant fields must be completed accurately.

Page: 1 of 10

Section A Required Client Information:

Company:	Vistra Corp-Duck Creek
Address:	17751 North Cilco Rd
	Canton, IL 61520
Email To:	Brian.Voelker@VistraCorp.com
Phone:	(217) 753-8911 Fax:
Requested Due Date/TAT:	10 day

Section B Required Project Information:

Report To:	Brian Voelker
Copy To:	Daryl Johnson; Robert.Johnson@vistracorp.com
Purchase Order No.:	
Project Name:	
Project Number:	

Section C Invoice Information:

Attention:	Brian Voelker
Company Name:	Vistra Corp
Address:	see Section A
Quote Reference:	
Project Manager:	
Profile #:	

REGULATORY AGENCY

NPDES GROUND WATER DRINKING WATER
UST RCRA OTHER

Site Location STATE: IL

Section D Required Client Information

Valid Matrix Codes

MATRIX	CODE
DRINKING WATER	DW
WATER	WT
WASTE WATER	WW
PRODUCT	P
SOIL/SOLID	SL
OIL	OL
WIPE	WP
AIR	AR
OTHER	OT
TISSUE	TS

Requested Analysis Filtered (Y/N)

ITEM #	SAMPLE ID (A-Z, 0-9 / -) Sample IDs MUST BE UNIQUE	MATRIX CODE (see valid codes to left)	SAMPLE TYPE (G=GRAB C=COMP)	COLLECTED DATE	COLLECTED TIME	SAMPLE TEMP AT COLLECTION	# OF CONTAINERS	Unpreserved	H_2SO_4	HNO_3	HCl	NaOH	$Na_2S_2O_3$	Methanol	Other	Analysis Test Y/N	DC-257-203	DC-257-204	DC-257-205	DC-811-204	DC-845-203	DC-845-205	DC-CLOSURE-201-202	DC-SUP-000	DC-WPCP-203-206				Residual Chlorine (Y/N)	Project No./ Lab I.D.
1	G04S	BW	G	07/15/25	1355		3	X		X																				
2	G12S				1115		3	X		X																				
3	OR04D				1013		2	X		X																				
4	OR14D				1348		2	X		X																				
5	P36L				1402		3	X		X												23								
6	P36L DUP				1402		3	X		X																				
7	R13L				1209		1	X																	23					
8	T43L				1218		3	X		X																				
9	G02S 7/15/25 dat				1530		5	X		X																				
10	EB #2 7/15/25 dat				1018																									OR04D
11																														
12																														
13																														
14																														
15																														
16																														

ADDITIONAL COMMENTS	RELINQUISHED BY / AFFILIATION	DATE	TIME	ACCEPTED BY / AFFILIATION	DATE	TIME
DC-25Q3 Rev 1		7/15/25	1630			
					7/15/25	1630

SAMPLE CONDITIONS: Temp in °C | Received on Ice (Y/N) | Custody Sealed Cooler (Y/N) | Samples Intact (Y/N)

SAMPLER NAME AND SIGNATURE

PRINT Name of SAMPLER: KALEB DESKE to

SIGNATURE of SAMPLER:

DATE Signed (MM/DD/YY): 07/15/25

ENV-FRM-PEOR-0098 v05_Sample Condition Upon Receipt

Client Name: Vistra Work Order #: 1G02867 Completed by / Date: NS 7/6/25

Custody seal on cooler/box present and seal intact:	☐Yes ☐No ☑N/A	
Chain of Custody (CoC) Present:	☑Yes ☐No	
CoC is Legible:	☑Yes ☐No	
Sampler Name Present on COC:	☑Yes ☐No	
Sampler Signature Present on CoC:	☑Yes ☐No	
Sample Collection Date Present on CoC:	☑Yes ☐No	
Sample Collection Time Present on CoC:	☑Yes ☐No	
CoC Relinquished by Client:	☑Yes ☐No	
Unique Sample ID's Present on CoC:	☑Yes ☐No	
CoC and Sample Container Labels Match:	☑Yes ☐No	
Sample chilling process started prior to receipt: If yes, what type of ice:	☑Yes ☐No ☐N/A ☑Wet ☐Blue	
Samples received within temperature compliance: (≤ 6°C,but above freezing or received same day collected and chill process started prior to receipt)	☑Yes ☐No ☐N/A	
Container(s) Received Intact:	☑Yes ☐No	
Containers Received Labeled and Labels are Legible:	☑Yes ☐No	
Appropriate Bottles Received for Analysis Requested:	☑Yes ☐No	
Sufficient Sample Volume Received:	☑Yes ☐No	
USDA Regulated Soil: Country of Origin: _____ State of Origin: _____	☐Yes ☐No ☑N/A	
Trip Blank(s) Received: If present, are they Listed on CoC:	☐Yes ☐No ☑N/A ☐Yes ☐No	
VOA vials are free of any headspace larger than pea sized bubble (>6mm) – Applies to methods 8260, 624, 524.2 - including THM vials *If headspace is present, note sample ID and # of vials	☐Yes ☐No ☑N/A	
All (Non-Field) Analysis Received Within Hold Times:	☑Yes ☐No	
Rush Turn Around Time Requested or Time Sensitive Analysis:	☐Yes ☑No	
Short Hold Time Analysis (48 Hours or Less):	☐Yes ☑No	

Client Notification/ Resolution: If checked, please see attached form for additional comments ☐

Person Contacted: _____ Date/Time: _____

Comments/ Resolution: _____

PM Review is documented electronically in LIMS. By releasing the project, the PM acknowledges they have reviewed the sample.

Doc Title: ENV-FRM-FEOR-0005 v06_General Bottle Receipt Form
Effective Date: 12/16/2024

WORK ORDER #: 1G02867 INITIALS: ND

Plastic Bottles	-1	-2	-3	-4	-5	-6	-7	-8	-9	-10
P, U, 1000ml - Total	1	1			2	2	1	2		
P, U, 250ml										
P, U, 500ml - Total	1	1	1	1					1	
P, U, 500ml - Diss										
P, 250ml/500ml H_2SO_4 - Total										
P, 250ml/500ml H_2SO_4 - Diss										
P, 250ml/500ml NaOH										
P, 250ml/500ml HNO_3 - Total	1	1	1	1	1	1		1	1	
P, 250ml/500ml HNO_3 - Diss										
P, 500ml NaOH + ZnAc										
P, U, 150ml/4oz TC										
P, 2.5L HNO_3										
P, U, 2.5L										
P, U, 50ml										
S, P, 120ml $Na_2S_2O_3$										
P, 16oz - Soil/Sludge										
Amber Glass Bottles - Vials										
A, G, U, 1000ml										
A, G, 1000ml HCl										
A, G, 1000ml $MeCl_2$										
A, G, 500ml H_2SO_4										
A, G, U, 500ml										
A, G, U, 250ml H_2SO_4										
A, G, U, 250ml										
A, V, 40ml H_2SO_4										
A, V, U, 60ml										
Clear Glass Bottles - Soil/Sludge Jars - Vials										
C, G, 1000ml HCl										
C, G, U, 1000ml										
C, G, U, 250ml - LLHg										
C, G, U, 250ml - LLHg - FB										
C, G, 16oz - Soil Jar										
C, G, 9oz - Soil Jar										
C, G, 4oz - Soil Jar										
C, G, 2oz - Soil Jar										
C, V, 40ml TSP										
C, V, 40ml HCl										
C, V, U, 40ml										
C, V, 40ml $Na_2S_2O_3$										
C, V, 40ml MeOH										
C, V, 40ml Sodium Bisulfate										
C, V, U, 60ml										
Client Supplied										
Description										

1G03237
1G03238

CHAIN-OF-CUSTODY / Analytical Request Document

The Chain-of-Custody is a LEGAL DOCUMENT. All relevant fields must be completed accurately.

125

Section A Required Client Information:

Company:	Vistra Corp-Duck Creek
Address:	17751 North Cilco Rd
	Canton, IL 61520
Email To:	Brian.Voelker@VistraCorp.com
Phone: (217) 753-8911	Fax:
Requested Due Date/TAT:	10 day

Section B Required Project Information:

Report To:	Brian Voelker
Copy To:	Daryl Johnson: Robert.Johnson@vistracorp.com
Purchase Order No.:	
Project Name:	
Project Number:	

Section C Invoice Information:

Attention:	Brian Voelker
Company Name:	Vistra Corp
Address:	see Section A
Quote Reference:	
Project Manager:	
Profile #:	

REGULATORY AGENCY

NPDES GROUND WATER DRINKING WATER
UST RCRA OTHER

Site Location STATE: IL

Section D Required Client Information

SAMPLE ID (A-Z, 0-9 / ,-) Sample IDs MUST BE UNIQUE

Valid Matrix Codes

MATRIX	CODE
DRINKING WATER	DW
WATER	WT
WASTE WATER	WW
PRODUCT	P
SOIL/SOLID	SL
OIL	OL
WIPE	WP
AIR	AR
OTHER	OT
TISSUE	TS

Requested Analysis Filtered (Y/N)

ITEM #	SAMPLE ID	MATRIX CODE (see valid codes to left)	SAMPLE TYPE (G=GRAB C=COMP)	COLLECTED DATE	COLLECTED TIME	SAMPLE TEMP AT COLLECTION	# OF CONTAINERS	Preservatives: Unpreserved	H_2SO_4	HNO_3	HCl	NaOH	$Na_2S_2O_3$	Methanol	Other	Analysis Test (Y/N): DC-257-203	DC-257-204	DC-257-205	DC-811-204	DC-845-203	DC-845-205	DC-CLOSURE-201-202	DC-SUP-000	DC-WPCP-203-206	Residual Chlorine (Y/N)	Project No./ Lab I.D.
1	BA05	WT	G	7/16/25	1300		4	X		X																
2	G06L	WT	G	7/16/25	1140		3	X		X																
3	G06L Dup	WT	G	7/16/25	1140		3	X		X																
4	G15L	WT	G	7/16/25	1420		1			X																
5	G50L	WT	G	7/16/25	1527		3	X		X																
6	G59S Resample	WT	G	7/16/25	1204		5	X		X																
7	G60L Resample	WT	G	7/16/25	1320		5	X		X																
8	G60S Resample	WT	G	7/16/25	1426		4	X		X																
9	OM04S	WT	G	7/16/25	1355		2	X		X																
10	OR13D	WT	G	7/16/25	1503		2	X		X																
11	OR13S	WT	G	7/16/25	1510		2	X		X																
12	OR19	WT	G	7/16/25	1300		2	X		X																
13	OR19 Dup	WT	G	7/16/25	1300		2	X		X																
14	~~OM04~~ 7/16 FB	WT	G	7/16/25	13:55																					
15																										
16																										

Correction Factor (Deg C) -.1

Received Temp (Deg C) 3.1 Corrected Temp (Deg C) 3.0

Delivery Method: FedEx UPS Walk-in USPS Other

ADDITIONAL COMMENTS	RELINQUISHED BY / AFFILIATION	DATE	TIME	ACCEPTED BY / AFFILIATION	DATE	TIME
DC-25Q3 Rev 1	Andy Weteska	7/16/25	1645			
					7/16/25	1645

SAMPLE CONDITIONS: Temp in °C | Received on Ice (Y/N) | Custody Sealed Cooler (Y/N) | Samples Intact (Y/N)

SAMPLER NAME AND SIGNATURE

PRINT Name of SAMPLER: Andy Weteska

SIGNATURE of SAMPLER: Andy Weteska

DATE Signed (MM/DD/YY): 07/16/25

1G03476 &
1G03484

CHAIN-OF-CUSTODY / Analytical Request Document

The Chain-of-Custody is a LEGAL DOCUMENT. All relevant fields must be completed accurately.

126

Section A Required Client Information

Company:	Vistra Corp-Duck Creek
Address:	17751 North Cilco Rd
	Canton, IL 61520
Email To:	Brian.Voelker@VistraCorp.com
Phone	(217) 753-8911 Fax
Requested Due Date/TAT:	10 day

Section B Required Project Information

Report To:	Brian Voelker
Copy To:	Daryl Johnson; Robert.Johnson@vistracorp.com
Purchase Order No.:	
Project Name:	
Project Number:	

Section C Invoice Information:

Attention:	Brian Voelker
Company Name:	Vistra Corp
Address:	see Section A
Quote Reference:	
Project Manager:	
Profile #:	

REGULATORY AGENCY

NPDES GROUND WATER DRINKING WATER
UST RCRA OTHER

Site Location STATE: IL

Section D Required Client Information

Valid Matrix Codes

MATRIX	CODE
DRINKING WATER	DW
WATER	WT
WASTE WATER	WW
PRODUCT	P
SOIL/SOLID	SL
OIL	OL
WIPE	WP
AIR	AR
OTHER	OT
TISSUE	TS

SAMPLE ID (A-Z, 0-9 / ,-) Sample IDs MUST BE UNIQUE

Requested Analysis Filtered (Y/N)

ITEM #	SAMPLE ID	MATRIX CODE (see valid codes to left)	SAMPLE TYPE (G=GRAB C=COMP)	COLLECTED DATE	COLLECTED TIME	SAMPLE TEMP AT COLLECTION	# OF CONTAINERS	Unpreserved	H_2SO_4	HNO_3	HCl	NaOH	$Na_2S_2O_3$	Methanol	Other	Analysis Test Y/N	DC-257-203	DC-257-204	DC-257-205	DC-811-204	DC-845-203	DC-845-205	DC-CLOSURE-201-202	DC-SUP-000	DC-WPCP-203-206				Residual Chlorine (Y/N)	Project No./ Lab I.D.
1	G59L Resample	WT	G	7/17/25	1045		3	X		X																				
2	G59L Resample Dup	WT	G	7/17/25	1045		3	X		X																				
* 3	G61S Resample	WT	G	7/17/25	1132		4	X		X																				
4	L103	WT	G	7/17/25	1059		3	X		X																				
5	OM12	WT	G	7/17/25	1045		2	X		X																				
6	R72S	WT	G	7/17/25	1050		3	X		X																				
7	G52S	WT	G	7/17/25	1300		3	X		X																				
8	G52S Dup	WT	G	7/17/25	1300		3	X		X																				
9																														
10																														
11																														
12																														
13																														
14																														
15																														
16																														

R Cal #: 15 Correction Factor (Deg C): -.1

Packed Temp (Deg C): 2.8 Received Temp (Deg C): 2.7

Delivery Method: FedEx UPS Walk-in Other

ADDITIONAL COMMENTS	RELINQUISHED BY / AFFILIATION	DATE	TIME	ACCEPTED BY / AFFILIATION	DATE	TIME
DC-25Q3 Rev 1	Johannan	7/17/25	1401			
					71725	1401

SAMPLE CONDITIONS: Temp in °C | Received on Ice (Y/N) | Custody Sealed Cooler (Y/N) | Samples Intact (Y/N)

SAMPLER NAME AND SIGNATURE

PRINT Name of SAMPLER: Jordan Bohannan

SIGNATURE of SAMPLER: Johannan

DATE Signed (MM/DD/YY): 07/17/25

SAR-4: Depth to Water Measurement - On-site Transducer Downloads

H/M/L/D: High, Medium, Low, Dead

Event: DC-25Q3

Date Generated: 05/30/2025

All episodic water levels on SAR-3 and SAR-4 must be collected within a 24 hour period.

ABP 7/8/25

Unique ID	Date	Time	Measured Depth to Water (ft bmp)	Serial Number	Does Data Logger Serial No Match?	Data downloaded?	Batt (H/M/L/D)	Batteries Replaced?	Comments (example: no transducer, removed, recalibrated, redeployed, serial number if it doesn't match form)	Initials
DC_BA01	7-1-25	1438	14.72	21615533	Y	Y	H	NA		[illegible]
DC_BA02	7-1-25	1431	9.09	21615636	Y	Y	H	NA		[illegible]
DC_BA02!L	7-1-25	1432	10.07	21615682	Y	Y	H	NA	BROKEN LOCK	[illegible]
DC_BA03	7-1-25	1428	9.42	21615637	Y	Y	H	NA		[illegible]
DC_BA03!L	7-1-25	1426	9.16	21615687	Y	Y	H	NA		[illegible]
DC_BA04	7-1-25	1413	6.15	21615631	Y	Y	H	NA		[illegible]
DC_BA05#	7-1-25	1500	~~20.11~~ 20.11 7/3/25	21615540	N	N	D	N	Batteries replaced 7/8/25 ~~BATTERIES DEAD~~	[illegible]
DC_BA06	7-1-25	1503	21.70	21615525	Y	Y	H	NA		[illegible]
DC_G02#S	7-1-25	1255	8.98	21615554	Y	Y	H	NA		[illegible]
DC_G50#S	07/02/25	14:34	14.52	21615535	Y	Y	H	N		AJW
DC_G51#S	07/02/25	12:00	15.77	21615691	Y	Y	H	N	☑ Data logger removed for repair ~~TD: 15.7~~	AJW
DC_G54!L	7-1-25	1250	29.60	21615690	Y	Y	H	NA	TD- 40.13	KD

SAR-4: Depth to Water Measurement - On-site Transducer Downloads

H/M/L/D: High, Medium, Low, Dead

Event: DC-25Q3

Date Generated: 05/30/2025

All episodic water levels on SAR-3 and SAR-4 must be collected within a 24 hour period.

App 7/8/25

Unique ID	Date	Time	Measured Depth to Water (ft bmp)	Serial Number	Does Data Logger Serial No Match?	Data downloaded?	Batt (H/M/L/D)	Batteries Replaced?	Comments (example: no transducer, removed, recalibrated, redeployed, serial number if it doesn't match form)	Initials
DC_G54#S	07/01/25	1249	30.21	21615684	✓	✓	H	NO		[illegible]
DC_G57#S	07/01/25	1336	23.18	21615683	✓	✓	H	NO		[illegible]
DC_G60IL	07/01/25	1528	15.24	Full ~~28.41~~ 21615678	✓	✓	H	NO	TD - 28.41	[illegible]
DC_G60#S	07/01/25	1518	24.31	Full ~~30.22~~ 21615677	✓	✓	H	NO	TD - 36.77	[illegible]
DC_G64IL	07/01/25	1420	22.46	Full ~~30.22~~ 21615688	✓	✓	H	NO	TD - 30.22	[illegible]
DC_G64#S	07/01/25	1424	23.74	21615632	✓	✓	D	YES	☑ Data logger removed for repair Batteries replaced on 7/1/25	[illegible]
DC_OM01	7-2-25	1447	12.56	21615685	Y	Y	H	N	TD -26.55	HHR
DC_OM04#S	7-1-25	1540	20.12	21615542	NA	N	D	N	TD- 35.75 / LABELED OR04S	[illegible]
DC_OM07	07/02/25	10:42	12.53	21921676	Y	Y	H	N	TD: 30.08	AJW
DC_OM12	7/2/25	1410	17.50	21926670	Y	Y	H	N	TD 43.15	[illegible]
DC_OM16	7-1-25	1151	28.23	21615539	Y	Y	H	N	TD - 45.47	JPB
DC_OM17	7-1-25	1118	15.20	21615693	Y	Y	L	N	☑ Data logger removed for repair TD 17.27	JPB

SAR-4: Depth to Water Measurement - On-site Transducer Downloads

H/M/L/D: High, Medium, Low, Dead

Event: DC-25Q3

Date Generated: 05/30/2025

All episodic water levels on SAR-3 and SAR-4 must be collected within a 24 hour period.

Unique ID	Date	Time	Measured Depth to Water (ft bmp)	Serial Number	Does Data Logger Serial No Match?	Data downloaded?	Batt (H/M/L/D)	Batteries Replaced?	Comments (example: no transducer, removed, recalibrated, redeployed, serial number if it doesn't match form)	Initials
DC_OM21	7/1/25	1550	11.56	21615593	Y	N	D	N	TD - 60.49 Batteries replaced 7/8/25	LHR
DC_OM22&D	7/1/25	1435	19.72	21615592	Y	Y	M	N	☑ Data logger removed for repair TD - 65.57	AJM
DC_OM23&D	7/1/25	1104	39.15	21615591	Y	Y	M	N	TD - 82.95	AJM
DC_OM24&D	7/1/25	1314	5.09	21615522	Y	Y	M	N	TD - 20.61	AJM
DC_OM25#S	7/1/25	1305	56.84	21615681	Y	Y	M	N	TD - 64.03	AJM
DC_OR02	7/1/25	1325	7.13	21615679	Y	Y	H	N	TD - 22.17	AJM
DC_OR03&D	7/2/25	1140	45.36	21615577	Y	Y	M	N	TD - 86.70	AJW
DC_OR04&D	7/1/25	1541	21.64	21615570	Y	Y	H	N	TD - 68.12	LHR
DC_OR06!A	7/2/25	1050	13.76	21615692	Y	Y	H	N	TD - 26.05	AJW
DC_OR11	7/1/25	1536	31.03	21615686	Y	Y	H	N	☑ Data logger removed for repair TD - 41.63	AJM
DC_OR13#S	7/2/25	1351	13.75	21615676	Y	Y	H	N	TD - 29.57	AJW
DC_OR13&D	7/2/25	1353	13.99	21564135	Y	Y	H	N	TD - 50.17	AJW

App 7/8/25

SAR-4: Depth to Water Measurement - On-site Transducer Downloads

H/M/L/D: High, Medium, Low, Dead

Event: DC-25Q3

Date Generated: 05/30/2025

All episodic water levels on SAR-3 and SAR-4 must be collected within a 24 hour period.

Unique ID	Date	Time	Measured Depth to Water (ft bmp)	Serial Number	Does Data Logger Serial No Match?	Data downloaded?	Batt (H/M/L/D)	Batteries Replaced?	Comments (example: no transducer, removed, recalibrated, redeployed, serial number if it doesn't match form) App 7/8/25	Initials
DC_OR14&D	7/2/25	1113	10.94 ~~48.77~~	21615611	Y	Y	H	N	TD - 48.77 ~~10.94~~	AJW
DC_OR19	7/2/25	1421	22.17	21615634	Y	Y	M	N	TD - 52.95	JPB
DC_OR20	7/1/25	1514	21.45	21615610	Y	Y	M	N	TD - 57.96	AJM
DC_RG01	7/1/25	0843	–	21628685	Y	Y	M	N		App

SAR-3: Episodic Depth to Water Measurement
Event: DC-25Q3
Date Generated: 05/30/2025
All episodic water levels on SAR-3 and SAR-4 must be collected within a 24 hour period.

Well	Unique ID	Date	Time	Measured Depth to Water (ft bmp)	Comments	Initials
BA01C	DC_BA01!C	7-1-25	1442	14.22		[illegible]
BA01L	DC_BA01!L	7-1-25	1440	14.05		[illegible]
G02L	DC_G02!L	7-1-25	1259	9.65	TD- 17.90	[illegible]
G02D	DC_G02&D	7-1-25	~~1261~~ 1301	21.50	TD- 68.51	[illegible]
G02BS	DC_G02*BS	7-1-25	1257	~~8.48~~ 14.45	TD-91.93	[illegible]
G03L	DC_G03!L	7-1-25	1316	8.21	TD- 26.42	[illegible]
G03S	DC_G03#S	7-1-25	1318	7.68		[illegible]
G04L	DC_G04!L	7-1-25	1239	16.68	TD 16.95	[illegible]
G04S	DC_G04#S	7-1-25	1241	16.22	TD-35.87	[illegible]
G06L	DC_G06!L	7-1-25	930	22.68	TD-25.11	[illegible]
G06S	DC_G06#S	7-1-25	932	22.89		[illegible]
G07L	DC_G07!L	7-1-25	936	21.88	TD-23.32	[illegible]
G08L	DC_G08!L	7-1-25	942	21.36	TD-22.97	[illegible]
G09L	DC_G09!L	7-1-25	944	21.61	TD-23.43	[illegible]
G09S	DC_G09#S	7-1-25	947	21.50		[illegible]
G12L	DC_G12!L	7-1-25	1019	21.40		[illegible]
G12S	DC_G12#S	7-1-25	1022	22.96		[illegible]
G14L	DC_G14!L	7-1-25	1033	24.44	TD-26.77 Lock needs Replaced	[illegible]
G15L	DC_G15!L	7-1-25	1045	30.76	TD-37.80	[illegible]
G15S	DC_G15#S	7-1-25	1046	31.20		[illegible]
G16L	DC_G16!L	7-1-25	1036	29.31		[illegible]
G50L	DC_G50!L	07/2/25	9:57	13.30	WASOS	AJW
G51L	DC_G51!L	07/02/25	9:54	16.28	TD: 20.37	AJW
G52L	DC_G52!L	07/02/25	9:48	25.80		AJW
G52S	DC_G52#S	07/02/25	9:49	31.12	TD: 45.47	AJW
G53L	DC_G53!L	07/02/25	9:06	11.95		AJW
G53S	DC_G53#S	07/02/25	9:08	14.02		AJW

SAR-3: Episodic Depth to Water Measurement
Event: DC-25Q3
Date Generated: 05/30/2025
All episodic water levels on SAR-3 and SAR-4 must be collected within a 24 hour period.

Well	Unique ID	Date	Time	Measured Depth to Water (ft bmp)	Comments	Initials
G54C	DC_G54!C	7/1/25	1247	37.59		KMD
G55L	DC_G55!L	7/2/25	0945	26.07		AJW
G55S	DC_G55#S	7/1/25	1232	25.81		KMD
G56L	DC_G56!L	7/1/25	1105	21.96	25.30 - TD	KMD
G56S	DC_G56#S	7/1/25	1107	20.50		KMD
G57L	DC_G57!L	7/1/25	1125	23.51	29.57 - TD	KMD
G58L	DC_G58!L	7/1/25	1134	27.00	33.78 - TD	KMD
G58S	DC_G58#S	7/1/25	1130	27.09		KMD
G59L	DC_G59!L	7/1/25	1142	29.68		KMD
G59S	DC_G59#S	7/1/25	1139	33.57	35.22 - TD	KMD
G61S	DC_G61#S	7/1/25	1155	23.18		KMD
G62L	DC_G62!L	7/1/25	1404	22.71	33.49 - TD	KMD
G63L	DC_G63!L	7/1/25	1407	23.62	31.00 - TD	KMD
G63S	DC_G63#S	7/1/25	1408	24.44		KMD
G65L	DC_G65!L	7/2/25	0924	23.51	25.19 - TD	AJW
G65S	DC_G65#S	7/2/25	0922	23.52		AJW
G66L	DC_G66!L	7/1/25	1045	22.76	Dry	KMD
G66S	DC_G66#S	7/1/25	1050	20.18		KMD
G67L	DC_G67!L	7/1/25	1058	16.66	20.04 - TD	KMD
G67S	DC_G67#S	7/1/25	1101	16.58		KMD
G68L	DC_G68!L	7/2/25	0941	17.23	Dry	AJW
G68S	DC_G68#S	7/2/25	0938	21.06		AJW
G69L	DC_G69!L	7/2/25	0935	18.50	27.89 - TD	AJW
G69S	DC_G69#S	7/2/25	0934	21.63		AJW
G70L	DC_G70!L	7/1/25	1020	22.35		KMD
G71L	DC_G71!L	7/1/25	1028	29.37	32.90 - TD	KMD
G71S	DC_G71#S	7/1/25	1023	22.02		KMD

SAR-3: Episodic Depth to Water Measurement
Event: DC-25Q3
Date Generated: 05/30/2025
All episodic water levels on SAR-3 and SAR-4 must be collected within a 24 hour period.

Well	Unique ID	Date	Time	Measured Depth to Water (ft bmp)	Comments	Initials
G72L	DC_G72!L	7-1-25	1038	27.96		LR
G73L	DC_G73!L	7-1-25	1043	29.85		LR
L103	DC_L103	7-1-25	1331	2.12	TD ~ 6.27	LR
OM05S	DC_OM05#S	7-2-25	1336	21.88	TD - 25.58	JB
OM08	DC_OM08	7-2-25	1345	12.38	TD - 26.84	JB
OM09	DC_OM09	7-2-25	1541	4.10	~~Too much foam to find~~ TD 26.9	JB
OM10	DC_OM10	1-Jul-25	1107	10.81	TD 21.72	AJM
OM100S	DC_OM100#S	1-Jul-25	1202	14.59	TD 27.98	AJM
OM100D	DC_OM100&D	1-Jul-25	1205	14.39	TD 56.23	AJM
OM101S	DC_OM101#S	1-Jul-25	1023	18.86	TD 19.92	AJM
OM101D	DC_OM101&D	1-Jul-25	1025	18.93	TD 36.33	AJM
OM12D	DC_OM12&D	7-2-25	1412	18.46	TD 52.77	JB
OM15	DC_OM15	1-Jul-25	1055	22.25	TD 51.17	AJM
OM15D	DC_OM15&D	1-Jul-25	1053	25.66	TD 72.96	AJM
OM17D	DC_OM17&D	1-Jul-25	1115	18.84	TD 43.17	AJM
OM22S	DC_OM22#S	1-Jul-25	1430	20.03	TD 40.09	AJM
OM23S	DC_OM23#S	07/2/25	1107	42.49	~~Couldn't be reached~~ TD - 46.05	AJW
OM25D	DC_OM25&D	1-Jul-25	1303	58.11	77.27	AJM
OM26	DC_OM26	07/02/25	10:10	31.13	TD: 62.15	AJW
OM27	DC_OM27	07/02/25	10:21	33.98	TD: 61.88	AJW
OM28	DC_OM28	07/02/25	10:26	49.15	TD: 68.12	AJW
OR03S	DC_OR03#S	07/02/25	11:45	45.87	TD: 60.33	AJW
OR05D	DC_OR05&D	07/02/25	11:24	22.25	TD: 74.79	AJW
OR14S	DC_OR14#S	07/02/25	11:19	6.78	TD: 24.32	AJW
OR18	DC_OR18	1-Jul-25	0923	19.66	TD 53.01	AJM
P01L	DC_P01!L	7-1-25	1244	9.91	TD - 23.24	LR
P01S	DC_P01#S	7-1-25	1247	9.77	TD ~ 29.57	LR

App 7/8/25

SAR-3: Episodic Depth to Water Measurement
Event: DC-25Q3
Date Generated: 05/30/2025
All episodic water levels on SAR-3 and SAR-4 must be collected within a 24 hour period.

AJP 7/8/25

Well	Unique ID	Date	Time	Measured Depth to Water (ft bmp)	Comments	Initials
P01I	DC_P01$I	7-1-25	1251	9.74	46.87 - TD	[illegible]
P02S	DC_P02#S	7-1-25	1303	14.45	~~NO P025~~ Same as G02BS	[illegible]
P04S	DC_P04#S	7/1/25	1241	16.22	Same as G04S	LHR
P05L	DC_P05!L	7-1-25	1215	6.98	TD- 14.83	[illegible]
P05S	DC_P05#S	7-1-25	1217	6.87		[illegible]
P05D	DC_P05&D	7-1-25	1220	~~TD 45.90~~ 7.45	TD 45.90	[illegible]
P36L	DC_P36!L	7-1-25	1009	14.67	WASP NEST below ONCAP	[illegible]
P36S	DC_P36#S	7-1-25	1011	12.14	TD- 31.33	[illegible]
P36D	DC_P36&D	7-1-25	~~1011~~ 1013	12.27	TD- 51.22	[illegible]
P37L	DC_P37!L	7-1-25	951	14.42	KINK @ 14.42	[illegible]
P37D	DC_P37&D	7-1-25	953	16.20	TD- 43.14	[illegible]
P38L	DC_P38!L	7-1-25	1031	17.88	TD- 19.65	[illegible]
P38S	DC_P38#S	7-1-25	1033	17.63	TD- 31.30	[illegible]
P39L	DC_P39!L	7-1-25	1124	5.54	TD- 15.01	[illegible]
P39S	DC_P39#S	7-1-25	1126	5.84	TD- 28.14	[illegible]
P39D	DC_P39&D	7-1-25	1128	13.70	TD- 43.51	[illegible]
P40L	DC_P40!L	7-1-25	~~1137~~ 1132	10.23	TD - 20.38	AJW
P40S	DC_P40#S	7-1-25	1134	9.51	35.27 - TD	AJW
P41L	DC_P41!L	07/02/25	12:58	8.32	TD: 12.05	AJW
P41S	DC_P41#S	07/02/25	13:00	10.38	TD: 31.52	AJW
P41I1	DC_P41$I1	07/02/25	13:06	10.66	TD: 40.57	AJW
P41I2	DC_P41%I2	07/02/25	13:16	35.64	TD: 55.57	AJW
P41D	DC_P41&D	07/02/25	13:03	35.47	TD: 69.06	AJW
P42L	DC_P42!L	07/02/25	12:38	6.62	TD: 20.32	AJW
P42S	DC_P42#S	07/02/25	12:40	6.51	TD: 31.38	AJW
P42I1	DC_P42$I1	07/02/25	12:43	6.74	TD: 42.25	AJW
P42I2	DC_P42%I2	07/02/25	12:44	32.33	TD: 57.24	AJW

SAR-3: Episodic Depth to Water Measurement
Event: DC-25Q3
Date Generated: 05/30/2025
All episodic water levels on SAR-3 and SAR-4 must be collected within a 24 hour period.

Well	Unique ID	Date	Time	Measured Depth to Water (ft bmp)	Comments	Initials
P42D	DC_P42&D	07/02/25	12:49	37.52	TD: 76.52	AJW
P52	DC_P52	07/02/25	12:09	16.73	TD: 28.30	AJW
P57L	DC_P57!L	07/02/25	12:28	20.48	TD: 22.42	AJW
P57S	DC_P57#S	07/02/25	12:26 ~~30.78~~	20.08	37.52 TD	AJW
P60	DC_P60	7-1-25	1147	26.41	TD 37.24	KD
P61	DC_P61	7-1-25	1543	12.40	TD 29.49	KD
P62	DC_P62	7-1-25	1512	12.32	TD ~~20.~~ 19.05	KD
P63	DC_P63	7-1-25	1507	14.36	TD 20.41	KD
P64	DC_P64	7-1-25	1555	15.05	TD 18.87	KD
R10L	DC_R10!L	7-1-25	956	22.50	TD-27.14	KD
R11L	DC_R11!L	7-1-25	958	21.59	TD-26.59	KD
R13L	DC_R13!L	7-1-25	1024	21.50		KD
R61L	DC_R61!L	7-1-25	1401	22.83	TD 31.39	KD
R72S	DC_R72#S	7-1-25	1310	37.60	DRY	KD
T43L	DC_T43!L	7-1-25	922	7.75		KD
T44L	DC_T44!L	7-1-25	918	11.84		KD
T45L	DC_T45!L	7-1-25	925	9.70		KD
T46L	DC_T46!L	7-1-25	914	8.26		KD

ATTACHMENT B.
845 QUARTERLY REPORT - QUARTER 3, 2025
DUCK CREEK POWER PLANT, BOTTOM ASH BASIN, CANTON, IL

Duck Creek

WELL/SAMPLE POINT BA01 **Purge Method:** Dedicated Bladder

Date: 3-Jul-25 Start Time: 1007 Finish/Sample Time: 1114

Well Depth (Bottom) From MP: ft Min. Purge Volume: 1000 mL

Depth to Water From MP: 15.00 ft Total Purge Volume: 4300 mL

Water Column Length: ft

Well Water Volume: L Total Drawdown: 0.03 ft

Reading (Units)	Time	Depth ft.	Flow Rate mL/min	pH s.u.	Spec Cond umhos/cm	Temp deg C	ORP mV	DO mg/L	Turb NTU
1	1024	15.03	150	7.65	0.000	19.83	78	5.21	412
2	1029	15.03	150	7.02	0.002	17.81	64	0.00	413
3	1034	16.03	150	7.05	0.000	17.87	63	0.00	417
4	1039	15.03	150	7.07	0.00	17.89	65	0.00	418
5									
Stabilization	NA	NA	NA	± 0.1	± 3%	± 0.1	± 10	± 10% or 0.2	10% if >10

Field Meter: Horiba

Check pH if reading is below 6.9

Secondary pH Meter: —

Sample Appearance:

Odor: ■ None ☐ Slight ☐ Mod. ☐ Strong

Color ■ None ☐ Slight ☐ Mod. ☐ Strong

Turb: ☐ None ■ Slight ☐ Mod ☐ Strong

Well Integrity	Yes	No
Well has ID sign	X	
Casing locked/secure	X	
Well cap fits securely.	X	
Good seal/drainage	X	
Well has weep holes	X	

BOTTLE INFORMATION:

Unfiltered	
Qty	Bottles
	VOAs (C,V, 40mL, HCL)
	VOAS (C,V, 40mL)
	Organics (A,G,U 1000mL)
	Organics (A,G,U 500mL)
	TOC (A,V 40mL, H2SO4)
	TOX (A,G 500mL, H2SO4)
1	Metals (P,250mL, HNO3)
	Cyanide (P, 250mL, NaOH)
1	General (P,1000mL)
	General (P, 500 mL)
	Ammonia (P, 250mL, H2SO4)
1	Rad (P, 2.5L, HNO3)

4

Filtered	
Qty	Bottles
	Metals (P,250mL, HNO3)
	Ammonia (P,250mL, H2S04)
	General (P,500mL)
1	General (P,1000mL)
	TOC (A,V, 40mL, H2SO4)

Final DTW: 15.03 ft

Comments

Sampler's Signature: [signature]

ATTACHMENT B.
845 QUARTERLY REPORT - QUARTER 3, 2025
DUCK CREEK POWER PLANT, BOTTOM ASH BASIN, CANTON, IL

Duck Creek

WELL/SAMPLE POINT BA02 **Purge Method:** Dedicated Bladder

Date: 7-3-25 Start Time: 1128 Finish/Sample Time: 1254

Well Depth (Bottom) From MP: _____ ft Min. Purge Volume: 1000 mL

Depth to Water From MP: 10.25 ft Total Purge Volume: ~~3000~~ mL

Water Column Length: _____ ft

Well Water Volume: _____ L Total Drawdown: 3.5 ft

3-Jul-25 AO

Reading	Time	Depth	Flow Rate	pH	Spec Cond	Temp	ORP	DO	Turb
(Units)		ft.	mL/min	s.u.	umhos/cm	deg C	mV	mg/L	NTU
1	1140	11.25	~~150~~ 100	7.63	866	21.93	143	2.00	102
2	1143	11.45	~~150~~ 100	7.60	860	21.35	142	2.19	91.7
3	1146	11.54	~~150~~ 100	7.62	867	21.16	142	2.28	92.0
4	1149	11.69	~~150~~ 100	7.62	867	20.32	143	5.32	84.5
5	1152	11.82	100	7.64	870	20.30	145	5.34	86.8
Stabilization	NA	NA	NA	± 0.1	± 3%	± 0.1	± 10	± 10% or 0.2	10% if >10

Field Meter: Horiba

Check pH if reading is below 6.9

Secondary pH Meter: —

Sample Appearance:

Odor: ■ None ☐ Slight ☐ Mod. ☐ Strong

Color ■ None ☐ Slight ☐ Mod. ☐ Strong

Turb: ■ None ☐ Slight ☐ Mod ☐ Strong

Well Integrity	Yes	No
Well has ID sign	X	
Casing locked/secure	X	
Well cap fits securely.	X	
Good seal/drainage	X	
Well has weep holes	X	

BOTTLE INFORMATION:

Unfiltered	
Qty	Bottles
	VOAs (C,V, 40mL, HCL)
	VOAS (C,V, 40mL)
	Organics (A,G,U 1000mL)
	Organics (A,G,U 500mL)
	TOC (A,V 40mL, H2SO4)
	TOX (A,G 500mL, H2SO4)
1	Metals (P,250mL, HNO3)
	Cyanide (P, 250mL, NaOH)
1	General (P,1000mL)
	General (P, 500 mL)
	Ammonia (P, 250mL, H2SO4)
1	Rad (P, 2.5L, HNO3)

4

Filtered	
Qty	Bottles
	Metals (P,250mL, HNO3)
	Ammonia (P,250mL, H2S04)
	General (P,500mL)
1	General (P,1000mL)
	TOC (A,V, 40mL, H2SO4)

Final DTW: 13.75 ft

Comments

Sampler's Signature: [signature]

ATTACHMENT B.
845 QUARTERLY REPORT - QUARTER 3, 2025
DUCK CREEK POWER PLANT, BOTTOM ASH BASIN, CANTON, IL

Duck Creek

WELL/SAMPLE POINT **BA02 (Cont.)**

Reading	Time	Depth	Flow Rate	pH	Spec Cond	Temp	ORP	DO	Turb
(Units)		ft.	mL/min	s.u.	umhos/cm	deg C	mV	mg/L	NTU
6	1155	11.93	100	7.64	868	[illegible]	148	5.44	778
7						20.28			
8									
9									
10									
11									
12									
13									
14									
15									
16									
17									
18									
19									
20									
Stabilization	NA	NA	NA	± 0.1	± 3%	± 0.1	± 10	± 10% or 0.2	10% if >10

Comments

Sampler's Signature: [illegible]

ATTACHMENT B.
845 QUARTERLY REPORT - QUARTER 3, 2025
DUCK CREEK POWER PLANT, BOTTOM ASH BASIN, CANTON, IL

Duck Creek

WELL/SAMPLE POINT BA02L

Purge Method: Dedicated Peristaltic Tubing

Date: ~~7-3-25~~ 10-Jul-25

Start Time: App 7/11/25 ~~1232~~ 1130

Finish/Sample Time: ~~1238~~ 1312

Well Depth (Bottom) From MP: 14.35 ft

Min. Purge Volume: 1000 mL

Depth to Water From MP: ~~10.07~~ 10.74 ft

Total Purge Volume: 2500 mL

Water Column Length: ~~4.28~~ 3.61 ft

Well Water Volume: ~~2.59~~ L 2.19

Total Drawdown: 3.56 ft

Reading (Units)	Time	Depth ft.	Flow Rate mL/min	pH s.u.	Spec Cond umhos/cm	Temp deg C	ORP mV	DO mg/L	Turb NTU
1	1144	12.39	100	7.16	710	21.26	-109	2.18	94.2
2	1147	12.66	|	6.97	714	21.71	-104	2.04	76.3
3	1150	12.88	|	6.90	716	21.87	-103	2.16	71.3
4	1153	13.15	|	6.90	718	21.88	-103	2.13	79.7
5	1156	13.39	|	6.90	716	21.97	-106	1.96	76.5
Stabilization	NA	NA	NA	± 0.1	± 3%	± 0.1	± 10	± 10% or 0.2	10% if >10

Field Meter: Horiba

Check pH if reading is below 6.9 or above 7.7

Secondary pH Meter: –

Sample Appearance:

Odor: ☑ None ☐ Slight ☐ Mod. ☐ Strong

Color ☐ None ☐ Slight ☐ Mod. ☑ Strong

Turb: ☐ None ☐ Slight ☐ Mod ☑ Strong

Well Integrity	Yes	No
Well has ID sign	X	
Casing locked/secure	X	
Well cap fits securely.	X	
Good seal/drainage	X	
Well has weep holes	X	

BOTTLE INFORMATION:

Unfiltered	
Qty	Bottles
	VOAs (C,V, 40mL, HCL)
	VOAS (C,V, 40mL)
	Organics (A,G,U 1000mL)
	Organics (A,G,U 500mL)
	TOC (A,V 40mL, H2SO4)
	TOX (A,G 500mL, H2SO4)
1	Metals (P,250mL, HNO3)
	Cyanide (P, 250mL, NaOH)
1	General (P,1000mL)
	General (P, 500 mL)
	Ammonia (P, 250mL, H2SO4)
1	Rad (P, 2.5L, HNO3)

4

Filtered	
Qty	Bottles
	Metals (P,250mL, HNO3)
	Ammonia (P,250mL, H2S04)
	General (P,500mL)
1	General (P,1000mL)
	TOC (A,V, 40mL, H2SO4)

Final DTW: 11.71/14.30 ft

Comments ~~Drawdown too quick to sample.~~ Return 10-Jul-25 to re-attempt sampling. Well stabilized at 1130. Flow rate inconsistent afterwards, jumping between 50mL-100mL/min

Sampler's Signature: [signature]

App 7/11/25

ATTACHMENT B.
845 QUARTERLY REPORT - QUARTER 3, 2025
DUCK CREEK POWER PLANT, BOTTOM ASH BASIN, CANTON, IL

Duck Creek

WELL/SAMPLE POINT BA03 **Purge Method:** Dedicated Bladder

Date: 7-3-25 Start Time: 1519 Finish/Sample Time: 1616

Well Depth (Bottom) From MP: ____ ft Min. Purge Volume: 1000 mL

Depth to Water From MP: 9.84 ft Total Purge Volume: 2000 mL

Water Column Length: ____ ft

Well Water Volume: ____ L Total Drawdown: 0.5 ft

Reading (Units)	Time	Depth ft.	Flow Rate mL/min	pH s.u.	Spec Cond umhos/cm	Temp deg C	ORP mV	DO mg/L	Turb NTU
1	1535	10.20	150	7.66	759	21.67	206	0.38	696
2	1538	10.25	150	7.65	754	21.65	204	0.34	65.4
3	1541	10.29	150	7.63	756	21.62	202	0.36	67.8
4									
5									
Stabilization	NA	NA	NA	± 0.1	± 3%	± 0.1	± 10	± 10% or 0.2	10% if >10

Field Meter: Horiba

Check pH if reading is below 6.9

Secondary pH Meter: —

Sample Appearance:

Odor: ☑ None ☐ Slight ☐ Mod. ☐ Strong

Color ☑ None ☐ Slight ☐ Mod. ☐ Strong

Turb: ☑ None ☐ Slight ☐ Mod ☐ Strong

Well Integrity	Yes	No
Well has ID sign	X	
Casing locked/secure	X	
Well cap fits securely.	X	
Good seal/drainage	X	
Well has weep holes	X	

BOTTLE INFORMATION:

Unfiltered	
Qty	Bottles
	VOAs (C,V, 40mL, HCL)
	VOAS (C,V, 40mL)
	Organics (A,G,U 1000mL)
	Organics (A,G,U 500mL)
	TOC (A,V 40mL, H2SO4)
	TOX (A,G 500mL, H2SO4)
1	Metals (P,250mL, HNO3)
	Cyanide (P, 250mL, NaOH)
1	General (P,1000mL)
	General (P, 500 mL)
	Ammonia (P, 250mL, H2SO4)
1	Rad (P, 2.5L, HNO3)

4

Filtered	
Qty	Bottles
	Metals (P,250mL, HNO3)
	Ammonia (P,250mL, H2S04)
	General (P,500mL)
1	General (P,1000mL)
	TOC (A,V, 40mL, H2SO4)

Final DTW: 10.34 ft

Comments

Sampler's Signature: [signature]

Duck Creek

WELL/SAMPLE POINT BA03L **Purge Method:** Dedicated Bladder

Date: 7-3-25 Start Time: 1307 Finish/Sample Time: 1511

Well Depth (Bottom) From MP: _____ ft Min. Purge Volume: 1000 mL

Depth to Water From MP: 9.55 ft Total Purge Volume: 2000 mL

Water Column Length: _____ ft

Well Water Volume: _____ L Total Drawdown: N/A ft

Reading (Units)	Time	Depth ft.	Flow Rate mL/min	pH s.u.	Spec Cond umhos/cm	Temp deg C	ORP mV	DO mg/L	Turb NTU
1	1320	N/A*	150	7.50	1300	21.56	155	1.60	70.8
2	1324	N/A*	150	7.46	1310	21.53	157	1.53	69.8
3	1328	N/A*	150	7.44	1330	21.50	159	1.58	69.4
4									
5									
Stabilization	NA	NA	NA	± 0.1	± 3%	± 0.1	± 10	± 10% or 0.2	10% if >10

Field Meter: Horiba

Check pH if reading is below 6.9 or above 7.7

Secondary pH Meter: —

Sample Appearance:

Odor: ■ None ☐ Slight ☐ Mod. ☐ Strong

Color ■ None ☐ Slight ☐ Mod. ☐ Strong

Turb: ■ None ☐ Slight ☐ Mod ☐ Strong

Well Integrity	Yes	No
Well has ID sign	X	
Casing locked/secure	X	
Well cap fits securely.	X	
Good seal/drainage	X	
Well has weep holes	X	

BOTTLE INFORMATION:

Unfiltered	
Qty	Bottles
	VOAs (C,V, 40mL, HCL)
	VOAS (C,V, 40mL)
	Organics (A,G,U 1000mL)
	Organics (A,G,U 500mL)
	TOC (A,V 40mL, H2SO4)
	TOX (A,G 500mL, H2SO4)
1+1	Metals (P,250mL, HNO3)
	Cyanide (P, 250mL, NaOH)
1+1	General (P,1000mL)
	General (P, 500 mL)
	Ammonia (P, 250mL, H2SO4)
1+1	Rad (P, 2.5L, HNO3)

4

4 FD

Filtered	
Qty	Bottles
	Metals (P,250mL, HNO3)
	Ammonia (P,250mL, H2S04)
	General (P,500mL)
1+1	General (P,1000mL)
	TOC (A,V, 40mL, H2SO4)

Final DTW: N/A ft

Comments * Water level below pump. Field dup filled here

Sampler's Signature: BJohannan

ATTACHMENT B.
845 QUARTERLY REPORT - QUARTER 3, 2025
DUCK CREEK POWER PLANT, BOTTOM ASH BASIN, CANTON, **Duck Creek**

WELL/SAMPLE POINT **BA04** **Purge Method:** **Dedicated Bladder**

Date: 10-Jul-25 Start Time: 1337 Finish/Sample Time: 1438

Well Depth (Bottom) From MP: _____ ft Min. Purge Volume: 1000 mL

Depth to Water From MP: 7.00 ft Total Purge Volume: 2500 mL

Water Column Length: _____ ft

Well Water Volume: _____ L Total Drawdown: 0.20 ft

Reading (Units)	Time	Depth ft.	Flow Rate mL/min	pH s.u.	Spec Cond umhos/cm	Temp deg C	ORP mV	DO mg/L	Turb NTU
1	1347	7.20	150	7.21	944	21.95	-54	3.70	5.7
2	1349	7.20		7.10	949	21.91	-52	0.83	2.7
3	1351	7.20		7.02	953	21.40	-50	0.96	1.1
4	1353	7.20		6.97	952	21.35	-49	0.99	1.2
5	1355	7.20	—	6.94	945	21.30	-48	1.06	4.4
Stabilization	NA	NA	NA	± 0.1	± 3%	± 0.1	± 10	± 10% or 0.2	10% if >10

Field Meter: Horiba

Check pH if reading is below 6.9

Secondary pH Meter: —

Sample Appearance:

Odor: ☑ None ☐ Slight ☐ Mod. ☐ Strong

Color ☑ None ☐ Slight ☐ Mod. ☐ Strong

Turb: ☑ None ☐ Slight ☐ Mod ☐ Strong

Well Integrity	Yes	No
Well has ID sign	✓	
Casing locked/secure	✓	
Well cap fits securely.	✓	
Good seal/drainage	✓	
Well has weep holes	✓	

BOTTLE INFORMATION:

Unfiltered	
Qty	**Bottles**
	VOAs (C,V, 40mL, HCL)
	VOAS (C,V, 40mL)
	Organics (A,G,U 1000mL)
	Organics (A,G,U 500mL)
	TOC (A,V 40mL, H2SO4)
	TOX (A,G 500mL, H2SO4)
1	Metals (P,250mL, HNO3)
	Cyanide (P, 250mL, NaOH)
1	General (P,1000mL)
	General (P, 500 mL)
	Ammonia (P, 250mL, H2SO4)
1	Rad (P, 2.5L, HNO3)

4

Filtered	
Qty	**Bottles**
	Metals (P,250mL, HNO3)
	Ammonia (P,250mL, H2S04)
	General (P,500mL)
1	General (P,1000mL)
	TOC (A,V, 40mL, H2SO4)

Final DTW: 7.20 ft

Comments

Sampler's Signature: [signature]

Duck Creek

WELL/SAMPLE POINT BA05 **Purge Method:** Dedicated Bladder

Date: 07/16/25 Start Time: 11:56 Finish/Sample Time: 13:00

Well Depth (Bottom) From MP: 44.42 ft Min. Purge Volume: 1000 mL

Depth to Water From MP: 21.35 ft Total Purge Volume: 2350 mL

Water Column Length: 23.07 ft

Well Water Volume: 13.97 L Total Drawdown: 3.00 ft

Reading (Units)	Time	Depth ft.	Flow Rate mL/min	pH s.u.	Spec Cond umhos/cm	Temp deg C	ORP mV	DO mg/L	Turb NTU
1	12:08	22.26	150	7.15	1570	21.62	1	3.98	131
2	12:10	22.26	150	7.07	1580	21.88	-18	3.10	218
3	12:14	22.26	150	7.02	1590	22.22	-29	3.20	232
4	12:16	22.26	150	6.96	1600	22.87	-44	1.71	254
5	12:18	22.26	150	6.92	1610	23.31	-52	1.68	252
Stabilization	NA	NA	NA	± 0.1	± 3%	± 0.1	± 10	± 10% or 0.2	10% if >10

Field Meter: Horiba

Check pH if reading is below 6.9 or above 7.7

Secondary pH Meter: Oakton

Sample Appearance:

Odor: ☒ None ☐ Slight ☐ Mod. ☐ Strong

Color ☐ None ☒ Slight ☐ Mod. ☐ Strong

Turb: ☐ None ☒ Slight ☐ Mod ☐ Strong

Well Integrity	Yes	No
Well has ID sign	X	
Casing locked/secure	X	
Well cap fits securely.	X	
Good seal/drainage	X	
Well has weep holes	X	

BOTTLE INFORMATION:

Unfiltered	
Qty	Bottles
	VOAs (C,V, 40mL, HCL)
	VOAS (C,V, 40mL)
	Organics (A,G,U 1000mL)
	Organics (A,G,U 500mL)
	TOC (A,V 40mL, H2SO4)
	TOX (A,G 500mL, H2SO4)
1	Metals (P,250mL, HNO3)
	Cyanide (P, 250mL, NaOH)
1	General (P,1000mL)
	General (P, 500 mL)
	Ammonia (P, 250mL, H2SO4)
1	Rad (P, 2.5L, HNO3)

4

Filtered	
Qty	Bottles
	Metals (P,250mL, HNO3)
	Ammonia (P,250mL, H2S04)
	General (P,500mL)
1	General (P,1000mL)
	TOC (A,V, 40mL, H2SO4)

Final DTW: 24.35 ft

Comments

Sampler's Signature: [signature]

Duck Creek

WELL/SAMPLE POINT **BA05 (Cont.)**

Reading	Time	Depth	Flow Rate	pH	Spec Cond	Temp	ORP	DO	Turb
(Units)		ft.	mL/min	s.u.	umhos/cm	deg C	mV	mg/L	NTU
6	12:20	22.26	150	6.91	1620	23.42	-57	1.85	244
7	12:22	22.26	150	6.90	1630	23.57	-58	1.72	238
8	12:24	22.26	150	6.90	1630	23.63	-60	1.65	235
9	12:26	22.26	150	6.90	1630	23.67	-61	1.59	240
10									
11									
12									
13									
14									
15									
16									
17									
18									
19									
20									
Stabilization	NA	NA	NA	± 0.1	± 3%	± 0.1	± 10	± 10% or 0.2	10% if >10

Comments

Sampler's Signature: Vicky Wetuska

ATTACHMENT B.
845 QUARTERLY REPORT - QUARTER 3, 2025
DUCK CREEK POWER PLANT, BOTTOM ASH BASIN, CANTON, IL

Duck Creek

1

WELL/SAMPLE POINT BA06 **Purge Method:** Dedicated Bladder

Date: 10-Jul-25 Start Time: 1504 Finish/Sample Time: 1623

Well Depth (Bottom) From MP: ft Min. Purge Volume: 1000 mL

Depth to Water From MP: 22.45 ft Total Purge Volume: 3400 mL

Water Column Length: ft

Well Water Volume: L Total Drawdown: 1.29 ft

Reading (Units)	Time	Depth ft.	Flow Rate mL/min	pH s.u.	Spec Cond umhos/cm	Temp deg C	ORP mV	DO mg/L	Turb NTU
1	1515	23.74	100	7.17	1920	25.30	-78	1.66	17.7
2	1518	23.74	|	7.02	1650	23.62	-67	1.76	20.8
3	1521	23.74	|	6.99	1130	23.63	-63	1.16	28.3
4	1524	23.74	|	6.91	2330	23.87	-60	0.99	24.2
5	1527	23.74	|	6.87	2310	23.75	-58	0.89	27.2
Stabilization	NA	NA	NA	± 0.1	± 3%	± 0.1	± 10	± 10% or 0.2	10% if >10

Field Meter: Horiba

Check pH if reading is below 6.9 or above 7.7

Secondary pH Meter: —

Sample Appearance:

Odor: ☑ None ☐ Slight ☐ Mod. ☐ Strong

Color ☑ None ☐ Slight ☐ Mod. ☐ Strong

Turb: ☑ None ☐ Slight ☐ Mod ☐ Strong

Well Integrity	Yes	No
Well has ID sign	✓	
Casing locked/secure	✓	
Well cap fits securely.	✓	
Good seal/drainage	✓	
Well has weep holes	✓	

BOTTLE INFORMATION:

Unfiltered	
Qty	Bottles
	VOAs (C,V, 40mL, HCL)
	VOAS (C,V, 40mL)
	Organics (A,G,U 1000mL)
	Organics (A,G,U 500mL)
	TOC (A,V 40mL, H2SO4)
	TOX (A,G 500mL, H2SO4)
1	Metals (P,250mL, HNO3)
	Cyanide (P, 250mL, NaOH)
1	General (P,1000mL)
	General (P, 500 mL)
	Ammonia (P, 250mL, H2SO4)
1	Rad (P, 2.5L, HNO3)

4

Filtered	
Qty	Bottles
	Metals (P,250mL, HNO3)
	Ammonia (P,250mL, H2S04)
	General (P,500mL)
1	General (P,1000mL)
	TOC (A,V, 40mL, H2SO4)

Final DTW: 23.74 ft

Comments

Sampler's Signature: [signature]

ATTACHMENT B.
845 QUARTERLY REPORT - QUARTER 3, 2025
DUCK CREEK POWER PLANT, BOTTOM ASH BASIN, CANTON, IL

Duck Creek

WELL/SAMPLE POINT **BA06 (Cont.)**

Reading	Time	Depth	Flow Rate	pH	Spec Cond	Temp	ORP	DO	Turb
(Units)		ft.	mL/min	s.u.	umhos/cm	deg C	mV	mg/L	NTU
6	1530	23.74	100	6.84	2110	23.71	-77	0.78	26.5
7	1533	23.74	1	6.83	2330	23.65	-72	0.78	25.4
8	1536	23.74	1	6.91	2220	23.61	-67	0.77	25.5
9									
10									
11									
12									
13									
14									
15									
16									
17									
18									
19									
20									
Stabilization	NA	NA	NA	± 0.1	± 3%	± 0.1	± 10	± 10% or 0.2	10% if >10

Comments

Sampler's Signature: [illegible]

ATTACHMENT B.
845 QUARTERLY REPORT - QUARTER 3, 2025
DUCK CREEK POWER PLANT, BOTTOM ASH BASIN, CANTON, IL

Duck Creek

WELL/SAMPLE POINT G02S **Purge Method:** Dedicated Bladder

Date: 07/15/25 Start Time: 14:30 Finish/Sample Time: 15:30

Well Depth (Bottom) From MP: 29.06 ft Min. Purge Volume: 1000 mL

Depth to Water From MP: 10.50 ft Total Purge Volume: ~~1900~~ mL ~~2200~~ 2500 APP 7/11/25

Water Column Length: 18.56 ft

Well Water Volume: 11.24 L Total Drawdown: 1.65 ft

Reading (Units)	Time	Depth ft.	Flow Rate mL/min	pH s.u.	Spec Cond umhos/cm	Temp deg C	ORP mV	DO mg/L	Turb NTU
1	14:42	11.05	150	6.80	814	20.27	-95	2.02	45.2
2	14:44	11.05	150	6.78	823	20.47	-97	1.73	38.6
3	14:46	11.05	150	6.76	820	20.70	-98	1.32	36.9
4	14:48	11.05	150	6.75	817	21.01	-98	1.10	30.3
5	14:50	11.05	150	6.76	815	21.09	-98	0.99	28.7
Stabilization	NA	NA	NA	± 0.1	± 3%	± 0.1	± 10	± 10% or 0.2	10% if >10

Field Meter: Horiba

Sample Appearance:

Odor: ☐ None ☒ Slight ☐ Mod. ☐ Strong

Color ☒ None ☐ Slight ☐ Mod. ☐ Strong

Turb: ☐ None ☒ Slight ☐ Mod ☐ Strong

Well Integrity	Yes	No
Well has ID sign	X	
Casing locked/secure	X	
Well cap fits securely.	X	
Good seal/drainage	X	
Well has weep holes	X	

BOTTLE INFORMATION:

Unfiltered Qty	Bottles
	VOAs (C,V, 40mL, HCL)
	VOAS (C,V, 40mL)
	Organics (A,G,U 1000mL)
	Organics (A,G,U 500mL)
	TOC (A,V 40mL, H2SO4)
	TOX (A,G 250mL, H2SO4)
1	Metals (P,250mL, HNO3)
	Cyanide (P, 250mL, NaOH)
	Ammonia (P,250mL, H2S04)
	General (P,500mL)
1	General (P,1000mL)
1	Rad (P, 2.5L, HNO3)

5

Filtered Qty	Bottles
1	Metals (P,250mL, HNO3)
	Ammonia (P,250mL, H2S04)
1	General (P,500mL)
	General (P,1000mL)
	TOC (A,V 40mL, H2SO4)

Final DTW: 12.15 ft

Comments

Sampler's Signature: [signature]

Duck Creek

WELL/SAMPLE POINT **G02S (Cont.)**

Reading	Time	Depth	Flow Rate	pH	Spec Cond	Temp	ORP	DO	Turb
(Units)		ft.	mL/min	s.u.	umhos/cm	deg C	mV	mg/L	NTU
6	14:52	11.05	150	6.76	811	21.07	-97	1.02	28.2
7									
8									
9									
10									
11									
12									
13									
14									
15									
16									
17									
18									
19									
20									
Stabilization	NA	NA	NA	± 0.1	± 3%	± 0.1	± 10	± 10% or 0.2	10% if >10

Comments

Sampler's Signature:

ATTACHMENT B.
845 QUARTERLY REPORT - QUARTER 3, 2025
DUCK CREEK POWER PLANT, BOTTOM ASH BASIN, CANTON, **Duck Creek**

WELL/SAMPLE POINT **G04S** **Purge Method:** **Dedicated Bladder**

Date: ~~07/14/25~~ AJW ~~07/14/25~~ 07/15/25 Start Time: 13:10 Finish/Sample Time: 13:55

AJW 07/15/25

Well Depth (Bottom) From MP: **35.30** ft Min. Purge Volume: 1000 mL

Depth to Water From MP: 17.90 ft Total Purge Volume: ~~2050~~ 2800 mL

Water Column Length: 17.40 ft

Well Water Volume: 10.54 L Total Drawdown: 0.40 ft

APP 7/15

Reading (Units)	Time	Depth ft.	Flow Rate mL/min	pH s.u.	Spec Cond umhos/cm	Temp deg C	ORP mV	DO mg/L	Turb NTU
1	13:26	18.10	150	7.22	952	19.15	97	2.88	96.4
2	13:28	18.10	150	7.19	966	18.76	75	2.85	71.1
3	13:30	18.10	150	7.20	970	18.68	70	2.76	61.9
4	13:32	18.10	150	7.21	976	18.57	72	2.84	58.8
5	13:34	18.10	150	7.23	979	18.66	79	3.04	51.8
Stabilization	NA	NA	NA	± 0.1	± 3%	± 0.1	± 10	± 10% or 0.2	10% if >10

Field Meter: Horiba

Sample Appearance:

Odor: ☒ None ☐ Slight ☐ Mod. ☐ Strong

Color ☒ None ☐ Slight ☐ Mod. ☐ Strong

Turb: ☐ None ☒ Slight ☐ Mod ☐ Strong

Well Integrity	Yes	No
Well has ID sign	X	
Casing locked/secure	X	
Well cap fits securely.	X	
Good seal/drainage	X	
Well has weep holes	X	

BOTTLE INFORMATION:

Unfiltered	
Qty	Bottles
	VOAs (C,V, 40mL, HCL)
	VOAS (C,V, 40mL)
	Organics (A,G,U 1000mL)
	Organics (A,G,U 500mL)
	TOC (A,V 40mL, H2SO4)
	TOX (A,G 250mL, H2SO4)
1	Metals (P,250mL, HNO3)
	Cyanide (P, 250mL, NaOH)
	Ammonia (P,250mL, H2S04)
	General (P,500mL)
1	General (P,1000mL)
	Rad (P, 2.5L, HNO3)

3

Filtered	
Qty	Bottles
	Metals (P,250mL, HNO3)
	Ammonia (P,250mL, H2S04)
1	General (P,500mL)
	General (P,1000mL)
	TOC (A,V 40mL, H2SO4)

Final DTW: 18.30 ft

Comments

Sampler's Signature: Andy Witeska

Duck Creek

WELL/SAMPLE POINT **G04S (Cont.)**

Reading (Units)	Time	Depth ft.	Flow Rate mL/min	pH s.u.	Spec Cond umhos/cm	Temp deg C	ORP mV	DO mg/L	Turb NTU
6	13:36	18.10	150	7.23	977	18.66	88	2.99	49.4
7	13:38	18.10	150	7.23	975	18.60	88	2.94	47.7
8									
9									
10									
11									
12									
13									
14									
15									
16									
17									
18									
19									
20									
Stabilization	NA	NA	NA	± 0.1	± 3%	± 0.1	± 10	± 10% or 0.2	10% if >10

Comments

Sampler's Signature:

ATTACHMENT B.
845 QUARTERLY REPORT - QUARTER 3, 2025
DUCK CREEK POWER PLANT, BOTTOM ASH BASIN, CANTON, IL

Duck Creek

WELL/SAMPLE POINT G06L **Purge Method:** Dedicated Peristaltic Tubing

Date: 07/16/25 Start Time: 10:35 Finish/Sample Time: 11:40

Well Depth (Bottom) From MP: 25.34 ft Min. Purge Volume: 1000 mL

Depth to Water From MP: 23.42 ft Total Purge Volume: 2050 mL

Water Column Length: 1.93 ft

Well Water Volume: 1.17 L Total Drawdown: 1.93 ft

Reading (Units)	Time	Depth ft.	Flow Rate mL/min	pH s.u.	Spec Cond umhos/cm	Temp deg C	ORP mV	DO mg/L	Turb NTU
1	10:44	23.92	150	6.99	935	19.09	235	6.24	27.2
2	10:46	24.10	150	6.86	923	18.20	242	5.27	19.2
3	10:48	24.20	150	6.79	905	18.74	246	4.76	16.7
4	10:50	24.20	150	6.78	898	18.78	249	4.70	16.7
5	10:52	24.28	150	6.78	904	20.72	254	5.07	17.3
Stabilization	NA	NA	NA	± 0.1	± 3%	± 0.1	± 10	± 10% or 0.2	10% if >10

Field Meter: Horiba

Sample Appearance:

Odor: ☒ None ☐ Slight ☐ Mod. ☐ Strong

Color ☒ None ☐ Slight ☐ Mod. ☐ Strong

Turb: ☒ None ☐ Slight ☐ Mod ☐ Strong

Well Integrity	Yes	No
Well has ID sign	X	
Casing locked/secure	X	
Well cap fits securely.	X	
Good seal/drainage	X	
Well has weep holes	X	

BOTTLE INFORMATION:

Unfiltered Qty	Unfiltered Bottles
	VOAs (C,V, 40mL, HCL)
	VOAS (C,V, 40mL)
	Organics (A,G,U 1000mL)
	Organics (A,G,U 500mL)
	TOC (A,V 40mL, H2SO4)
	TOX (A,G 250mL, H2SO4)
	Metals (P,250mL, HNO3)
	Cyanide (P, 250mL, NaOH)
	Ammonia (P,250mL, H2S04)
	General (P,500mL)
1+1	General (P,1000mL)
	Rad (P, 2.5L, HNO3)

3+3

Filtered Qty	Filtered Bottles
1+1	Metals (P,250mL, HNO3)
	Ammonia (P,250mL, H2S04)
	General (P,500mL)
1+1	General (P,1000mL)
	TOC (A,V 40mL, H2SO4)

Final DTW: 25.34 ft

Comments Field dup. Had to wait for well to slowly recharge to complete sampling.

Sampler's Signature: [signature]

Duck Creek

WELL/SAMPLE POINT **G06L (Cont.)**

Reading	Time	Depth	Flow Rate	pH	Spec Cond	Temp	ORP	DO	Turb
(Units)		ft.	mL/min	s.u.	umhos/cm	deg C	mV	mg/L	NTU
6	10:54	24.32	150	6.77	905	20.70	257	5.20	16.3
7	10:56	24.40	150	6.75	908	20.66	260	5.20	15.6
8									
9									
10									
11									
12									
13									
14									
15									
16									
17									
18									
19									
20									
Stabilization	NA	NA	NA	± 0.1	± 3%	± 0.1	± 10	± 10% or 0.2	10% if >10

Comments

Sampler's Signature: Kathy Hutsko

ATTACHMENT B.
845 QUARTERLY REPORT - QUARTER 3, 2025
DUCK CREEK POWER PLANT, BOTTOM ASH BASIN, CANTON, IL

Duck Creek

WELL/SAMPLE POINT G06S **Purge Method:** Dedicated Bladder

Date: 02/10/25 Start Time: 14:45 Finish/Sample Time: 15:16

Well Depth (Bottom) From MP: 44.69 ft Min. Purge Volume: 1000 mL

Depth to Water From MP: 23.64 ft Total Purge Volume: 3200 mL

Water Column Length: 21.05 ft

Well Water Volume: 12.75 L Total Drawdown: 0.0 ft

Reading (Units)	Time	Depth ft.	Flow Rate mL/min	pH s.u.	Spec Cond umhos/cm	Temp deg C	ORP mV	DO mg/L	Turb NTU
1	14:56	23.64	150	7.20	855	20.00	169	1.33	162
2	14:58	23.64	150	7.11	874	20.19	161	1.05	163
3	15:00	23.64	150	7.06	892	20.56	164	0.84	141
4	15:02	23.64	150	7.02	903	20.71	162	0.66	133
5	15:04	23.64	150	6.98	922	20.92	158	0.52	117
Stabilization	NA	NA	NA	± 0.1	± 3%	± 0.1	± 10	± 10% or 0.2	10% if >10

Field Meter: Horiba

Sample Appearance:

Odor: ☒ None ☐ Slight ☐ Mod. ☐ Strong

Color ☒ None ☐ Slight ☐ Mod. ☐ Strong

Turb: ☐ None ☒ Slight ☐ Mod ☐ Strong

Well Integrity	Yes	No
Well has ID sign	X	
Casing locked/secure	X	
Well cap fits securely.	X	
Good seal/drainage	X	
Well has weep holes	X	

BOTTLE INFORMATION:

Unfiltered	
Qty	Bottles
	VOAs (C,V, 40mL, HCL)
	VOAS (C,V, 40mL)
	Organics (A,G,U 1000mL)
	Organics (A,G,U 500mL)
	TOC (A,V 40mL, H2SO4)
	TOX (A,G 250mL, H2SO4)
1	Metals (P,250mL, HNO3)
	Cyanide (P, 250mL, NaOH)
	Ammonia (P,250mL, H2S04)
	General (P,500mL)
1	General (P,1000mL)
	Rad (P, 2.5L, HNO3)

3

Filtered	
Qty	Bottles
	Metals (P,250mL, HNO3)
	Ammonia (P,250mL, H2S04)
1	General (P,500mL)
	General (P,1000mL)
	TOC (A,V 40mL, H2SO4)

Final DTW: 23.64 ft

Comments **Check pH if readings are below 6.5 or above 7.2**

Sampler's Signature: [signature]

Duck Creek

WELL/SAMPLE POINT **G06S (Cont.)**

Reading	Time	Depth	Flow Rate	pH	Spec Cond	Temp	ORP	DO	Turb
(Units)		ft.	mL/min	s.u.	umhos/cm	deg C	mV	mg/L	NTU
6	15:06	23.64	150	6.96	929	20.91	157	0.46	109
7	15:08	23.64	150	6.95	932	20.94	155	0.44	102
8	15:10	23.64	150	6.95	931	21.00	154	0.43	100
9									
10									
11									
12									
13									
14									
15									
16									
17									
18									
19									
20									
Stabilization	NA	NA	NA	± 0.1	± 3%	± 0.1	± 10	± 10% or 0.2	10% if >10

Comments

Sampler's Signature: [signature]

Duck Creek

WELL/SAMPLE POINT **G07L** ASW 07/16/25 ASW 07/16/25 **Purge Method:** **Dedicated Peristaltic Tubing**

Date: ~~07/15/25~~ 07/16/25 Start Time: ~~11:20~~ 10:20 Finish/Sample Time: 10:30

Well Depth (Bottom) From MP: **23.45** ft Min. Purge Volume: 1000 mL

Depth to Water From MP: 22.74 ft Total Purge Volume: 0 mL

Water Column Length: 0.71 ft

Well Water Volume: 0.43 L Total Drawdown: 0 ft

Reading (Units)	Time	Depth ft.	Flow Rate mL/min	pH s.u.	Spec Cond umhos/cm	Temp deg C	ORP mV	DO mg/L	Turb NTU
1									
2									
3									
4									
5									
Stabilization	NA	NA	NA	± 0.1	± 3%	± 0.1	± 10	± 10% or 0.2	10% if >10

Field Meter: Horiba

Sample Appearance:

Odor: ☐ None ☐ Slight ☐ Mod. ☐ Strong

Color ☐ None ☐ Slight ☐ Mod. ☐ Strong

Turb: ☐ None ☐ Slight ☐ Mod ☐ Strong

Well Integrity	Yes	No
Well has ID sign	X	
Casing locked/secure	X	
Well cap fits securely.	X	
Good seal/drainage	X	
Well has weep holes	X	

BOTTLE INFORMATION:

Unfiltered	
Qty	Bottles
	VOAs (C,V, 40mL, HCL)
	VOAS (C,V, 40mL)
	Organics (A,G,U 1000mL)
	Organics (A,G,U 500mL)
	TOC (A,V 40mL, H2SO4)
	TOX (A,G 250mL, H2SO4)
	Metals (P,250mL, HNO3)
	Cyanide (P, 250mL, NaOH)
	Ammonia (P,250mL, H2S04)
	General (P,500mL)
	General (P,1000mL)
	Rad (P, 2.5L, HNO3)

Filtered	
Qty	Bottles
	Metals (P,250mL, HNO3)
	Ammonia (P,250mL, H2S04)
	General (P,500mL)
	General (P,1000mL)
	TOC (A,V 40mL, H2SO4)

Final DTW: ~~0~~ 22.74 ft ASW 7/18/25

Comments Well does not have enough water to sample.

Sampler's Signature: [signature]

ATTACHMENT B.
845 QUARTERLY REPORT - QUARTER 3, 2025
DUCK CREEK POWER PLANT, BOTTOM ASH BASIN, CANTON, **Duck Creek**

WELL/SAMPLE POINT G08L **Purge Method:** Dedicated Peristaltic Tubing

Date: 07/14/25 Start Time: 1405 Finish/Sample Time: 1423

Well Depth (Bottom) From MP: 23.07 ft Min. Purge Volume: 1000 mL

Depth to Water From MP: 22.09 ft Total Purge Volume: 0 mL

Water Column Length: 0.98 ft

Well Water Volume: 0.59 L Total Drawdown: 0 ft

Reading	Time	Depth	Flow Rate	pH	Spec Cond	Temp	ORP	DO	Turb
(Units)		ft.	mL/min	s.u.	umhos/cm	deg C	mV	mg/L	NTU
1									
2									
3									
4									
5									
Stabilization	NA	NA	NA	± 0.1	± 3%	± 0.1	± 10	± 10% or 0.2	10% if >10

Field Meter: HORIBA

Sample Appearance:

Odor: ☐ None ☐ Slight ☑ Mod. ☐ Strong

Color ☐ None ☑ Slight ☐ Mod. ☐ Strong

Turb: ☐ None ☑ Slight ☐ Mod. ☐ Strong

Well Integrity	Yes	No
Well has ID sign	✓	
Casing locked/secure	✓	
Well cap fits securely.	✓	
Good seal/drainage	✓	
Well has weep holes	✓	

BOTTLE INFORMATION:

Unfiltered	
Qty	Bottles
	VOAs (C,V, 40mL, HCL)
	VOAS (C,V, 40mL)
	Organics (A,G,U 1000mL)
	Organics (A,G,U 500mL)
	TOC (A,V 40mL, H2SO4)
	TOX (A,G 250mL, H2SO4)
	Metals (P,250mL, HNO3)
	Cyanide (P, 250mL, NaOH)
	Ammonia (P,250mL, H2S04)
	General (P,500mL)
	General (P,1000mL)
	Rad (P, 2.5L, HNO3)

Filtered	
Qty	Bottles
	Metals (P,250mL, HNO3)
	Ammonia (P,250mL, H2S04)
	General (P,500mL)
	General (P,1000mL)
	TOC (A,V 40mL, H2SO4)

Final DTW: — ft

Comments NOT ENOUGH WATER TO SAMPLE.

Sampler's Signature:

ATTACHMENT B.
845 QUARTERLY REPORT - QUARTER 3, 2025
DUCK CREEK POWER PLANT, BOTTOM ASH BASIN, CANTON **Duck Creek**

WELL/SAMPLE POINT G09L **Purge Method:** Dedicated Peristaltic Tubing

Date: 07/14/25 Start Time: 1426 Finish/Sample Time: 1450

Well Depth (Bottom) From MP: 23.54 ft Min. Purge Volume: 1000 mL

Depth to Water From MP: 22.29 ft Total Purge Volume: 0 mL

Water Column Length: 1.25 ft

Well Water Volume: 0.75 L Total Drawdown: 0 ft

Reading (Units)	Time	Depth ft.	Flow Rate mL/min	pH s.u.	Spec Cond umhos/cm	Temp deg C	ORP mV	DO mg/L	Turb NTU
1									
2									
3									
4									
5									
Stabilization	NA	NA	NA	± 0.1	± 3%	± 0.1	± 10	± 10% or 0.2	10% if >10

Field Meter: HORIBA

Sample Appearance:

Odor: ☐ None ☐ Slight ☐ Mod. ☐ Strong

Color ☐ None ☐ Slight ☐ Mod. ☐ Strong

Turb: ☐ None ☐ Slight ☐ Mod ☐ Strong

Well Integrity	Yes	No
Well has ID sign	✓	
Casing locked/secure	✓	
Well cap fits securely.	✓	
Good seal/drainage	✓	
Well has weep holes	✓	

BOTTLE INFORMATION:

Unfiltered	
Qty	Bottles
	VOAs (C,V, 40mL, HCL)
	VOAS (C,V, 40mL)
	Organics (A,G,U 1000mL)
	Organics (A,G,U 500mL)
	TOC (A,V 40mL, H2SO4)
	TOX (A,G 250mL, H2SO4)
	Metals (P,250mL, HNO3)
	Cyanide (P, 250mL, NaOH)
	Ammonia (P,250mL, H2S04)
	General (P,500mL)
	General (P,1000mL)
	Rad (P, 2.5L, HNO3)

Filtered	
Qty	Bottles
	Metals (P,250mL, HNO3)
	Ammonia (P,250mL, H2S04)
	General (P,500mL)
	General (P,1000mL)
	TOC (A,V 40mL, H2SO4)

Final DTW: — ft

Comments NOT ENOUGH WATER TO SAMPLE.

Sampler's Signature:

ATTACHMENT B.
845 QUARTERLY REPORT - QUARTER 3, 2025
DUCK CREEK POWER PLANT, BOTTOM ASH BASIN, CANTON **Duck Creek**

WELL/SAMPLE POINT G09S **Purge Method:** Dedicated Bladder

Date: 07/10/25 Start Time: 15:18 Finish/Sample Time: 15:54

Well Depth (Bottom) From MP: 34.34 ft Min. Purge Volume: 1000 mL

Depth to Water From MP: 22.35 ft Total Purge Volume: 2850 mL

Water Column Length: 11.99 ft

Well Water Volume: 7.26 L Total Drawdown: 2.20 ft

Reading (Units)	Time	Depth ft.	Flow Rate mL/min	pH s.u.	Spec Cond umhos/cm	Temp deg C	ORP mV	DO mg/L	Turb NTU
1	15:28	24.30	150	7.28	773	19.64	189	3.71	322
2	15:30	24.30	150	7.15	779	19.70	184	3.29	265
3	15:32	24.30	150	7.10	781	19.97	183	3.16	223
4	15:34	24.30	150	7.07	781	20.21	184	3.05	186
5	15:36	24.30	150	7.05	780	20.31	185	2.87	172
Stabilization	NA	NA	NA	± 0.1	± 3%	± 0.1	± 10	± 10% or 0.2	10% if >10

Field Meter: Horiba

Sample Appearance:

Odor: ☒ None ☐ Slight ☐ Mod. ☐ Strong

Color ☒ None ☐ Slight ☐ Mod. ☐ Strong

Turb: ☐ None ☒ Slight ☐ Mod ☐ Strong

Well Integrity	Yes	No
Well has ID sign	X	
Casing locked/secure	X	
Well cap fits securely.	X	
Good seal/drainage	X	
Well has weep holes	X	

BOTTLE INFORMATION:

Unfiltered Qty	Bottles
	VOAs (C,V, 40mL, HCL)
	VOAS (C,V, 40mL)
	Organics (A,G,U 1000mL)
	Organics (A,G,U 500mL)
	TOC (A,V 40mL, H2SO4)
	TOX (A,G 250mL, H2SO4)
1	Metals (P,250mL, HNO3)
	Cyanide (P, 250mL, NaOH)
	Ammonia (P,250mL, H2S04)
	General (P,500mL)
1	General (P,1000mL)
	Rad (P, 2.5L, HNO3)

3

Filtered Qty	Bottles
	Metals (P,250mL, HNO3)
	Ammonia (P,250mL, H2S04)
1	General (P,500mL)
	General (P,1000mL)
	TOC (A,V 40mL, H2SO4)

Final DTW: 24.55 ft

Comments **Check pH if readings are below 6.5 or above 7.2**

Sampler's Signature: [signature]

Duck Creek

WELL/SAMPLE POINT **G09S (Cont.)**

Reading	Time	Depth	Flow Rate	pH	Spec Cond	Temp	ORP	DO	Turb
(Units)		ft.	mL/min	s.u.	umhos/cm	deg C	mV	mg/L	NTU
6	15:38	24:30	150	7.05	781	20.35	187	2.78	165
7	15:40	24.30	150	7.04	782	20.34	188	2.64	157
8									
9									
10									
11									
12									
13									
14									
15									
16									
17									
18									
19									
20									
Stabilization	NA	NA	NA	± 0.1	± 3%	± 0.1	± 10	± 10% or 0.2	10% if >10

Comments

Sampler's Signature:

Duck Creek

WELL/SAMPLE POINT G12S **Purge Method:** Dedicated Bladder

Date: 07/15/25 Start Time: 10:36 Finish/Sample Time: 11:15

Well Depth (Bottom) From MP: 36.88 ft Min. Purge Volume: 1000 mL

Depth to Water From MP: 23.61 ft Total Purge Volume: ~~2050~~ 2800 mL

Water Column Length: 13.27 ft

Well Water Volume: 8.04 L Total Drawdown: 1.84 ft

AP 7/17/25

Reading (Units)	Time	Depth ft.	Flow Rate mL/min	pH s.u.	Spec Cond umhos/cm	Temp deg C	ORP mV	DO mg/L	Turb NTU
1	10:46	24.31	150	7.63	723	18.66	-25	3.48	300
2	10:48	24.31	150	7.50	716	18.74	-38	2.86	282
3	10:50	24.48	150	7.45	677	18.91	-32	2.33	150
4	10:52	24.51	150	7.45	675	18.90	-25	2.12	134
5	10:54	24.51	150	7.45	671	18.94	-18	2.11	111
Stabilization	NA	NA	NA	± 0.1	± 3%	± 0.1	± 10	± 10% or 0.2	10% if >10

Field Meter: Horiba

Sample Appearance:

Odor: ☒ None ☐ Slight ☐ Mod. ☐ Strong

Color ☒ None ☐ Slight ☐ Mod. ☐ Strong

Turb: ☐ None ☒ Slight ☐ Mod ☐ Strong

Well Integrity	Yes	No
Well has ID sign	X	
Casing locked/secure	X	
Well cap fits securely.	X	
Good seal/drainage	X	
Well has weep holes	X	

BOTTLE INFORMATION:

Unfiltered	
Qty	Bottles
	VOAs (C,V, 40mL, HCL)
	VOAS (C,V, 40mL)
	Organics (A,G,U 1000mL)
	Organics (A,G,U 500mL)
	TOC (A,V 40mL, H2SO4)
	TOX (A,G 250mL, H2SO4)
1	Metals (P,250mL, HNO3)
	Cyanide (P, 250mL, NaOH)
	Ammonia (P,250mL, H2S04)
	General (P,500mL)
1	General (P,1000mL)
	Rad (P, 2.5L, HNO3)

3

Filtered	
Qty	Bottles
	Metals (P,250mL, HNO3)
	Ammonia (P,250mL, H2S04)
1	General (P,500mL)
	General (P,1000mL)
	TOC (A,V 40mL, H2SO4)

Final DTW: 25.45 ft

Comments **Check pH if readings are above 7.2**

pH readings checked with oakton.

Sampler's Signature: [signature]

Duck Creek

WELL/SAMPLE POINT **G12S (Cont.)**

Reading (Units)	Time	Depth ft.	Flow Rate mL/min	pH s.u.	Spec Cond umhos/cm	Temp deg C	ORP mV	DO mg/L	Turb NTU
6	10:56	24.51	150	7.45	1668	18.96	-13	2.18	113
7	10:58	24.51	150	7.45	1667	18.97	-10	2.24	109
8									
9									
10									
11									
12									
13									
14									
15									
16									
17									
18									
19									
20									
Stabilization	NA	NA	NA	± 0.1	± 3%	± 0.1	± 10	± 10% or 0.2	10% if >10

Comments

Sampler's Signature:

ATTACHMENT B.
845 QUARTERLY REPORT - QUARTER 3, 2025
DUCK CREEK POWER PLANT, BOTTOM ASH BASIN, CANTON **Duck Creek**

WELL/SAMPLE POINT G15L ASW 07/16/25 **Purge Method:** Dedicated Peristaltic Tubing

Date: ~~7-15-25~~ 07/16/25 Start Time: ~~1218~~ ~~9:17~~ 13:27 ASW 07/16/25 Finish/Sample Time: ~~1256~~ ~~10:00~~ 14:20 ASW 07/16/25

Well Depth (Bottom) From MP: 34.43 ft Min. Purge Volume: 1000 mL

Depth to Water From MP: 31.75 ft Total Purge Volume: 2800 mL

Water Column Length: 2.68 ft

Well Water Volume: 1.62 L Total Drawdown: 0.17 ft

Reading (Units)	Time	Depth ft.	Flow Rate mL/min	pH s.u.	Spec Cond umhos/cm	Temp deg C	ORP mV	DO mg/L	Turb NTU
1	13:40	31.92	150	6.97	910	23.02	221	5.06	192
2	13:42	31.92	150	6.91	895	23.87	188	5.10	177
3	13:44	31.92	150	6.97	888	23.90	224	5.41	160
4	13:46	31.92	150	7.11	895	25.28	224	5.71	163
5	13:48	31.92	150	7.09	893	25.32	224	5.67	169
Stabilization	NA	NA	NA	± 0.1	± 3%	± 0.1	± 10	± 10% or 0.2	10% if >10

Field Meter: Horiba

Sample Appearance:

Odor: ☒ None ☐ Slight ☐ Mod. ☐ Strong

Color ☒ None ☐ Slight ☐ Mod. ☐ Strong

Turb: ☐ None ☒ Slight ☐ Mod ☐ Strong

Well Integrity	Yes	No
Well has ID sign	X	
Casing locked/secure	X	
Well cap fits securely.	X	
Good seal/drainage	X	
Well has weep holes	X	

BOTTLE INFORMATION:

Unfiltered	
Qty	Bottles
	VOAs (C,V, 40mL, HCL)
	VOAS (C,V, 40mL)
	Organics (A,G,U 1000mL)
	Organics (A,G,U 500mL)
	TOC (A,V 40mL, H2SO4)
	TOX (A,G 250mL, H2SO4)
	Metals (P,250mL, HNO3)
	Cyanide (P, 250mL, NaOH)
	Ammonia (P,250mL, H2S04)
	General (P,500mL)
	General (P,1000mL)
	Rad (P, 2.5L, HNO3)

1

Filtered	
Qty	Bottles
1	Metals (P,250mL, HNO3)
	Ammonia (P,250mL, H2S04)
	General (P,500mL)
	General (P,1000mL)
	TOC (A,V 40mL, H2SO4)

Final DTW: ~~31.55~~ 31.92 ft ASW 07/16/25

Comments PERI NOT ABLE TO DRAW WATER
07/16/25 ~~peristaltic is broken, unable to sample.~~ got Dixit

Sampler's Signature: [signature]

WELL/SAMPLE POINT **G15L (Cont.)**

Reading	Time	Depth	Flow Rate	pH	Spec Cond	Temp	ORP	DO	Turb
(Units)		ft.	mL/min	s.u.	umhos/cm	deg C	mV	mg/L	NTU
6	13:50	31.92	150	7.15	895	25.35	224	5.72	1.72
7									
8									
9									
10									
11									
12									
13									
14									
15									
16									
17									
18									
19									
20									
Stabilization	NA	NA	NA	± 0.1	± 3%	± 0.1	± 10	± 10% or 0.2	10% if >10

Comments

Sampler's Signature: Lily Ulrich

ATTACHMENT B.
845 QUARTERLY REPORT - QUARTER 3, 2025
DUCK CREEK POWER PLANT, BOTTOM ASH BASIN, CANTON, IL

Duck Creek

WELL/SAMPLE POINT G15S **Purge Method:** Dedicated Bladder

Date: 07/14/25 Start Time: 1252 Finish/Sample Time: 1345

Well Depth (Bottom) From MP: 44.32 ft Min. Purge Volume: 1000 mL

Depth to Water From MP: 32.02 ft Total Purge Volume: ~~1300~~ 1400 mL

Water Column Length: 12.30 ft

Well Water Volume: 7.44 L Total Drawdown: 1.62 ft

APP 7/15/25

Reading (Units)	Time	Depth ft.	Flow Rate mL/min	pH s.u.	Spec Cond umhos/cm	Temp deg C	ORP mV	DO mg/L	Turb NTU
1	1314	33.56	100	7.60	811	19.89	150	2.44	0.0
2	1317	33.64	100	7.62	816	19.81	155	2.42	0.0
3	1320	33.64	100	7.66	8060	19.87	155	2.42	0.0
4									
5									
Stabilization	NA	NA	NA	± 0.1	± 3%	± 0.1	± 10	± 10% or 0.2	10% if >10

Field Meter: HORIBA

Sample Appearance:

Odor: ☑ None ☐ Slight ☐ Mod. ☐ Strong

Color ☑ None ☐ Slight ☐ Mod. ☐ Strong

Turb: ☑ None ☐ Slight ☐ Mod ☐ Strong

Well Integrity	Yes	No
Well has ID sign	✓	
Casing locked/secure	✓	
Well cap fits securely.	✓	
Good seal/drainage	✓	
Well has weep holes	✓	

BOTTLE INFORMATION:

Unfiltered	
Qty	Bottles
	VOAs (C,V, 40mL, HCL)
	VOAS (C,V, 40mL)
	Organics (A,G,U 1000mL)
	Organics (A,G,U 500mL)
	TOC (A,V 40mL, H2SO4)
	TOX (A,G 250mL, H2SO4)
1	Metals (P,250mL, HNO3)
	Cyanide (P, 250mL, NaOH)
	Ammonia (P,250mL, H2S04)
	General (P,500mL)
1	General (P,1000mL)
	Rad (P, 2.5L, HNO3)

3

Filtered	
Qty	Bottles
	Metals (P,250mL, HNO3)
	Ammonia (P,250mL, H2S04)
1	General (P,500mL)
	General (P,1000mL)
	TOC (A,V 40mL, H2SO4)

Final DTW: 33.64 ft

Comments **Check pH if readings are below 6.2**

Sampler's Signature:

ATTACHMENT B.
845 QUARTERLY REPORT - QUARTER 3, 2025
DUCK CREEK POWER PLANT, BOTTOM ASH BASIN, CANTON, IL **Duck Creek**

WELL/SAMPLE POINT G50L **Purge Method:** Dedicated Bladder

Date: 7/16/25 Start Time: 1431 Finish/Sample Time: 1527

Well Depth (Bottom) From MP: 19.19 ft Min. Purge Volume: 1000 mL

Depth to Water From MP: 14.55 ft Total Purge Volume: 2875 mL

Water Column Length: 4.64 ft

Well Water Volume: 2.81 L Total Drawdown: -0.2 ft

Reading (Units)	Time	Depth (ft.)	Flow Rate (mL/min)	pH (s.u.)	Spec Cond (umhos/cm)	Temp (deg C)	ORP (mV)	DO (mg/L)	Turb (NTU)
1	1449	14.63	125	7.05	759	18.74	91	2.50	0.0
2	1452	14.53	125	6.83	762	18.03	98	1.46	0.0
3	1455	14.53	125	6.79	763	17.82	97	1.42	0.0
4	1458	14.53	125	6.72	764	17.82	96	1.41	0.0
5	1501	14.53	125	6.77	764	17.81	95	1.40	0.0
Stabilization	NA	NA	NA	± 0.1	± 3%	± 0.1	± 10	± 10% or 0.2	10% if >10

Field Meter: Horiba

Sample Appearance:

Odor: ■ None ☐ Slight ☐ Mod. ☐ Strong

Color ■ None ☐ Slight ☐ Mod. ☐ Strong

Turb: ■ None ☐ Slight ☐ Mod ☐ Strong

Well Integrity	Yes	No
Well has ID sign	X	
Casing locked/secure	X	
Well cap fits securely.	X	
Good seal/drainage	X	
Well has weep holes	X	

BOTTLE INFORMATION:

Unfiltered	
Qty	Bottles
	VOAs (C,V, 40mL, HCL)
	VOAS (C,V, 40mL)
	Organics (A,G,U 1000mL)
	Organics (A,G,U 500mL)
	TOC (A,V 40mL, H2SO4)
	TOX (A,G 250mL, H2SO4)
1	Metals (P,250mL, HNO3)
	Cyanide (P, 250mL, NaOH)
	Phenols (A,G,250mL, H2SO4)
1	General (P,500mL)
	General (P,1000mL)
	Rad (P, 2.5L, HNO3)

3

Filtered	
Qty	Bottles
	Metals (P,250mL, HNO3)
	Ammonia (P,250mL, H2S04)
1	General (P,500mL)
	General (P, 1000mL)
	TOC (A,V 40mL, H2SO4)

Final DTW: 14.53 ft

Comments wasp nest. wasp nest still in casing on 7/16

Sampler's Signature: Johannan

Duck Creek

WELL/SAMPLE POINT G50S **Purge Method:** Dedicated Bladder

Date: 07/07/25 Start Time: 1320 Finish/Sample Time: 1421

Well Depth (Bottom) From MP: 37.30 ft Min. Purge Volume: 1000 mL

Depth to Water From MP: 13.73 ft Total Purge Volume: 1000 mL

Water Column Length: 23.57 ft

Well Water Volume: 14.27 L Total Drawdown: 6.71 ft

Reading (Units)	Time	Depth (ft.)	Flow Rate (mL/min)	pH (s.u.)	Spec Cond (umhos/cm)	Temp (deg C)	ORP (mV)	DO (mg/L)	Turb (NTU)
1	1340	~~7.18~~ 18.68	100	7.10	604	17.13	-114	0.96	4.0
2	1341	19.03	100	7.07	602	17.16	-112	1.00	1.0
3	1342	19.03	100	7.05	600	17.09	-111	1.01	1.2
4									
5									
Stabilization	NA	NA	NA	± 0.1	± 3%	± 0.1	± 10	± 10% or 0.2	10% if >10

Field Meter: HORIBA

Sample Appearance:

Odor: ☑ None ☐ Slight ☐ Mod. ☐ Strong

Color ☑ None ☐ Slight ☐ Mod. ☐ Strong

Turb: ☑ None ☐ Slight ☐ Mod ☐ Strong

Well Integrity	Yes	No
Well has ID sign	✓	
Casing locked/secure	✓	
Well cap fits securely.	✓	
Good seal/drainage	✓	
Well has weep holes	✓	

BOTTLE INFORMATION:

Unfiltered Qty	Bottles
	VOAs (C,V, 40mL, HCL)
	VOAS (C,V, 40mL)
	Organics (A,G,U 1000mL)
	Organics (A,G,U 500mL)
	TOC (A,V 40mL, H2SO4)
	TOX (A,G 250mL, H2SO4)
1	Metals (P,250mL, HNO3)
	Cyanide (P, 250mL, NaOH)
	Phenols (A,G,250mL, H2SO4)
	General (P,500mL)
1	General (P,1000mL)
1	Rad (P,2.5L, HNO3)

5

Filtered Qty	Bottles
1	Metals (P,250mL, HNO3)
	Ammonia (P,250mL, H2S04)
1	General (P,500mL)
	General (P,1000mL)
	TOC (A,V 40mL, H2SO4)

Final DTW: 20.44 ft

Comments

Sampler's Signature:

Duck Creek

WELL/SAMPLE POINT G51L

Purge Method: Dedicated Peristaltic Tubing

Date: ~~7-17-2025~~ 7/18/25 dab

Start Time: 1041

Finish/Sample Time: 1117

Well Depth (Bottom) From MP: 7/18/25 20.21 ft

Min. Purge Volume: 1000 mL

Depth to Water From MP: 16.64 ft

Total Purge Volume: 2000 mL

Water Column Length: 3.57 ft

Well Water Volume: 2.16 L

Total Drawdown: 2.22 ft

Reading (Units)	Time	Depth (ft.)	Flow Rate (mL/min)	pH (s.u.)	Spec Cond (umhos/cm)	Temp (deg C)	ORP (mV)	DO (mg/L)	Turb (NTU)
1	1053	18.00	200	8.04	20	23.70	144	7.15	4.0
2	1055	18.28	200	7.81	15	23.86	165	4.78	2.7
3	1057	18.37	200	6.73	771	22.14	52	1.56	47.8
4	1059	18.49	200	6.72	777	22.12	48	1.85	44.2
5	1101	18.62	200	6.71	775	22.08	44	1.82	42.7
Stabilization	NA	NA	NA	± 0.1	± 3%	± 0.1	± 10	± 10% or 0.2	10% if >10

Field Meter: HORIBA

Sample Appearance:

Odor: ☒ None ☐ Slight ☐ Mod. ☐ Strong

Color ☒ None ☐ Slight ☐ Mod. ☐ Strong

Turb: ☐ None ☒ Slight ☐ Mod ☐ Strong

Well Integrity	Yes	No
Well has ID sign	X	
Casing locked/secure	X	
Well cap fits securely.	X	
Good seal/drainage	X	
Well has weep holes	X	

BOTTLE INFORMATION:

Unfiltered	
Qty	Bottles
	VOAs (C,V, 40mL, HCL)
	VOAS (C,V, 40mL)
	Organics (A,G,U 1000mL)
	Organics (A,G,U 500mL)
	TOC (A,V 40mL, H2SO4)
	TOX (A,G 250mL, H2SO4)
1	Metals (P,250mL, HNO3)
	Cyanide (P, 250mL, NaOH)
	Phenols (A,G,250mL, H2SO4)
1	General (P,500mL)
	General (P,1000mL)
	Rad (P, 2.5L, HNO3)

3

Filtered	
Qty	Bottles
	Metals (P,250mL, HNO3)
	Ammonia (P,250mL, H2S04)
1	General (P,500mL)
	General (P,1000mL)
	TOC (A,V 40mL, H2SO4)

Final DTW: 18.86 ft

Comments

Sampler's Signature: [signature]

ATTACHMENT B.
845 QUARTERLY REPORT - QUARTER 3, 2025
DUCK CREEK POWER PLANT, BOTTOM ASH BASIN, CANTON **Duck Creek**

KMD 7/7/25

WELL/SAMPLE POINT G51~~L~~8 **Purge Method:** **Dedicated Peristaltic Tubing**

Date: 07/07/25 Start Time: 1140 Finish/Sample Time: 1230

Well Depth (Bottom) From MP: 32.17 ~~20.21~~ ft Min. Purge Volume: 1000 mL

Depth to Water From MP: 16.07 ft Total Purge Volume: 1200 mL

Water Column Length: ~~4.14~~ ft 16.10

Well Water Volume: KMD 7/7/25 ~~2.50~~ L 9.75 Total Drawdown: 9.25 ft

Reading (Units)	Time	Depth (ft.)	Flow Rate (mL/min)	pH (s.u.)	Spec Cond (umhos/cm)	Temp (deg C)	ORP (mV)	DO (mg/L)	Turb (NTU)
1	1200	20.13	100	5.83	598	17.86	-46	10.36	33.9
2	1202	20.38	100	6.94	596	16.38	-44	9.79	24.3
3	1203	20.69	100	6.94	595	16.29	-48	9.76	24.9
4	1204	20.90	100	6.92	593	16.39	-47	9.74	24.6
5									
Stabilization	NA	NA	NA	± 0.1	± 3%	± 0.1	± 10	± 10% or 0.2	10% if >10

Field Meter: HORIBA

Sample Appearance:

Odor: ☐ None ☐ Slight ☑ Mod. ☐ Strong

Color ☐ None ☑ Slight ☐ Mod. ☐ Strong

Turb: ☑ None ☐ Slight ☐ Mod ☐ Strong

Well Integrity	Yes	No
Well has ID sign	✓	
Casing locked/secure	✓	
Well cap fits securely.	✓	
Good seal/drainage	✓	
Well has weep holes	✓	

BOTTLE INFORMATION:

Unfiltered	
Qty	Bottles
	VOAs (C,V, 40mL, HCL)
	VOAS (C,V, 40mL)
	Organics (A,G,U 1000mL)
	Organics (A,G,U 500mL)
	TOC (A,V 40mL, H2SO4)
	TOX (A,G 250mL, H2SO4)
1	Metals (P,250mL, HNO3)
	Cyanide (P, 250mL, NaOH)
	Phenols (A,G,250mL, H2SO4)
	General (P,500mL)
1	General (P,1000mL)
1	Rad (P, 2.5L, HNO3)

5

Filtered	
Qty	Bottles
1	Metals (P,250mL, HNO3)
	Ammonia (P,250mL, H2S04)
1	General (P,500mL)
	General (P,1000mL)
	TOC (A,V 40mL, H2SO4)

Final DTW: 25.32 ft

Comments

Sampler's Signature:

Duck Creek

WELL/SAMPLE POINT G52L **Purge Method:** Dedicated Bladder

Date: 7/7/25 Start Time: 1018 Finish/Sample Time: 1123

Well Depth (Bottom) From MP: 37.11 ft Min. Purge Volume: 1000 mL

Depth to Water From MP: 27.19 ft Total Purge Volume: 4150 mL

Water Column Length: 9.92 ft

Well Water Volume: 6.01 L Total Drawdown: 5.33 ft

Reading (Units)	Time	Depth (ft.)	Flow Rate (mL/min)	pH (s.u.)	Spec Cond (umhos/cm)	Temp (deg C)	ORP (mV)	DO (mg/L)	Turb (NTU)
1	1049	28.52	150	6.71	1390	17.98	186	0.64	0.00
2	1052	29.29	150	6.82	1340	17.21	130	0.32	0.00
3	1055	29.87	150	6.85	1300	16.60	104	0.42	0.00
4	1058	30.25	150	6.87	1310	16.05	94	0.45	0.00
5	1101	30.68	150	6.88	1300	15.91	100	0.48	0.00
Stabilization	NA	NA	NA	± 0.1	± 3%	± 0.1	± 10	± 10% or 0.2	10% if >10

Field Meter: Horiba

Sample Appearance:

Odor: ■ None ☐ Slight ☐ Mod. ☐ Strong

Color ■ None ☐ Slight ☐ Mod. ☐ Strong

Turb: ■ None ☐ Slight ☐ Mod ☐ Strong

Well Integrity	Yes	No
Well has ID sign	X	
Casing locked/secure	X	
Well cap fits securely.	X	
Good seal/drainage	X	
Well has weep holes	X	

BOTTLE INFORMATION:

Unfiltered	
Qty	Bottles
	VOAs (C,V, 40mL, HCL)
	VOAS (C,V, 40mL)
	Organics (A,G,U 1000mL)
	Organics (A,G,U 500mL)
	TOC (A,V 40mL, H2SO4)
	TOX (A,G 250mL, H2SO4)
1	Metals (P,250mL, HNO3)
	Cyanide (P, 250mL, NaOH)
	Phenols (A,G,250mL, H2SO4)
1	General (P,500mL)
	General (P,1000mL)
	Rad (P, 2.5L, HNO3)

3

Filtered	
Qty	Bottles
	Metals (P,250mL, HNO3)
	Ammonia (P,250mL, H2S04)
1	General (P,500mL)
	General (P,1000mL)
	TOC (A,V 40mL, H2SO4)

Final DTW: 32.52 ft

Comments

Sampler's Signature: BJohannan

Duck Creek

WELL/SAMPLE POINT G52L (Cont.)

Reading (Units)	Time	Depth (ft.)	Flow Rate (mL/min)	pH (s.u.)	Spec Cond (umhos/cm)	Temp (deg C)	ORP (mV)	DO (mg/L)	Turb (NTU)
6	1104	30.97	150	6.88	1300	15.87	104	0.50	0.00
7	1107	31.32	150	6.89	1290	15.89	109	0.52	0.00
8									
9									
10									
11									
12									
13									
14									
15									
16									
17									
18									
19									
20									
Stabilization	NA	NA	NA	± 0.1	± 3%	± 0.1	± 10	± 10% or 0.2	10% if >10

Comments

Sampler's Signature: JBohannan

ATTACHMENT B.
845 QUARTERLY REPORT - QUARTER 3, 2025
DUCK CREEK POWER PLANT, BOTTOM ASH BASIN, CANTON **Duck Creek**

APP 7/18/25

WELL/SAMPLE POINT **G52S** **Purge Method:** **Dedicated Peristaltic Tubing**

Date: ~~7-15-25~~ 7-16-25 Start Time: ~~1307~~ 1054 Finish/Sample Time: ~~1411~~ 1300

Well Depth (Bottom) From MP: 17 **47.31** ft Min. Purge Volume: 1000 mL

Depth to Water From MP: ~~31.40~~ ft 31.50 Total Purge Volume: 1500 mL

Water Column Length: 15.81 ft

Well Water Volume: 9.57 L Total Drawdown: .06 ft

APP 7/16/25

Reading (Units)	Time	Depth (ft.)	Flow Rate (mL/min)	pH (s.u.)	Spec Cond (umhos/cm)	Temp (deg C)	ORP (mV)	DO (mg/L)	Turb (NTU)
1	1207	31.56	16.5	7.22	1090	22.54	107	6.96	78.3
2	1210	31.56	16.5	7.26	1060	21.18	113	6.23	64.7
3	1215	31.56	16.5	7.22	1050	20.91	116	6.07	50.4
4									
5									
Stabilization	NA	NA	NA	± 0.1	± 3%	± 0.1	± 10	± 10% or 0.2	10% if >10

Field Meter: HORIBA

Sample Appearance:

Odor: ☒ None ☐ Slight ☐ Mod. ☐ Strong

Color ☒ None ☐ Slight ☐ Mod. ☐ Strong

Turb: ☒ None ☐ Slight ☐ Mod ☐ Strong

Well Integrity	Yes	No
Well has ID sign	X	
Casing locked/secure	X	
Well cap fits securely.	X	
Good seal/drainage	X	
Well has weep holes	X	

BOTTLE INFORMATION:

Unfiltered	
Qty	Bottles
	VOAs (C,V, 40mL, HCL)
	VOAS (C,V, 40mL)
	Organics (A,G,U 1000mL)
	Organics (A,G,U 500mL)
	TOC (A,V 40mL, H2SO4)
	TOX (A,G 250mL, H2SO4)
1+1	Metals (P,250mL, HNO3)
	Cyanide (P, 250mL, NaOH)
	Phenols (A,G,250mL, H2SO4)
1+1	General (P,500mL)
	General (P,1000mL)
	Rad (P,2.5L, HNO3)

6

Filtered	
Qty	Bottles
	Metals (P,250mL, HNO3)
	Ammonia (P,250mL, H2S04)
1+1	General (P,500mL)
	General (P,1000mL)
	TOC (A,V 40mL, H2SO4)

Final DTW: 31.56 ft

Comments 7-15-25 UNABLE TO DRAW WATER
7-16-25 LACK OF WATER FLOW. 50ml every 3min.

Sampler's Signature: [signature]

for Logan ROSS

ATTACHMENT B.
845 QUARTERLY REPORT - QUARTER 3, 2025
DUCK CREEK POWER PLANT, BOTTOM ASH BASIN, CANTON, IL

Duck Creek

WELL/SAMPLE POINT G53L **Purge Method:** Dedicated Bladder

Date: 7/7/2025 Start Time: 1300 Finish/Sample Time: 1345

Well Depth (Bottom) From MP: 29.78 ft Min. Purge Volume: 1000 mL

Depth to Water From MP: 12.31 ft Total Purge Volume: 2500 mL

Water Column Length: 17.47 ft

Well Water Volume: 10.58 L Total Drawdown: 1.84 ft

Reading (Units)	Time	Depth (ft.)	Flow Rate (mL/min)	pH (s.u.)	Spec Cond (umhos/cm)	Temp (deg C)	ORP (mV)	DO (mg/L)	Turb (NTU)
1	1315	13.65	100	6.42	819	19.55	80	1.33	0.00
2	1318	13.82	100	6.31	835	18.35	70	0.78	0.00
3	1321	13.98	100	6.26	833	18.08	65	0.64	0.00
4	1324	14.05	100	6.26	839	18.07	63	0.57	0.00
5	1327	14.07	100	6.24	842	18.06	62	0.53	0.00
Stabilization	NA	NA	NA	± 0.1	± 3%	± 0.1	± 10	± 10% or 0.2	10% if >10

Field Meter: Horiba

Sample Appearance:

Odor: ■ None ☐ Slight ☐ Mod. ☐ Strong

Color ■ None ☐ Slight ☐ Mod. ☐ Strong

Turb: ■ None ☐ Slight ☐ Mod ☐ Strong

Well Integrity	Yes	No
Well has ID sign	X	
Casing locked/secure	X	
Well cap fits securely.	X	
Good seal/drainage	X	
Well has weep holes	X	

BOTTLE INFORMATION:

Unfiltered	
Qty	Bottles
	VOAs (C,V, 40mL, HCL)
	VOAS (C,V, 40mL)
	Organics (A,G,U 1000mL)
	Organics (A,G,U 500mL)
	TOC (A,V 40mL, H2SO4)
	TOX (A,G 250mL, H2SO4)
1	Metals (P,250mL, HNO3)
	Cyanide (P, 250mL, NaOH)
	Phenols (A,G,250mL, H2SO4)
1	General (P,500mL)
	General (P,1000mL)
	Rad (P, 2.5L, HNO3)

3

Filtered	
Qty	Bottles
	Metals (P,250mL, HNO3)
	Ammonia (P,250mL, H2S04)
1	General (P,500mL)
	General (P,1000mL)
	TOC (A,V 40mL, H2SO4)

Final DTW: 14.15 ft

Comments

Sampler's Signature: Bohannan

Duck Creek

WELL/SAMPLE POINT G53S **Purge Method:** Dedicated Bladder

Date: 7/7/2025 Start Time: 1150 Finish/Sample Time: 1232

Well Depth (Bottom) From MP: 38.44 ft Min. Purge Volume: 1000 mL

Depth to Water From MP: 15.41 ft Total Purge Volume: 2500 mL

Water Column Length: 23.03 ft

Well Water Volume: 13.95 L Total Drawdown: 0.77 ft

Reading (Units)	Time	Depth (ft.)	Flow Rate (mL/min)	pH (s.u.)	Spec Cond (umhos/cm)	Temp (deg C)	ORP (mV)	DO (mg/L)	Turb (NTU)
1	1205	15.93	100	6.62	678	18.47	36	0.17	121
2	1208	16.06	100	6.56	681	18.44	18	0.21	110
3	1211	16.11	100	6.51	684	18.42	2	0.27	169
4	1214	16.15	100	6.46	686	18.43	-4	0.28	170
5	1217	16.18	100	6.47	687	18.44	-5	0.28	171
Stabilization	NA	NA	NA	± 0.1	± 3%	± 0.1	± 10	± 10% or 0.2	10% if >10

Field Meter: Horiba

Sample Appearance:

Odor: ■ None ☐ Slight ☐ Mod. ☐ Strong

Color ☐ None ■ Slight ☐ Mod. ☐ Strong

Turb: ☐ None ■ Slight ☐ Mod ☐ Strong

Well Integrity	Yes	No
Well has ID sign	X	
Casing locked/secure	X	
Well cap fits securely.	X	
Good seal/drainage	X	
Well has weep holes	X	

BOTTLE INFORMATION:

Unfiltered	
Qty	Bottles
	VOAs (C,V, 40mL, HCL)
	VOAS (C,V, 40mL)
	Organics (A,G,U 1000mL)
	Organics (A,G,U 500mL)
	TOC (A,V 40mL, H2SO4)
	TOX (A,G 250mL, H2SO4)
1	Metals (P,250mL, HNO3)
	Cyanide (P, 250mL, NaOH)
	Phenols (A,G,250mL, H2SO4)
1	General (P,500mL)
	General (P,1000mL)
	Rad (P, 2.5L HNO3)

3

Filtered	
Qty	Bottles
	Metals (P,250mL, HNO3)
	Ammonia (P,250mL, H2S04)
1	General (P,500mL)
	General (P,1000mL)
	TOC (A,V 40mL, H2SO4)

Final DTW: 16.18 ft

Comments

Sampler's Signature: JBohannan

 Duck Creek

WELL/SAMPLE POINT G54L **Purge Method:** Dedicated Peristaltic Tubing

Date: 9-Jul-25 Start Time: 14:34 Finish/Sample Time: ~~1557~~ 1600

Well Depth (Bottom) From MP: 40.15 ft Min. Purge Volume: 1000 mL

Depth to Water From MP: 29.55 ft Total Purge Volume: 3000 mL

Water Column Length: 10.60 ft

Well Water Volume: 6.42 L Total Drawdown: 0.77 ft

Reading (Units)	Time	Depth (ft.)	Flow Rate (mL/min)	pH (s.u.)	Spec Cond (umhos/cm)	Temp (deg C)	ORP (mV)	DO (mg/L)	Turb (NTU)
1	1352	30.05	100	6.37	1060	21.01	-42	2.35	2.5
2	1355	30.13		6.31	570	21.6	-43	1.67	0.0
3	1358	30.20		6.26	570	21.42	-43	1.46	0.0
4	1501	30.24		6.21	510	21.09	-41	01.23	0.0
5	1504	30.30		6.18	1500	21.97	-39	1.09	0.0
Stabilization	NA	NA	NA	± 0.1	± 3%	± 0.1	± 10	± 10% or 0.2	10% if >10

Field Meter: Horiba (Austin)

Check pH if reading is below 6.5

Secondary pH Meter: Horiba (Andrew)

Sample Appearance:

Odor: ☑ None ☐ Slight ☐ Mod. ☐ Strong

Color ☑ None ☐ Slight ☐ Mod. ☐ Strong

Turb: ☑ None ☐ Slight ☐ Mod ☐ Strong

Well Integrity	Yes	No
Well has ID sign	✓	
Casing locked/secure	✓	
Well cap fits securely.	✓	
Good seal/drainage	✓	
Well has weep holes	✓	

BOTTLE INFORMATION:

Unfiltered	
Qty	Bottles
	VOAs (C,V, 40mL, HCL)
	VOAS (C,V, 40mL)
	Organics (A,G,U 1000mL)
	Organics (A,G,U 500mL)
	TOC (A,V 40mL, H2SO4)
	TOX (A,G 500mL, H2SO4)
1	Metals (P,250mL, HNO3)
	Cyanide (P, 250mL, NaOH)
	General (P,1000mL)
	General (P, 500 mL)
	Ammonia (P, 250mL, H2SO4)
1	Rad (P, 2.5L, HNO3)

2
9-Jul

Filtered	
Qty	Bottles
	Metals (P,250mL, HNO3)
	Ammonia (P,250mL, H2S04)
	General (P,500mL)
	General (P,1000mL)
	TOC (A,V, 40mL, H2SO4)

Final DTW: 30.32 ft

Comments Secondary pH Meter set up after unit 3. pH reading unit 4 6.32, unit 5 6.23, unit 6 6.17, unit 7 6.12.

Sampler's Signature: [illegible]

Duck Creek

WELL/SAMPLE POINT **G54L (Cont.)**

Reading (Units)	Time	Depth (ft.)	Flow Rate (mL/min)	pH (s.u.)	Spec Cond (umhos/cm)	Temp (deg C)	ORP (mV)	DO (mg/L)	Turb (NTU)
6	1507	30.36	100	6.14	1490	22.01	-36	0.99	0.0
7	1510	30.78	L	6.13	1490	22.07	-35	0.98	0.0
8									
9									
10									
11									
12									
13									
14									
15									
16									
17									
18									
19									
20									
Stabilization	NA	NA	NA	± 0.1	± 3%	± 0.1	± 10	± 10% or 0.2	10% if >10

Comments Flow rate stoped during fill process. Cause unkown pause sampling @1557 9-Jul-25.

Sampler's Signature: [illegible]

ATTACHMENT B.
845 QUARTERLY REPORT - QUARTER 3, 2025
DUCK CREEK POWER PLANT, BOTTOM ASH BASIN, CANTON, IL

Duck Creek

WELL/SAMPLE POINT G54L **Purge Method:** Dedicated Peristaltic Tubing

Date: 7/10/2025 Start Time: 1120 Finish/Sample Time: 1138

Well Depth (Bottom) From MP: 40.15 ft Min. Purge Volume: 1000 mL

Depth to Water From MP: ft Total Purge Volume: mL

Water Column Length: ft

Well Water Volume: L Total Drawdown: ft

Reading (Units)	Time	Depth (ft.)	Flow Rate (mL/min)	pH (s.u.)	Spec Cond (umhos/cm)	Temp (deg C)	ORP (mV)	DO (mg/L)	Turb (NTU)
1									
2									
3									
4									
5									
Stabilization	NA	NA	NA	± 0.1	± 3%	± 0.1	± 10	± 10% or 0.2	10% if >10

Field Meter: —

Check pH if reading is below 6.5

Secondary pH Meter: —

Sample Appearance:

Odor: ☐ None ☐ Slight ☐ Mod. ☐ Strong

Color ☐ None ☐ Slight ☐ Mod. ☐ Strong

Turb: ☐ None ☐ Slight ☐ Mod ☐ Strong

Well Integrity	Yes	No
Well has ID sign	✓	
Casing locked/secure	✓	
Well cap fits securely.	✓	
Good seal/drainage	✓	
Well has weep holes	✓	

BOTTLE INFORMATION:

Unfiltered	
Qty	Bottles
	VOAs (C,V, 40mL, HCL)
	VOAS (C,V, 40mL)
	Organics (A,G,U 1000mL)
	Organics (A,G,U 500mL)
	TOC (A,V 40mL, H2SO4)
	TOX (A,G 500mL, H2SO4)
	Metals (P,250mL, HNO3)
	Cyanide (P, 250mL, NaOH)
	General (P,1000mL)
	General (P, 500 mL)
	Ammonia (P, 250mL, H2SO4)
	Rad (P, 2.5L, HNO3)

Filtered	
Qty	Bottles
	Metals (P,250mL, HNO3)
	Ammonia (P,250mL, H2S04)
	General (P,500mL)
	General (P,1000mL)
	TOC (A,V, 40mL, H2SO4)

Final DTW: ft

Comments remaining bottles filled field reads taken on previous day

Sampler's Signature:

ATTACHMENT B.
845 QUARTERLY REPORT - QUARTER 3, 2025
DUCK CREEK POWER PLANT, BOTTOM ASH BASIN, CANTON **Duck Creek**

WELL/SAMPLE POINT G54S **Purge Method:** Dedicated Bladder

Date: 7/7/2025 Start Time: 1405 Finish/Sample Time: 1515

Well Depth (Bottom) From MP: 51.26 ft Min. Purge Volume: 1000 mL

Depth to Water From MP: 30.44 ft Total Purge Volume: 2500 mL

Water Column Length: 20.82 ft

Well Water Volume: 12.61 L Total Drawdown: 1.36 ft

Reading (Units)	Time	Depth (ft.)	Flow Rate (mL/min)	pH (s.u.)	Spec Cond (umhos/cm)	Temp (deg C)	ORP (mV)	DO (mg/L)	Turb (NTU)
1	1428	32.80	150	6.86	726	19.89	-42	4.98	0.0
2	1431	32.80	150	6.94	727	19.73	-57	3.99	0.0
3	1434	32.80	150	6.82	727	19.22	-80	0.58	0.0
4	1437	32.80	150	6.81	728	19.25	-75	0.53	0.0
5	1440	32.80	150	6.81	729	19.28	-73	0.55	0.0
Stabilization	NA	NA	NA	± 0.1	± 3%	± 0.1	± 10	± 10% or 0.2	10% if >10

Field Meter: Horiba

Check pH if reading is below 6.5

Secondary pH Meter: N/A

Sample Appearance:

Odor: ■ None ☐ Slight ☐ Mod. ☐ Strong

Color ■ None ☐ Slight ☐ Mod. ☐ Strong

Turb: ■ None ☐ Slight ☐ Mod ☐ Strong

Well Integrity	Yes	No
Well has ID sign	X	
Casing locked/secure	X	
Well cap fits securely.	X	
Good seal/drainage	X	
Well has weep holes	X	

BOTTLE INFORMATION:

Unfiltered	
Qty	Bottles
	VOAs (C,V, 40mL, HCL)
	VOAS (C,V, 40mL)
	Organics (A,G,U 1000mL)
	Organics (A,G,U 500mL)
	TOC (A,V 40mL, H2SO4)
	TOX (A,G 500mL, H2SO4)
1	Metals (P,250mL, HNO3)
	Cyanide (P, 250mL, NaOH)
1	General (P,1000mL)
	General (P, 500 mL)
	Ammonia (P, 250mL, H2SO4)
1	Rad (P, 2.5L, HNO3)

4

Filtered	
Qty	Bottles
	Metals (P,250mL, HNO3)
	Ammonia (P,250mL, H2S04)
1	General (P,500mL)
	General (P,1000mL)
	TOC (A,V, 40mL, H2SO4)

Final DTW: 32.80 ft

Comments

Sampler's Signature: BJohannan

ATTACHMENT B.
845 QUARTERLY REPORT - QUARTER 3, 2025
DUCK CREEK POWER PLANT, BOTTOM ASH BASIN, CANTON **Duck Creek**

WELL/SAMPLE POINT G55L **Purge Method:** Dedicated Bladder

Date: 07/07/25 Start Time: 1014 Finish/Sample Time: 1051

Well Depth (Bottom) From MP: 36.60 ft Min. Purge Volume: 1000 mL

Depth to Water From MP: 26.40 ft Total Purge Volume: 1100 mL

Water Column Length: 10.20 ft

Well Water Volume: 6.17 L Total Drawdown: 3.69 ft

Reading (Units)	Time	Depth (ft.)	Flow Rate (mL/min)	pH (s.u.)	Spec Cond (umhos/cm)	Temp (deg C)	ORP (mV)	DO (mg/L)	Turb (NTU)
1	1030	28.45	100	6.59	956	17.99	9	3.22	0.0
2	1032	28.73	100	6.58	961	17.91	9	3.22	0.0
3	1034	28.92	100	6.59	965	17.94	9	3.21	0.0
4									
5									
Stabilization	NA	NA	NA	± 0.1	± 3%	± 0.1	± 10	± 10% or 0.2	10% if >10

Field Meter: KORSBA

Sample Appearance:

Odor: ☑ None ☐ Slight ☐ Mod. ☐ Strong

Color ☑ None ☐ Slight ☐ Mod. ☐ Strong

Turb: ☑ None ☐ Slight ☐ Mod ☐ Strong

Well Integrity	Yes	No
Well has ID sign	✓	
Casing locked/secure	✓	
Well cap fits securely.	✓	
Good seal/drainage	✓	
Well has weep holes	✓	

BOTTLE INFORMATION:

Unfiltered	
Qty	Bottles
	VOAs (C,V, 40mL, HCL)
	VOAS (C,V, 40mL)
	Organics (A,G,U 1000mL)
	Organics (A,G,U 500mL)
	TOC (A,V 40mL, H2SO4)
	TOX (A,G 250mL, H2SO4)
1	Metals (P,250mL, HNO3)
	Cyanide (P, 250mL, NaOH)
	Phenols (A,G,250mL, H2SO4)
1	General (P,500mL)
	General (P,1000mL)
	Rad (P,2.5L, HNO3)

3

Filtered	
Qty	Bottles
	Metals (P,250mL, HNO3)
	Ammonia (P,250mL, H2S04)
1	General (P,500mL)
	General (P,1000mL)
	TOC (A,V 40mL, H2SO4)

Final DTW: 30.09 ft

Comments

Sampler's Signature:

ATTACHMENT B.
845 QUARTERLY REPORT - QUARTER 3, 2025
DUCK CREEK POWER PLANT, BOTTOM ASH BASIN, CANTON, IL

Duck Creek

WELL/SAMPLE POINT G55S **Purge Method:** Dedicated Bladder

Date: 07/07/25 Start Time: 1052 Finish/Sample Time: 1129

Well Depth (Bottom) From MP: 46.00 ft Min. Purge Volume: 1000 mL

Depth to Water From MP: 27.83 ft Total Purge Volume: 1000 mL

Water Column Length: 18.17 ft

Well Water Volume: 11.00 L Total Drawdown: 2.39 ft

Reading (Units)	Time	Depth (ft.)	Flow Rate (mL/min)	pH (s.u.)	Spec Cond (umhos/cm)	Temp (deg C)	ORP (mV)	DO (mg/L)	Turb (NTU)
1	1110	28.95	100	6.91	750	19.26	-17	2.02	71.0
2	1111	28.99	100	6.91	749	19.30	-17	2.10	69.0
3	1112	30.03	100	6.91	747	19.34	-17	2.18	70.0
4									
5									
Stabilization	NA	NA	NA	± 0.1	± 3%	± 0.1	± 10	± 10% or 0.2	10% if >10

Field Meter: HORIBA

Sample Appearance:

Odor: ☑ None ☐ Slight ☐ Mod. ☐ Strong

Color ☑ None ☐ Slight ☐ Mod. ☐ Strong

Turb: ☑ None ☐ Slight ☐ Mod ☐ Strong

Well Integrity	Yes	No
Well has ID sign	✓	
Casing locked/secure		✓
Well cap fits securely.	✓	
Good seal/drainage	✓	
Well has weep holes	✓	

BOTTLE INFORMATION:

Unfiltered	
Qty	Bottles
	VOAs (C,V, 40mL, HCL)
	VOAS (C,V, 40mL)
	Organics (A,G,U 1000mL)
	Organics (A,G,U 500mL)
	TOC (A,V 40mL, H2SO4)
	TOX (A,G 250mL, H2SO4)
1	Metals (P,250mL, HNO3)
	Cyanide (P, 250mL, NaOH)
	Phenols (A,G,250mL, H2SO4)
1	General (P,500mL)
	General (P,1000mL)
	Rad (P, 2.5L, HNO3)

3

Filtered	
Qty	Bottles
	Metals (P,250mL, HNO3)
	Ammonia (P,250mL, H2S04)
1	General (P,500mL)
	General (P,1000mL)
	TOC (A,V 40mL, H2SO4)

Final DTW: 30.22 ft

Comments

Sampler's Signature:

ATTACHMENT B.
845 QUARTERLY REPORT - QUARTER 3, 2025
DUCK CREEK POWER PLANT, BOTTOM ASH BASIN, CANTON, IL

Duck Creek

WELL/SAMPLE POINT G56L **Purge Method:** Dedicated Peristaltic Tubing

Date: 8-Jul-25 Start Time: 1215 Finish/Sample Time: 1259

Well Depth (Bottom) From MP: 25.43 ft Min. Purge Volume: 1000 mL

Depth to Water From MP: 21.79 ft Total Purge Volume: ~~1750~~ mL 2200

Water Column Length: 3.64 ft

Well Water Volume: 2.20 L Total Drawdown: 0.93 ft

AOP 7/10/25

Reading (Units)	Time	Depth (ft.)	Flow Rate (mL/min)	pH (s.u.)	Spec Cond (umhos/cm)	Temp (deg C)	ORP (mV)	DO (mg/L)	Turb (NTU)
1	1236	22.22	150	6.54	1060	22.62	128	2.60	2.3
2	1238	22.31		6.48	1020	22.13	129	2.38	6.8
3	1240	22.36		6.44	1000	21.71	130	2.26	9.1
4	1242	22.44		6.43	990	21.68	126	2.15	10.0
5	1244	22.49	✓	6.41	978	21.62	121	2.20	12.3
Stabilization	NA	NA	NA	± 0.1	± 3%	± 0.1	± 10	± 10% or 0.2	10% if >10

Field Meter: Horiba

Sample Appearance:

Odor: ☑ None ☐ Slight ☐ Mod. ☐ Strong

Color ☑ None ☐ Slight ☐ Mod. ☐ Strong

Turb: ☑ None ☐ Slight ☐ Mod ☐ Strong

Well Integrity	Yes	No
Well has ID sign	✓	
Casing locked/secure	✓	
Well cap fits securely.	✓	
Good seal/drainage	✓	
Well has weep holes	✓	

BOTTLE INFORMATION:

Unfiltered	
Qty	Bottles
	VOAs (C,V, 40mL, HCL)
	VOAS (C,V, 40mL)
	Organics (A,G,U 1000mL)
	Organics (A,G,U 500mL)
	TOC (A,V 40mL, H2SO4)
	TOX (A,G 250mL, H2SO4)
1	Metals (P,250mL, HNO3)
	Cyanide (P, 250mL, NaOH)
	Phenols (A,G,250mL, H2SO4)
1	General (P,500mL)
	General (P,1000mL)
	Rad (P, 2.5L, HNO3)

(3)

Filtered	
Qty	Bottles
	Metals (P,250mL, HNO3)
	Ammonia (P,250mL, H2S04)
1	General (P,500mL)
	General (P,1000mL)
	TOC (A,V 40mL, H2SO4)

Final DTW: 22.72 ft

Comments

Sampler's Signature: [illegible]

Duck Creek

WELL/SAMPLE POINT G56S **Purge Method:** Dedicated Bladder

Date: 07/07/25 Start Time: 1430 Finish/Sample Time: 1518

Well Depth (Bottom) From MP: 41.10 ft Min. Purge Volume: 1000 mL

Depth to Water From MP: 22.20 ft Total Purge Volume: 1000 mL

Water Column Length: 18.90 ft

Well Water Volume: 11.44 L Total Drawdown: 3.08 ft

Reading (Units)	Time	Depth (ft.)	Flow Rate (mL/min)	pH (s.u.)	Spec Cond (umhos/cm)	Temp (deg C)	ORP (mV)	DO (mg/L)	Turb (NTU)
1	1450	23.57	100	7.15	786	21.26	-18	1.61	1000
2	1451	23.80	100	7.13	785	21.21	-26	1.03	980
3	1452	24.06	100	7.10	786	21.18	-22	1.01	~~970~~ KMD 979
4	1453	24.28	100	7.09	784	21.17	-21	1.00	980
5									
Stabilization	NA	NA	NA	± 0.1	± 3%	± 0.1	± 10	± 10% or 0.2	10% if >10

Field Meter: HORIBA

Sample Appearance:

Odor: ☐ None ☑ Slight ☐ Mod. ☐ Strong

Color ☐ None ☐ Slight ☐ Mod. ☑ Strong

Turb: ☐ None ☐ Slight ☐ Mod ☑ Strong

Well Integrity	Yes	No
Well has ID sign	✓	
Casing locked/secure	✓	
Well cap fits securely.	✓	
Good seal/drainage	✓	
Well has weep holes	✓	

BOTTLE INFORMATION:

Unfiltered Qty	Unfiltered Bottles
	VOAs (C,V, 40mL, HCL)
	VOAS (C,V, 40mL)
	Organics (A,G,U 1000mL)
	Organics (A,G,U 500mL)
	TOC (A,V 40mL, H2SO4)
	TOX (A,G 250mL, H2SO4)
1	Metals (P,250mL, HNO3)
	Cyanide (P, 250mL, NaOH)
	Phenols (A,G,250mL, H2SO4)
1	General (P,500mL)
	General (P,1000mL)
	Rad (P,2.5L, HNO3)

3

Filtered Qty	Filtered Bottles
	Metals (P,250mL, HNO3)
	Ammonia (P,250mL, H2S04)
1	General (P,500mL)
	General (P,1000mL)
	TOC (A,V 40mL, H2SO4)

Final DTW: 25.28 ft

Comments

Sampler's Signature:

Duck Creek

WELL/SAMPLE POINT G57L **Purge Method:** Dedicated Peristaltic Tubing

Date: 07/08/25 Start Time: 13:20 Finish/Sample Time: 14:33

Well Depth (Bottom) From MP: 29.26 ft AJW 07/08/25 Min. Purge Volume: 1000 mL

Depth to Water From MP: ~~24.90~~ ft 23.90 Total Purge Volume: 2800 mL

Water Column Length: 5.36 ft

Well Water Volume: 3.25 L Total Drawdown: 4.40 ft

Reading (Units)	Time	Depth (ft.)	Flow Rate (mL/min)	pH (s.u.)	Spec Cond (umhos/cm)	Temp (deg C)	ORP (mV)	DO (mg/L)	Turb (NTU)
1	13:40	24.21	100	6.61	1230	17.33	150	5.30	0.0
2	13:43	24.65	100	6.39	1230	15.45	65	2.68	0.0
3	13:46	24.88	100	6.28	1250	15.10	22	2.71	0.0
4	13:49	24.97	100	6.15	1280	15.14	7	2.96	0.0
5	13:52	25.03	100	6.10	1300	15.19	1	3.00	0.0
Stabilization	NA	NA	NA	± 0.1	± 3%	± 0.1	± 10	± 10% or 0.2	10% if >10

Field Meter: Horiba

Sample Appearance:

Odor: ☒ None ☐ Slight ☐ Mod. ☐ Strong

Color ☒ None ☐ Slight ☐ Mod. ☐ Strong

Turb: ☒ None ☐ Slight ☐ Mod ☐ Strong

Well Integrity	Yes	No
Well has ID sign	X	
Casing locked/secure	X	
Well cap fits securely.	X	
Good seal/drainage	X	
Well has weep holes	X	

BOTTLE INFORMATION:

Unfiltered Qty	Unfiltered Bottles
	VOAs (C,V, 40mL, HCL)
	VOAS (C,V, 40mL)
	Organics (A,G,U 1000mL)
	Organics (A,G,U 500mL)
	TOC (A,V 40mL, H2SO4)
	TOX (A,G 250mL, H2SO4)
1	Metals (P,250mL, HNO3)
	Cyanide (P, 250mL, NaOH)
	Phenols (A,G,250mL, H2SO4)
1	General (P,500mL)
~~1~~	~~General (P,1000mL)~~
~~1~~	~~Rad (P, 2.5L, HNO3)~~

AJW 07/08/25

4

AJW 07/08/25

3

Filtered Qty	Filtered Bottles
	Metals (P,250mL, HNO3)
	Ammonia (P,250mL, H2S04)
1	General (P,500mL)
	General (P,1000mL)
	TOC (A,V 40mL, H2SO4)

Final DTW: 28.30 ft

Comments Filled the wrong bottles by mistake. Fixed and filled the correct ones

Sampler's Signature: [signature]

Duck Creek

WELL/SAMPLE POINT **G57L (Cont.)**

AJW 07/08/25
2.91

Reading (Units)	Time	Depth (ft.)	Flow Rate (mL/min)	pH (s.u.)	Spec Cond (umhos/cm)	Temp (deg C)	ORP (mV)	DO (mg/L)	Turb (NTU)
6	13:55	25.10	100	6.12	1310	15.22	-3	~~-3~~	0.0
7									
8									
9									
10									
11									
12									
13									
14									
15									
16									
17									
18									
19									
20									
Stabilization	NA	NA	NA	± 0.1	± 3%	± 0.1	± 10	± 10% or 0.2	10% if >10

Comments

Sampler's Signature: [signature]

Duck Creek

WELL/SAMPLE POINT G57S **Purge Method:** Dedicated Bladder

Date: 07/08/25 Start Time: 14:46 Finish/Sample Time: 15:52

Well Depth (Bottom) From MP: 37.40 ft Min. Purge Volume: 1000 mL

Depth to Water From MP: 23.66 ft Total Purge Volume: 2800 mL

Water Column Length: 13.74 ft

Well Water Volume: 8.32 L Total Drawdown: 1.32 ft

Reading (Units)	Time	Depth (ft.)	Flow Rate (mL/min)	pH (s.u.)	Spec Cond (umhos/cm)	Temp (deg C)	ORP (mV)	DO (mg/L)	Turb (NTU)
1	14:54	24.22	100	6.92	1460	19.76	125	4.71	0.0
2	14:57	24.22	100	6.76	1370	19.83	97	3.80	0.0
3	15:00 ~~15:30~~	24.22	100	6.67	1360	19.89	72	2.66	0.0
4	15:03	24.22	100	6.55	1400	20.00	52	1.72	0.0
5	15:06	24.22	100	6.51	1400	20.07	47	1.59	0.0
Stabilization	NA	NA	NA	± 0.1	± 3%	± 0.1	± 10	± 10% or 0.2	10% if >10

Field Meter: Horiba

Check pH if reading is below 6.5 or above 7.5

Secondary pH Meter: Oakton

Sample Appearance:

Odor: ☒ None ☐ Slight ☐ Mod. ☐ Strong

Color ☒ None ☐ Slight ☐ Mod. ☐ Strong

Turb: ☒ None ☐ Slight ☐ Mod ☐ Strong

Well Integrity	Yes	No
Well has ID sign	X	
Casing locked/secure	X	
Well cap fits securely.	X	
Good seal/drainage	X	
Well has weep holes	X	

BOTTLE INFORMATION:

Unfiltered	
Qty	Bottles
	VOAs (C,V, 40mL, HCL)
	VOAS (C,V, 40mL)
	Organics (A,G,U 1000mL)
	Organics (A,G,U 500mL)
	TOC (A,V 40mL, H2SO4)
	TOX (A,G 500mL, H2SO4)
1	Metals (P,250mL, HNO3)
	Cyanide (P, 250mL, NaOH)
1	General (P,1000mL)
	General (P, 500 mL)
	Ammonia (P, 250mL, H2SO4)
1	Rad (P, 2.5L, HNO3)

4

Filtered	
Qty	Bottles
	Metals (P,250mL, HNO3)
	Ammonia (P,250mL, H2S04)
1	General (P,500mL)
	General (P,1000mL)
	TOC (A,V, 40mL, H2SO4)

Final DTW: 24.98 ft

Comments

Sampler's Signature: [signature]

Duck Creek

WELL/SAMPLE POINT **G57S (Cont.)**

Reading (Units)	Time	Depth (ft.)	Flow Rate (mL/min)	pH (s.u.)	Spec Cond (umhos/cm)	Temp (deg C)	ORP (mV)	DO (mg/L)	Turb (NTU)
6	15:09	24.22	100	6.50	1420	20.09	47	1.62	0.0
7									
8									
9									
10									
11									
12									
13									
14									
15									
16									
17									
18									
19									
20									
Stabilization	NA	NA	NA	± 0.1	± 3%	± 0.1	± 10	± 10% or 0.2	10% if >10

Comments

Sampler's Signature:

Duck Creek

WELL/SAMPLE POINT G58L **Purge Method:** Dedicated Peristaltic Tubing

Date: 07/08/25 Start Time: 11:52 Finish/Sample Time: 12:25

Well Depth (Bottom) From MP: 33.80 ft Min. Purge Volume: 1000 mL

Depth to Water From MP: 27.31 ft Total Purge Volume: 2800 mL

Water Column Length: 6.49 ft

Well Water Volume: 3.93 L Total Drawdown: 1.31 ft

Reading (Units)	Time	Depth (ft.)	Flow Rate (mL/min)	pH (s.u.)	Spec Cond (umhos/cm)	Temp (deg C)	ORP (mV)	DO (mg/L)	Turb (NTU)
1	12:00	27.71	150	6.67	1180	18.17	179	3.72	0.0
2	12:03	27.85	150	6.64	1160	18.20	180	3.26	0.0
3	12:06	28.00	150	6.57	1160	18.26	183	3.07	0.0
4	12:09	28.15	150	6.55	1160	18.22	186	3.20	0.0
5	~~12:12~~	~~AJW 07/08/25~~	~~150~~						
Stabilization	NA	NA	NA	± 0.1	± 3%	± 0.1	± 10	± 10% or 0.2	10% if >10

Field Meter: Horiba

Sample Appearance:

Odor: ☒ None ☐ Slight ☐ Mod. ☐ Strong

Color ☒ None ☐ Slight ☐ Mod. ☐ Strong

Turb: ☒ None ☐ Slight ☐ Mod ☐ Strong

Well Integrity	Yes	No
Well has ID sign	X	
Casing locked/secure	X	
Well cap fits securely.	X	
Good seal/drainage	X	
Well has weep holes	X	

BOTTLE INFORMATION:

Unfiltered	
Qty	Bottles
	VOAs (C,V, 40mL, HCL)
	VOAS (C,V, 40mL)
	Organics (A,G,U 1000mL)
	Organics (A,G,U 500mL)
	TOC (A,V 40mL, H2SO4)
	TOX (A,G 250mL, H2SO4)
1	Metals (P,250mL, HNO3)
	Cyanide (P, 250mL, NaOH)
	Phenols (A,G,250mL, H2SO4)
1	General (P,500mL)
	General (P,1000mL)
	Rad (P, 2.5L, HNO3)

3

Filtered	
Qty	Bottles
	Metals (P,250mL, HNO3)
	Ammonia (P,250mL, H2S04)
1	General (P,500mL)
	General (P,1000mL)
	TOC (A,V 40mL, H2SO4)

Final DTW: 28.62 ft

Comments

Sampler's Signature: [signature]

Duck Creek

WELL/SAMPLE POINT G58S **Purge Method:** Dedicated Bladder

Date: 07/08/25 Start Time: 12:30 Finish/Sample Time: 13:10

Well Depth (Bottom) From MP: 39.45 ft Min. Purge Volume: 1000 mL

Depth to Water From MP: 27.36 ft Total Purge Volume: 2800 mL

Water Column Length: 12.11 ft

Well Water Volume: 7.33 ~~1.24~~ L AJW 07/08/25 Total Drawdown: 1.24 ft

Reading (Units)	Time	Depth (ft.)	Flow Rate (mL/min)	pH (s.u.)	Spec Cond (umhos/cm)	Temp (deg C)	ORP (mV)	DO (mg/L)	Turb (NTU)
1	12:40	28.22	100	6.56	1080	17.41	198	2.86	0.0
2	12:43	28.33	100	6.45	1080	18.05	197	1.84	0.0
3	12:46	28.20	100	6.38	1070	18.25	196	1.53	0.0
4	12:49	28.28	100	6.35	1070	18.15	195	1.36	0.0
5	12:52	28.33	100	6.36	1070	18.07	195	1.35	0.0
Stabilization	NA	NA	NA	± 0.1	± 3%	± 0.1	± 10	± 10% or 0.2	10% if >10

Field Meter: Horiba

Sample Appearance:

Odor: ☒ None ☐ Slight ☐ Mod. ☐ Strong

Color ☒ None ☐ Slight ☐ Mod. ☐ Strong

Turb: ☒ None ☐ Slight ☐ Mod ☐ Strong

Well Integrity	Yes	No
Well has ID sign	X	
Casing locked/secure	X	
Well cap fits securely.	X	
Good seal/drainage	X	
Well has weep holes	X	

BOTTLE INFORMATION:

Unfiltered	
Qty	Bottles
	VOAs (C,V, 40mL, HCL)
	VOAS (C,V, 40mL)
	Organics (A,G,U 1000mL)
	Organics (A,G,U 500mL)
	TOC (A,V 40mL, H2SO4)
	TOX (A,G 250mL, H2SO4)
1	Metals (P,250mL, HNO3)
	Cyanide (P, 250mL, NaOH)
	Phenols (A,G,250mL, H2SO4)
1	General (P,500mL)
	General (P,1000mL)
	Rad (P, 2.5L, HNO3)

3

Filtered	
Qty	Bottles
	Metals (P,250mL, HNO3)
	Ammonia (P,250mL, H2S04)
1	General (P,500mL)
	General (P,1000mL)
	TOC (A,V 40mL, H2SO4)

Final DTW: 28.60 ft

Comments

Sampler's Signature: [signature]

Duck Creek

WELL/SAMPLE POINT **G58S (Cont.)**

Reading (Units)	Time	Depth (ft.)	Flow Rate (mL/min)	pH (s.u.)	Spec Cond (umhos/cm)	Temp (deg C)	ORP (mV)	DO (mg/L)	Turb (NTU)
6	12:55	28.38	100	6.34	1060	18.07	196	1.33	0.0
7									
8									
9									
10									
11									
12									
13									
14									
15									
16									
17									
18									
19									
20									
Stabilization	NA	NA	NA	± 0.1	± 3%	± 0.1	± 10	± 10% or 0.2	10% if >10

Comments

Sampler's Signature: Kirby L. Whitaker

Duck Creek

WELL/SAMPLE POINT G59L **Purge Method:** Dedicated Peristaltic Tubing

Date: 7-7-25 Start Time: 1047 Finish/Sample Time: 1220

Well Depth (Bottom) From MP: 35.32 ft Min. Purge Volume: 1000 mL

Depth to Water From MP: 29.76 ft Total Purge Volume: 1900 mL

Water Column Length: 5.56 ft

Well Water Volume: 3.37 L Total Drawdown: 2.04 ft

Reading (Units)	Time	Depth (ft.)	Flow Rate (mL/min)	pH (s.u.)	Spec Cond (umhos/cm)	Temp (deg C)	ORP (mV)	DO (mg/L)	Turb (NTU)
1	1114	30.70	200	5.85	206	25.65	125	1.60	0
2	1117	30.78	200	5.85	204	25.75	129	1.73	0
3	1120	30.87	200	5.85	205	25.75	130	1.76	0
4									
5									
Stabilization	NA	NA	NA	± 0.1	± 3%	± 0.1	± 10	± 10% or 0.2	10% if >10

Field Meter: HORIBA

Sample Appearance:

Odor: ☒ None ☐ Slight ☐ Mod. ☐ Strong

Color ☒ None ☐ Slight ☐ Mod. ☐ Strong

Turb: ☒ None ☐ Slight ☐ Mod ☐ Strong

Well Integrity	Yes	No
Well has ID sign	X	
Casing locked/secure	X	
Well cap fits securely.	X	
Good seal/drainage	X	
Well has weep holes	X	

BOTTLE INFORMATION:

Unfiltered	
Qty	Bottles
	VOAs (C,V, 40mL, HCL)
	VOAS (C,V, 40mL)
	Organics (A,G,U 1000mL)
	Organics (A,G,U 500mL)
	TOC (A,V 40mL, H2SO4)
	TOX (A,G 250mL, H2SO4)
1+1	Metals (P,250mL, HNO3)
	Cyanide (P, 250mL, NaOH)
	Phenols (A,G,250mL, H2SO4)
1+1	General (P,500mL)
	General (P,1000mL)
	Rad (P, 2.5L, HNO3)

6

Filtered	
Qty	Bottles
	Metals (P,250mL, HNO3)
	Ammonia (P,250mL, H2S04)
1+1	General (P,500mL)
	General (P,1000mL)
	TOC (A,V 40mL, H2SO4)

Final DTW: 31.80 ft

Comments

Sampler's Signature:

ATTACHMENT B.
845 QUARTERLY REPORT - QUARTER 3, 2025
DUCK CREEK POWER PLANT, BOTTOM ASH BASIN, CANTON **Duck Creek**

WELL/SAMPLE POINT G59L **Purge Method:** Dedicated Peristaltic Tubing

Date: 07/17/25 Start Time: ~~0940~~ 0930 Finish/Sample Time: 1045

Well Depth (Bottom) From MP: 35.32 ft KMD 07/17/25 Min. Purge Volume: 1000 mL

Depth to Water From MP: KMD 7/17/25 ~~31.44~~ ft 30.97 Total Purge Volume: 1800 mL

Water Column Length: 4.35 ft

Well Water Volume: 2.63 L Total Drawdown: 2.23 ft

Reading (Units)	Time	Depth (ft.)	Flow Rate (mL/min)	pH (s.u.)	Spec Cond (umhos/cm)	Temp (deg C)	ORP (mV)	DO (mg/L)	Turb (NTU)
1	0948	31.20	100	6.44	805	21.64	220	3.18	0.0
2	0951	31.34	100	6.40	800	20.20	219	3.20	0.0
3	0954	31.49	100	6.48	809	20.21	217	3.18	0.0
4	0957	31.62	100	6.47	810	20.17	215	3.52	0.0
5	1000	31.50	100	6.47	805	20.10	215	3.29	0.0
Stabilization	NA	NA	NA	± 0.1	± 3%	± 0.1	± 10	± 10% or 0.2	10% if >10

Field Meter: HORIBA

Sample Appearance:

Odor: ☐ None ☑ Slight ☐ Mod. ☐ Strong

Color ☐ None ☑ Slight ☐ Mod. ☐ Strong

Turb: ☑ None ☐ Slight ☐ Mod ☐ Strong

Well Integrity	Yes	No
Well has ID sign	✓	
Casing locked/secure	✓	
Well cap fits securely.		✓
Good seal/drainage	✓	
Well has weep holes	✓	

BOTTLE INFORMATION:

Unfiltered	
Qty	Bottles
	VOAs (C,V, 40mL, HCL)
	VOAS (C,V, 40mL)
	Organics (A,G,U 1000mL)
	Organics (A,G,U 500mL)
	TOC (A,V 40mL, H2SO4)
	TOX (A,G 250mL, H2SO4)
1+1	Metals (P,250mL, HNO3)
	Cyanide (P, 250mL, NaOH)
	Phenols (A,G,250mL, H2SO4)
1+~~2~~	General (P,500mL)
	General (P,1000mL)
	Rad (P, 2.5L, HNO3)

6

Filtered	
Qty	Bottles
	Metals (P,250mL, HNO3)
	Ammonia (P,250mL, H2S04)
1+1 ~~2~~	General (P,500mL)
	General (P,1000mL)
	TOC (A,V 40mL, H2SO4)

Final DTW: 33.20 ft

Comments DUP TAKEN HERE. resample

Sampler's Signature:

Duck Creek

WELL/SAMPLE POINT G59L (Cont.)

Reading (Units)	Time	Depth (ft.)	Flow Rate (mL/min)	pH (s.u.)	Spec Cond (umhos/cm)	Temp (deg C)	ORP (mV)	DO (mg/L)	Turb (NTU)
6	1003	31.63	100	6.45	806	20.08	216	3.30	0.0
7	1006	31.77	100	6.43	805	20.04	214	3.29	0.0
8	1009	31.88	100	6.43	801	20.03	210	3.26	0.0
9									
10									
11									
12									
13									
14									
15									
16									
17									
18									
19									
20									
Stabilization	NA	NA	NA	± 0.1	± 3%	± 0.1	± 10	± 10% or 0.2	10% if >10

Comments

Sampler's Signature:

Duck Creek

WELL/SAMPLE POINT G59S **Purge Method:** Dedicated Bladder

Date: 7-7-25 Start Time: 1224 Finish/Sample Time: 1312

Well Depth (Bottom) From MP: 45.20 ft Min. Purge Volume: 1000 mL

Depth to Water From MP: 32.62 ft Total Purge Volume: 1900 mL

Water Column Length: 12.58 ft

Well Water Volume: 7.67 L Total Drawdown: 1.37 ft

Reading (Units)	Time	Depth (ft.)	Flow Rate (mL/min)	pH (s.u.)	Spec Cond (umhos/cm)	Temp (deg C)	ORP (mV)	DO (mg/L)	Turb (NTU)
1	1249	33.80	200	6.02	232	19.94	-55	0	7.1
2	1252	33.83	200	5.95	224	19.99	-55	0	7.9
3	1255	33.92	200	5.98	227	20.03	-56	0	7.3
4									
5									
Stabilization	NA	NA	NA	± 0.1	± 3%	± 0.1	± 10	± 10% or 0.2	10% if >10

Field Meter: Horiba

Sample Appearance:

Odor: ☑ None ☐ Slight ☐ Mod. ☐ Strong

Color ☒ None ☐ Slight ☐ Mod. ☐ Strong

Turb: ☑ None ☐ Slight ☐ Mod ☐ Strong

Well Integrity	Yes	No
Well has ID sign	✓	
Casing locked/secure	✓	
Well cap fits securely.	✓	
Good seal/drainage	✓	
Well has weep holes	✓	

BOTTLE INFORMATION:

Unfiltered	
Qty	Bottles
	VOAs (C,V, 40mL, HCL)
	VOAS (C,V, 40mL)
	Organics (A,G,U 1000mL)
	Organics (A,G,U 500mL)
	TOC (A,V 40mL, H2SO4)
	TOX (A,G 250mL, H2SO4)
1	Metals (P,250mL, HNO3)
	Cyanide (P, 250mL, NaOH)
	Phenols (A,G,250mL, H2SO4)
1	General (P,500mL)
	General (P,1000mL)
	Rad (P, 2.5L, HNO3)

3

Filtered	
Qty	Bottles
	Metals (P,250mL, HNO3)
	Ammonia (P,250mL, H2S04)
1	General (P,500mL)
	General (P,1000mL)
	TOC (A,V 40mL, H2SO4)

Final DTW: 33.99 ft

Comments

Sampler's Signature:

Duck Creek

WELL/SAMPLE POINT G59S **Purge Method:** Dedicated Bladder

Date: 7/16/2025 Start Time: 1135 Finish/Sample Time: 1204

Well Depth (Bottom) From MP: 45.20 ft Min. Purge Volume: 1000 mL

Depth to Water From MP: 33.60 ft Total Purge Volume: 2600 mL

Water Column Length: 11.60 ft

Well Water Volume: 7.02 L Total Drawdown: 0.42 ft

Reading (Units)	Time	Depth (ft.)	Flow Rate (mL/min)	pH (s.u.)	Spec Cond (umhos/cm)	Temp (deg C)	ORP (mV)	DO (mg/L)	Turb (NTU)
1	1146	34.02	200	7.05	804	18.09	-75	4.51	21.1
2	1148	34.02	200	6.94	785	17.65	-75	4.45	17.3
3	1150	34.02	200	6.87	799	17.58	-75	4.49	8.4
4	1152	34.02	200	6.80	799	17.59	-75	4.42	5.2
5	1154	34.02	200	6.79	797	17.53	-75	4.44	4.7
Stabilization	NA	NA	NA	± 0.1	± 3%	± 0.1	± 10	± 10% or 0.2	10% if >10

Field Meter: Horiba

Sample Appearance:

Odor: ☐ None ☒ Slight ☐ Mod. ☐ Strong

Color ☐ None ☒ Slight ☐ Mod. ☐ Strong

Turb: ☐ None ☒ Slight ☐ Mod ☐ Strong

Well Integrity	Yes	No
Well has ID sign	✓	
Casing locked/secure	✓	
Well cap fits securely.		✗
Good seal/drainage	✓	
Well has weep holes	✓	

BOTTLE INFORMATION:

Unfiltered Qty	Unfiltered Bottles
	VOAs (C,V, 40mL, HCL)
	VOAS (C,V, 40mL)
	Organics (A,G,U 1000mL)
	Organics (A,G,U 500mL)
	TOC (A,V 40mL, H2SO4)
	TOX (A,G 250mL, H2SO4)
1	Metals (P,250mL, HNO3)
	Cyanide (P, 250mL, NaOH)
	Phenols (A,G,250mL, H2SO4)
1	General (P,500mL)
	General (P,1000mL)
	Rad (P, 2.5L, HNO3)

3

Filtered Qty	Filtered Bottles
	Metals (P,250mL, HNO3)
	Ammonia (P,250mL, H2S04)
1	General (P,500mL)
	General (P,1000mL)
	TOC (A,V 40mL, H2SO4)

Final DTW: 34.02 ft

Comments Resample

Sampler's Signature:

ATTACHMENT B.
845 QUARTERLY REPORT - QUARTER 3, 2025
DUCK CREEK POWER PLANT, BOTTOM ASH BASIN, CANTON, IL

Duck Creek

WELL/SAMPLE POINT G60L **Purge Method:** Dedicated Peristaltic Tubing

Date: 7-7-25 Start Time: 1336 Finish/Sample Time: 1424

Well Depth (Bottom) From MP: 27.00 ft Min. Purge Volume: 1000 mL

Depth to Water From MP: 15.83 ft Total Purge Volume: 1900 mL

Water Column Length: 11.17 ft

Well Water Volume: 6.76 L Total Drawdown: 10.33 ft

Reading (Units)	Time	Depth (ft.)	Flow Rate (mL/min)	pH (s.u.)	Spec Cond (umhos/cm)	Temp (deg C)	ORP (mV)	DO (mg/L)	Turb (NTU)
1	1345	22.58	200	5.05	210	14.60	123	3.91	5.4
2	1348	23.58	200	5.03	209	14.63	121	3.81	5.8
3	1351	23.70	200	5.03	209	14.70	119	3.72	4.9
4									
5									
Stabilization	NA	NA	NA	± 0.1	± 3%	± 0.1	± 10	± 10% or 0.2	10% if >10

Field Meter: HORIBA

Sample Appearance:

Odor: ☒ None ☐ Slight ☐ Mod. ☐ Strong

Color ☒ None ☐ Slight ☐ Mod. ☐ Strong

Turb: ☒ None ☐ Slight ☐ Mod ☐ Strong

Well Integrity	Yes	No
Well has ID sign	X	
Casing locked/secure	X	
Well cap fits securely.	X	
Good seal/drainage	X	
Well has weep holes	X	

BOTTLE INFORMATION:

Unfiltered	
Qty	Bottles
	VOAs (C,V, 40mL, HCL)
	VOAS (C,V, 40mL)
	Organics (A,G,U 1000mL)
	Organics (A,G,U 500mL)
	TOC (A,V 40mL, H2SO4)
	TOX (A,G 250mL, H2SO4)
1	Metals (P,250mL, HNO3)
	Cyanide (P, 250mL, NaOH)
	Phenols (A,G,250mL, H2SO4)
	General (P,500mL)
1	General (P,1000mL)
1	Rad (P, 2.5L, HNO3)

5

Filtered	
Qty	Bottles
1	Metals (P,250mL, HNO3)
	Ammonia (P,250mL, H2S04)
1	General (P,500mL)
	General (P,1000mL)
	TOC (A,V 40mL, H2SO4)

Final DTW: 26.16 ft

Comments

Sampler's Signature:

ATTACHMENT B.
845 QUARTERLY REPORT - QUARTER 3, 2025
DUCK CREEK POWER PLANT, BOTTOM ASH BASIN, CANTON **Duck Creek**

WELL/SAMPLE POINT G60L **Purge Method:** Dedicated Peristaltic Tubing

Date: 7/16/2025 Start Time: 1230 Finish/Sample Time: 1320

Well Depth (Bottom) From MP: 27.00 ft Min. Purge Volume: 1000 mL

Depth to Water From MP: 16.46 ft Total Purge Volume: 1800 mL

Water Column Length: 10.54 ft

Well Water Volume: 6.31 L Total Drawdown: 7.57 ft

Reading (Units)	Time	Depth (ft.)	Flow Rate (mL/min)	pH (s.u.)	Spec Cond (umhos/cm)	Temp (deg C)	ORP (mV)	DO (mg/L)	Turb (NTU)
1	1247	18.80	200	6.13	685	17.90	32	3.53	17.1
2	1249	18.82	200	6.12	677	17.91	33	3.48	16.7
3	1251	18.84	200	6.07	686	17.85	37	3.56	16.9
4									
5									
Stabilization	NA	NA	NA	± 0.1	± 3%	± 0.1	± 10	± 10% or 0.2	10% if >10

Field Meter: Horiba

Sample Appearance:

Odor: ☒ None ☐ Slight ☐ Mod. ☐ Strong

Color ☐ None ☒ Slight ☐ Mod. ☐ Strong

Turb: ☐ None ☒ Slight ☐ Mod ☐ Strong

Well Integrity	Yes	No
Well has ID sign	✓	
Casing locked/secure	✓	
Well cap fits securely.	✓	
Good seal/drainage	✓	
Well has weep holes	✓	

BOTTLE INFORMATION:

Unfiltered	
Qty	Bottles
	VOAs (C,V, 40mL, HCL)
	VOAS (C,V, 40mL)
	Organics (A,G,U 1000mL)
	Organics (A,G,U 500mL)
	TOC (A,V 40mL, H2SO4)
	TOX (A,G 250mL, H2SO4)
1	Metals (P,250mL, HNO3)
	Cyanide (P, 250mL, NaOH)
	Phenols (A,G,250mL, H2SO4)
	General (P,500mL)
1	General (P,1000mL)
1	Rad (P, 2.5L, HNO3)

5

Filtered	
Qty	Bottles
1	Metals (P,250mL, HNO3)
	Ammonia (P,250mL, H2S04)
1	General (P,500mL)
	General (P,1000mL)
	TOC (A,V 40mL, H2SO4)

Final DTW: 24.03 ft

Comments Resample

Sampler's Signature:

ATTACHMENT B.
845 QUARTERLY REPORT - QUARTER 3, 2025
DUCK CREEK POWER PLANT, BOTTOM ASH BASIN, CANTON **Duck Creek**

WELL/SAMPLE POINT G60S **Purge Method:** Dedicated Bladder

Date: 7-7-25 Start Time: 1359 Finish/Sample Time: 1515

Well Depth (Bottom) From MP: 39.20 ft Min. Purge Volume: 1000 mL

Depth to Water From MP: 24.70 ft Total Purge Volume: 1900 mL

Water Column Length: 14.50 ft

Well Water Volume: 8.78 L Total Drawdown: .30 ft

Reading (Units)	Time	Depth (ft.)	Flow Rate (mL/min)	pH (s.u.)	Spec Cond (umhos/cm)	Temp (deg C)	ORP (mV)	DO (mg/L)	Turb (NTU)
1	1409	25.00	200	6.08	243	18.54	-7	0	38.9
2	1412	25.00	200	6.04	248	18.47	-17	0	32.4
3	1415	25.00	200	5.99	245	17.38	-17	0	19.6
4	1418	25.00	200	6.05	248	17.06	-23	0	19.2
5	1421	25.00	200	6.00	248	16.78	-24	0	18.4
Stabilization	NA	NA	NA	± 0.1	± 3%	± 0.1	± 10	± 10% or 0.2	10% if >10

Field Meter: HORIBA/OAKTON **Check pH if reading is below 6.5 or above 7.5**

Secondary pH Meter: OAKTON

Sample Appearance:

Odor: ☑ None ☐ Slight ☐ Mod. ☐ Strong

Color ☒ None ☐ Slight ☐ Mod. ☐ Strong

Turb: ☑ None ☐ Slight ☐ Mod ☐ Strong

Well Integrity	Yes	No
Well has ID sign	X	
Casing locked/secure	X	
Well cap fits securely.	X	
Good seal/drainage	X	
Well has weep holes	X	

BOTTLE INFORMATION:

Unfiltered	
Qty	Bottles
	VOAs (C,V, 40mL, HCL)
	VOAS (C,V, 40mL)
	Organics (A,G,U 1000mL)
	Organics (A,G,U 500mL)
	TOC (A,V 40mL, H2SO4)
	TOX (A,G 500mL, H2SO4)
1	Metals (P,250mL, HNO3)
	Cyanide (P, 250mL, NaOH)
1	General (P,1000mL)
	General (P, 500 mL)
	Ammonia (P, 250mL, H2SO4)
1	Rad (P, 2.5L, HNO3)

4

Filtered	
Qty	Bottles
	Metals (P,250mL, HNO3)
	Ammonia (P,250mL, H2S04)
1	General (P,500mL)
	General (P,1000mL)
	TOC (A,V, 40mL, H2SO4)

Final DTW: 25.00 ft

Comments

Sampler's Signature: [signature]

 Duck Creek

WELL/SAMPLE POINT **G60S (Cont.)**

Reading (Units)	Time	Depth (ft.)	Flow Rate (mL/min)	pH (s.u.)	Spec Cond (umhos/cm)	Temp (deg C)	ORP (mV)	DO (mg/L)	Turb (NTU)
6	1424	25.00	200	6.05	247	17.25	-26	0	15.5
7	1427	25.00	200	5.97	246	17.27	-25	0	13.5
8	1430	25.00	200	6.03	249	17.26	-28	0	10.6
9	1433	25.00	200	6.02	248	17.23	-32	0	10.1
10	1436	25.00	200	6.03	248	17.18	-31	0	8.8
11	1439	25.00	200	6.03	249	17.19	-33	0	7.9
12	1442	25.00	200	6.00	247	17.20	-34	0	8.2
13									
14									
15									
16									
17									
18									
19									
20									
Stabilization	NA	NA	NA	± 0.1	± 3%	± 0.1	± 10	± 10% or 0.2	10% if >10

OAKTON	TIME
1. 7.27	1409
2. 7.21	1427
3. 7.21	1430

Comments

Sampler's Signature: TAR

ATTACHMENT B.
845 QUARTERLY REPORT - QUARTER 3, 2025
DUCK CREEK POWER PLANT, BOTTOM ASH BASIN, CANTON **Duck Creek**

WELL/SAMPLE POINT G60S **Purge Method:** Dedicated Bladder

Date: 7/16/2025 Start Time: 1339 Finish/Sample Time: 1426

Well Depth (Bottom) From MP: 39.20 ft Min. Purge Volume: 1000 mL

Depth to Water From MP: 24.84 ft Total Purge Volume: 3800 mL

Water Column Length: 14.36 ft

Well Water Volume: 8.68 L Total Drawdown: 0.97 ft

Reading (Units)	Time	Depth (ft.)	Flow Rate (mL/min)	pH (s.u.)	Spec Cond (umhos/cm)	Temp (deg C)	ORP (mV)	DO (mg/L)	Turb (NTU)
1	1353	25.00	200	7.03	803	17.00	28	3.12	107
2	1355	25.15	200	6.98	808	15.64	23	2.57	97.2
3	1357	25.30	200	6.82	809	15.62	18	2.32	75.7
4	~~14~~ 1359	25.45	200	6.79	809	15.58	16	2.16	58.0
5	1401	25.60	200	6.76	808	15.66	-5	2.19	50.1
Stabilization	NA	NA	NA	± 0.1	± 3%	± 0.1	± 10	± 10% or 0.2	10% if >10

AMP 7/16/25

Field Meter: Horiba

Check pH if reading is below 6.5 or above 7.5

Secondary pH Meter: —

Sample Appearance:

Odor: ☒ None ☐ Slight ☐ Mod. ☐ Strong

Color ☐ None ☒ Slight ☐ Mod. ☐ Strong

Turb: ☐ None ☒ Slight ☐ Mod ☐ Strong

Well Integrity	Yes	No
Well has ID sign	✓	
Casing locked/secure	✓	
Well cap fits securely.	✓	
Good seal/drainage	✓	
Well has weep holes	✓	

BOTTLE INFORMATION:

Unfiltered	
Qty	Bottles
	VOAs (C,V, 40mL, HCL)
	VOAS (C,V, 40mL)
	Organics (A,G,U 1000mL)
	Organics (A,G,U 500mL)
	TOC (A,V 40mL, H2SO4)
	TOX (A,G 500mL, H2SO4)
1	Metals (P,250mL, HNO3)
	Cyanide (P, 250mL, NaOH)
1	General (P,1000mL)
	General (P, 500 mL)
	Ammonia (P, 250mL, H2SO4)
1	Rad (P, 2.5L, HNO3)

4

Filtered	
Qty	Bottles
	Metals (P,250mL, HNO3)
	Ammonia (P,250mL, H2S04)
1	General (P,500mL)
	General (P,1000mL)
	TOC (A,V, 40mL, H2SO4)

Final DTW: 25.81 ft

Comments Resample

Sampler's Signature:

Duck Creek

WELL/SAMPLE POINT **G60S (Cont.)**

Reading (Units)	Time	Depth (ft.)	Flow Rate (mL/min)	pH (s.u.)	Spec Cond (umhos/cm)	Temp (deg C)	ORP (mV)	DO (mg/L)	Turb (NTU)
6	1403	~~28~~ 25.72	200	6.73	807	15.58	-18	2.51	49.5
7	1405	~~28~~ 25.86	200	6.70	810	15.53	-21	2.51	32.0
8	1407	~~28~~ 25.90	200	6.68	806	15.50	-25	2.50	31.0
9									
10									
11									
12									
13									
14									
15									
16									
17									
18									
19									
20									
Stabilization	NA	NA	NA	± 0.1	± 3%	± 0.1	± 10	± 10% or 0.2	10% if >10

Comments re sample

Sampler's Signature:

ATTACHMENT B.
845 QUARTERLY REPORT - QUARTER 3, 2025
DUCK CREEK POWER PLANT, BOTTOM ASH BASIN, CANTON, IL

Duck Creek

WELL/SAMPLE POINT G61S **Purge Method:** Dedicated Bladder

Date: 7-7-25 Start Time: 1517 Finish/Sample Time: 1604

Well Depth (Bottom) From MP: 37.85 ft Min. Purge Volume: 1000 mL

Depth to Water From MP: 23.47 ft Total Purge Volume: 1900 mL

Water Column Length: 14.38 ft

Well Water Volume: 8.71 L Total Drawdown: 4.91 ft

Reading (Units)	Time	Depth (ft.)	Flow Rate (mL/min)	pH (s.u.)	Spec Cond (umhos/cm)	Temp (deg C)	ORP (mV)	DO (mg/L)	Turb (NTU)
1	1530	25.52	200	5.82	301	17.35	173	0	0
2	1533	26.55	200	5.72	288	17.28	179	.28	.7
3	1536	27.25	200	5.72	280	17.27	179	.31	.59
4	1539	27.56	200	5.72	283	17.30	181	.35	.62
5									
Stabilization	NA	NA	NA	± 0.1	± 3%	± 0.1	± 10	± 10% or 0.2	10% if >10

Field Meter: HORIBA

Sample Appearance:

Odor: ☒ None ☐ Slight ☐ Mod. ☐ Strong

Color ☒ None ☐ Slight ☐ Mod. ☐ Strong

Turb: ☒ None ☐ Slight ☐ Mod ☐ Strong

Well Integrity	Yes	No
Well has ID sign	X	
Casing locked/secure	X	
Well cap fits securely.	X	
Good seal/drainage	X	
Well has weep holes	X	

BOTTLE INFORMATION:

Unfiltered	
Qty	Bottles
	VOAs (C,V, 40mL, HCL)
	VOAS (C,V, 40mL)
	Organics (A,G,U 1000mL)
	Organics (A,G,U 500mL)
	TOC (A,V 40mL, H2SO4)
	TOX (A,G 250mL, H2SO4)
	Metals (P,250mL, HNO3)
	Cyanide (P, 250mL, NaOH)
	Phenols (A,G,250mL, H2SO4)
	General (P,500mL)
1	General (P,1000mL)
1	Rad (P,2.5L, HNO3)

4

Filtered	
Qty	Bottles
1	Metals (P,250mL, HNO3)
	Ammonia (P,250mL, H2S04)
1	General (P,500mL)
	General (P,1000mL)
	TOC (A,V 40mL, H2SO4)

Final DTW: 28.38 ft

Comments

Sampler's Signature:

Duck Creek

WELL/SAMPLE POINT G61S **Purge Method:** Dedicated Bladder

Date: 7/17/25 Start Time: 0957 Finish/Sample Time: 1132

Well Depth (Bottom) From MP: 37.85 ft Min. Purge Volume: 1000 mL

Depth to Water From MP: 23.35 ft Total Purge Volume: 3700 mL

Water Column Length: 14.50 ft

Well Water Volume: 8.78 L Total Drawdown: 3.23 ft

Reading (Units)	Time	Depth (ft.)	Flow Rate (mL/min)	pH (s.u.)	Spec Cond (umhos/cm)	Temp (deg C)	ORP (mV)	DO (mg/L)	Turb (NTU)
1	1020	26.12	100	5.93	913	17.90	191	1.52	0.0
2	1024	26.58	100	6.81	895	17.69	195	2.09	0.0
3	1027	26.58	100	6.76	886	17.56	197	2.13	0.0
4	1030	26.58	100	6.71	880	17.44	200	2.12	0.0
5	1033	26.58	100	6.68	879	17.47	202	2.07	0.0
Stabilization	NA	NA	NA	± 0.1	± 3%	± 0.1	± 10	± 10% or 0.2	10% if >10

Field Meter: Horiba

Sample Appearance:

Odor: ■ None ☐ Slight ☐ Mod. ☐ Strong

Color ■ None ☐ Slight ☐ Mod. ☐ Strong

Turb: ■ None ☐ Slight ☐ Mod ☐ Strong

Well Integrity	Yes	No
Well has ID sign	X	
Casing locked/secure	X	
Well cap fits securely.	X	
Good seal/drainage	X	
Well has weep holes	X	

BOTTLE INFORMATION:

Unfiltered Qty	Unfiltered Bottles
	VOAs (C,V, 40mL, HCL)
	VOAS (C,V, 40mL)
	Organics (A,G,U 1000mL)
	Organics (A,G,U 500mL)
	TOC (A,V 40mL, H2SO4)
	TOX (A,G 250mL, H2SO4)
1	Metals (P,250mL, HNO3)
	Cyanide (P, 250mL, NaOH)
	Phenols (A,G,250mL, H2SO4)
	General (P,500mL)
1	General (P,1000mL)
1	Rad (P,2.5L, HNO3)

4

Filtered Qty	Filtered Bottles
	Metals (P,250mL, HNO3)
	Ammonia (P,250mL, H2S04)
1	General (P,500mL)
	General (P,1000mL)
	TOC (A,V 40mL, H2SO4)

Final DTW: 26.58 ft

Comments 10 Sample

Sampler's Signature: Johannan

WELL/SAMPLE POINT **G61S (Cont.)**

Reading (Units)	Time	Depth (ft.)	Flow Rate (mL/min)	pH (s.u.)	Spec Cond (umhos/cm)	Temp (deg C)	ORP (mV)	DO (mg/L)	Turb (NTU)
6	1036	26.58	100	6.67	877	17.45	203	2.03	0.0
7	1039	26.58	100	6.65	881	17.62	204	1.98	0.0
8	1042	26.58	100	6.63	881	17.63	205	1.99	0.0
9	1045	26.58	100	6.64	882	17.64	203	1.95	0.0
10									
11									
12									
13									
14									
15									
16									
17									
18									
19									
20									
Stabilization	NA	NA	NA	± 0.1	± 3%	± 0.1	± 10	± 10% or 0.2	10% if >10

Comments

Sampler's Signature: Johannan

ATTACHMENT B.
845 QUARTERLY REPORT - QUARTER 3, 2025
DUCK CREEK POWER PLANT, BOTTOM ASH BASIN, CANTON, **Duck Creek**

WELL/SAMPLE POINT G62L **Purge Method:** Dedicated Peristaltic Tubing

Date: 07/08/25 Start Time: 10:33 Finish/Sample Time: 11:50

Well Depth (Bottom) From MP: 33.52 ft Min. Purge Volume: 1000 mL

Depth to Water From MP: 23.00 ft Total Purge Volume: 4600 mL

Water Column Length: 10.52 ft

Well Water Volume: 6.37 L Total Drawdown: 1.60 ft

Reading (Units)	Time	Depth (ft.)	Flow Rate (mL/min)	pH (s.u.)	Spec Cond (umhos/cm)	Temp (deg C)	ORP (mV)	DO (mg/L)	Turb (NTU)
1	10:50	23.50	150	6.82	1190	21.02	153	5.42	0.0
2	10:53	23.61	150	6.69	1250	20.43	151	4.97	0.0
3	10:56	23.69	150	6.63	1250	20.07	147	4.27	0.0
4	10:59	23.81	150	6.56	1230	19.46	151	3.54	0.0
5	11:02	23.93	150	6.52	1220	19.31	157	3.18	0.0
Stabilization	NA	NA	NA	± 0.1	± 3%	± 0.1	± 10	± 10% or 0.2	10% if >10

Field Meter: Horiba

Sample Appearance:

Odor: ☒ None ☐ Slight ☐ Mod. ☐ Strong

Color ☒ None ☐ Slight ☐ Mod. ☐ Strong

Turb: ☒ None ☐ Slight ☐ Mod ☐ Strong

Well Integrity	Yes	No
Well has ID sign	X	
Casing locked/secure	X	
Well cap fits securely.	X	
Good seal/drainage	X	
Well has weep holes	X	

BOTTLE INFORMATION:

Unfiltered	
Qty	Bottles
	VOAs (C,V, 40mL, HCL)
	VOAS (C,V, 40mL)
	Organics (A,G,U 1000mL)
	Organics (A,G,U 500mL)
	TOC (A,V 40mL, H2SO4)
	TOX (A,G 250mL, H2SO4)
1	Metals (P,250mL, HNO3)
	Cyanide (P, 250mL, NaOH)
	Phenols (A,G,250mL, H2SO4)
	General (P,500mL)
1	General (P,1000mL)
1	Rad (P, 2.5L, HNO3)

4

Filtered	
Qty	Bottles
	Metals (P,250mL, HNO3)
	Ammonia (P,250mL, H2S04)
1	General (P,500mL)
	General (P,1000mL)
	TOC (A,V 40mL, H2SO4)

Final DTW: 24.60 ft

Comments Well is hard to purge water from.

Sampler's Signature: [signature]

ATTACHMENT B.
845 QUARTERLY REPORT - QUARTER 3, 2025
DUCK CREEK POWER PLANT, BOTTOM ASH BASIN, CANTON **Duck Creek**

WELL/SAMPLE POINT **G62L (Cont.)**

Reading (Units)	Time	Depth (ft.)	Flow Rate (mL/min)	pH (s.u.)	Spec Cond (umhos/cm)	Temp (deg C)	ORP (mV)	DO (mg/L)	Turb (NTU)
6	11:05	24.02	150	6.51	1230	19.03	160	2.89	0.0
7	11:08	24.18	150	6.50	1220	19.08	161	2.92	0.0
8	11:11	23.26	150	6.50	1230	19.04	160	2.98	0.0
9									
10									
11									
12									
13									
14									
15									
16									
17									
18									
19									
20									
Stabilization	NA	NA	NA	± 0.1	± 3%	± 0.1	± 10	± 10% or 0.2	10% if >10

Comments

Sampler's Signature: [illegible]

ATTACHMENT B.
845 QUARTERLY REPORT - QUARTER 3, 2025
DUCK CREEK POWER PLANT, BOTTOM ASH BASIN, CANTON, IL **Duck Creek**

WELL/SAMPLE POINT G63L **Purge Method:** Dedicated Peristaltic Tubing

Date: 07/07/25 Start Time: 14:30 Finish/Sample Time: 15:10

Well Depth (Bottom) From MP: 31.00 ft Min. Purge Volume: 1000 mL

Depth to Water From MP: 23.81 ft Total Purge Volume: 2500 mL

Water Column Length: 7.19 ft

Well Water Volume: 4.35 L Total Drawdown: 2.04 ft

Reading (Units)	Time	Depth (ft.)	Flow Rate (mL/min)	pH (s.u.)	Spec Cond (umhos/cm)	Temp (deg C)	ORP (mV)	DO (mg/L)	Turb (NTU)
1	14:40	24.36	100	6.45	1430	16.06	180	1.77	0.0
2	14:43	24.54	100	6.32	1440	15.83	180	1.43	0.0
3	14:46	24.63	100	6.29	1450	15.83	178	1.22	0.0
4	14:49	24.76	100	6.27	1450	15.80	177	1.15	0.0
5	14:52	24.81	100	6.27	1460	15.76	177	1.10	0.0
Stabilization	NA	NA	NA	± 0.1	± 3%	± 0.1	± 10	± 10% or 0.2	10% if >10

Field Meter: Horiba

Sample Appearance:

Odor: ☒ None ☐ Slight ☐ Mod. ☐ Strong

Color ☒ None ☐ Slight ☐ Mod. ☐ Strong

Turb: ☒ None ☐ Slight ☐ Mod ☐ Strong

Well Integrity	Yes	No
Well has ID sign	X	
Casing locked/secure	X	
Well cap fits securely.	X	
Good seal/drainage	X	
Well has weep holes	X	

BOTTLE INFORMATION:

Unfiltered	
Qty	Bottles
	VOAs (C,V, 40mL, HCL)
	VOAS (C,V, 40mL)
	Organics (A,G,U 1000mL)
	Organics (A,G,U 500mL)
	TOC (A,V 40mL, H2SO4)
	TOX (A,G 250mL, H2SO4)
1	Metals (P,250mL, HNO3)
	Cyanide (P, 250mL, NaOH)
	Phenols (A,G,250mL, H2SO4)
1	General (P,500mL)
	General (P,1000mL)
	Rad (P, 2.5L, HNO3)

3

Filtered	
Qty	Bottles
	Metals (P,250mL, HNO3)
	Ammonia (P,250mL, H2S04)
1	General (P,500mL)
	General (P,1000mL)
	TOC (A,V 40mL, H2SO4)

Final DTW: 25.85 ft

Comments

Sampler's Signature: Ashley Wolinska

ATTACHMENT B.
845 QUARTERLY REPORT - QUARTER 3, 2025
DUCK CREEK POWER PLANT, BOTTOM ASH BASIN, CANTON, IL

Duck Creek

WELL/SAMPLE POINT G63S **Purge Method:** Dedicated Bladder

Date: 07/07/25 Start Time: 15:12 Finish/Sample Time: 15:50

Well Depth (Bottom) From MP: 42.45 ft Min. Purge Volume: 1000 mL

Depth to Water From MP: 24.63 ft Total Purge Volume: 3100 mL

Water Column Length: 17.82 ft

Well Water Volume: 10.79 L Total Drawdown: 3.22 ft

AJW 07/07/25

Reading (Units)	Time	Depth (ft.)	Flow Rate (mL/min)	pH (s.u.)	Spec Cond (umhos/cm)	Temp (deg C)	ORP (mV)	DO (mg/L)	Turb (NTU)
1	~~2~~ 15:18	25.94	100	6.76	920	17.87	173	4.34	658
2	15:21	26.04	100	6.76	914	18.59	104	3.59	528
3	15:24	26.23	100	6.74	916	19.08	93	3.86	330
4	15:27	26.42	100	6.77	912	19.06	100	3.88	228
5	15:30	26.58	100	6.77	908	19.06	109	3.84	137
Stabilization	NA	NA	NA	± 0.1	± 3%	± 0.1	± 10	± 10% or 0.2	10% if >10

Field Meter: Horiba

Sample Appearance:

Odor: ☒ None ☐ Slight ☐ Mod. ☐ Strong

Color ☒ None ☐ Slight ☐ Mod. ☐ Strong

Turb: ☐ None ☐ Slight ☒ Mod ☐ Strong

Well Integrity	Yes	No
Well has ID sign	X	
Casing locked/secure	X	
Well cap fits securely.	X	
Good seal/drainage	X	
Well has weep holes	X	

BOTTLE INFORMATION:

Unfiltered	
Qty	Bottles
	VOAs (C,V, 40mL, HCL)
	VOAS (C,V, 40mL)
	Organics (A,G,U 1000mL)
	Organics (A,G,U 500mL)
	TOC (A,V 40mL, H2SO4)
	TOX (A,G 250mL, H2SO4)
1	Metals (P,250mL, HNO3)
	Cyanide (P, 250mL, NaOH)
	Phenols (A,G,250mL, H2SO4)
1	General (P,500mL)
	General (P,1000mL)
	Rad (P, 2.5L, HNO3)

3

Filtered	
Qty	Bottles
	Metals (P,250mL, HNO3)
	Ammonia (P,250mL, H2S04)
1	General (P,500mL)
	General (P,1000mL)
	TOC (A,V 40mL, H2SO4)

Final DTW: 27.85 ft

Comments

Sampler's Signature: Cathy Hulisko

Duck Creek

WELL/SAMPLE POINT **G63S (Cont.)**

Reading (Units)	Time	Depth (ft.)	Flow Rate (mL/min)	pH (s.u.)	Spec Cond (umhos/cm)	Temp (deg C)	ORP (mV)	DO (mg/L)	Turb (NTU)
6	15:33	26.80	100	6.77	911	19.06	114	3.88	128
7	15:36	26.91	100	6.77	914	19.08	115	3.85	125
8									
9									
10									
11									
12									
13									
14									
15									
16									
17									
18									
19									
20									
Stabilization	NA	NA	NA	± 0.1	± 3%	± 0.1	± 10	± 10% or 0.2	10% if >10

Comments

Sampler's Signature:

ATTACHMENT B.
845 QUARTERLY REPORT - QUARTER 3, 2025
DUCK CREEK POWER PLANT, BOTTOM ASH BASIN, CANTON **Duck Creek**

WELL/SAMPLE POINT G64L **Purge Method:** Dedicated Peristaltic Tubing

Date: 07/07/25 Start Time: 12:10 Finish/Sample Time: 13:30

Well Depth (Bottom) From MP: 30.25 ft Min. Purge Volume: 1000 mL

Depth to Water From MP: 22.71 ft Total Purge Volume: 3400 mL

Water Column Length: 7.54 ft

Well Water Volume: 4.57 L Total Drawdown: 0.92 ft

Reading (Units)	Time	Depth (ft.)	Flow Rate (mL/min)	pH (s.u.)	Spec Cond (umhos/cm)	Temp (deg C)	ORP (mV)	DO (mg/L)	Turb (NTU)
1	12:23	23.10	100	7.25	1160	17.86	194	3.13	0.0
2	12:26	23.18	100	7.05	1150	17.67	198	2.95	0.0
3	12:29	23.29	100	6.81	1140	17.52	207	2.80	0.0
4	12:32	23.36	100	6.64	1130	17.65	214	2.48	0.0
5	12:35	23.43	100	6.55	1130	17.50	220	2.37	0.0
Stabilization	NA	NA	NA	± 0.1	± 3%	± 0.1	± 10	± 10% or 0.2	10% if >10

Field Meter: Horiba

Check pH if reading is below 6.5 or above 7.5

Secondary pH Meter: Oakton

Sample Appearance:

Odor: ☒ None ☐ Slight ☐ Mod. ☐ Strong

Color ☒ None ☐ Slight ☐ Mod. ☐ Strong

Turb: ☒ None ☐ Slight ☐ Mod ☐ Strong

Well Integrity	Yes	No
Well has ID sign	X	
Casing locked/secure	X	
Well cap fits securely.	X	
Good seal/drainage	X	
Well has weep holes	X	

BOTTLE INFORMATION:

Unfiltered	
Qty	Bottles
	VOAs (C,V, 40mL, HCL)
	VOAS (C,V, 40mL)
	Organics (A,G,U 1000mL)
	Organics (A,G,U 500mL)
	TOC (A,V 40mL, H2SO4)
	TOX (A,G 500mL, H2SO4)
1	Metals (P,250mL, HNO3)
	Cyanide (P, 250mL, NaOH)
1	General (P,1000mL)
	General (P, 500 mL)
	Ammonia (P, 250mL, H2SO4)
1	Rad (P, 2.5L, HNO3)

4

Filtered	
Qty	Bottles
	Metals (P,250mL, HNO3)
	Ammonia (P,250mL, H2S04)
1	General (P,500mL)
	General (P,1000mL)
	TOC (A,V, 40mL, H2SO4)

Final DTW: 23.63 ft

Comments

Sampler's Signature: [signature]

Duck Creek

WELL/SAMPLE POINT **G64L (Cont.)**

23.48 AJW 07/07/25

Reading	Time	Depth	Flow Rate	pH	Spec Cond	Temp	ORP	DO	Turb
(Units)		(ft.)	(mL/min)	(s.u.)	(umhos/cm)	(deg C)	(mV)	(mg/L)	(NTU)
6	12:38	~~12.48~~	100	~~6.49~~	1130	17.31	224	2.26	0.0
7	12:41	23.53	100	~~6.45~~	1130	17.27	227	2.12	0.0
8	12:44	23.60	100	~~6.42~~	1140	17.24	231	2.04	0.0
9									
10									
11									
12									
13									
14									
15									
16									
17									
18									
19									
20									
Stabilization	NA	NA	NA	± 0.1	± 3%	± 0.1	± 10	± 10% or 0.2	10% if >10

Oakton

Reading 6: ~~pH~~ 7.10

Reading 7: 7.11

Reading 8: 7.11

AJW 07/07/25

Comments Final three pH reads ~~taken~~ double checked on oakton due to horiba going below 6.5 for pH

AJW 7/23/25

Sampler's Signature: [signature]

ATTACHMENT B.
845 QUARTERLY REPORT - QUARTER 3, 2025
DUCK CREEK POWER PLANT, BOTTOM ASH BASIN, CANTON **Duck Creek**

WELL/SAMPLE POINT G64S **Purge Method:** Dedicated Bladder

Date: 07/07/25 Start Time: 13:33 Finish/Sample Time: 14:25

Well Depth (Bottom) From MP: 39.50 ft Min. Purge Volume: 1000 mL

Depth to Water From MP: 23.98 ft Total Purge Volume: 2200 mL

Water Column Length: 15.52 ft

Well Water Volume: 9.40 L Total Drawdown: 2.23 ft

Reading (Units)	Time	Depth (ft.)	Flow Rate (mL/min)	pH (s.u.)	Spec Cond (umhos/cm)	Temp (deg C)	ORP (mV)	DO (mg/L)	Turb (NTU)
1	13:41	24.70	150	6.87	852	19.36	-16	3.31	0.0
2	13:44	24.70	150	6.85	840	18.62	-15	3.39	0.0
3	13:47	24.70	150	6.85	844	18.62	-7	3.33	0.0
4	13:50	24.70	150	6.83	841	18.60	-6	3.21	0.0
5	~~13:53~~		150						
Stabilization	NA	NA	NA	± 0.1	± 3%	± 0.1	± 10	± 10% or 0.2	10% if >10

AJW 07/07/25

Field Meter: Horiba

Check pH if reading is below 6.5 or above 7.5

Secondary pH Meter: Oakton

Sample Appearance:

Odor: ☒ None ☐ Slight ☐ Mod. ☐ Strong

Color ☒ None ☐ Slight ☐ Mod. ☐ Strong

Turb: ☒ None ☐ Slight ☐ Mod ☐ Strong

Well Integrity	Yes	No
Well has ID sign	X	
Casing locked/secure	X	
Well cap fits securely.	X	
Good seal/drainage	X	
Well has weep holes	X	

BOTTLE INFORMATION:

Unfiltered	
Qty	Bottles
	VOAs (C,V, 40mL, HCL)
	VOAS (C,V, 40mL)
	Organics (A,G,U 1000mL)
	Organics (A,G,U 500mL)
	TOC (A,V 40mL, H2SO4)
	TOX (A,G 500mL, H2SO4)
1	Metals (P,250mL, HNO3)
	Cyanide (P, 250mL, NaOH)
1	General (P,1000mL)
	General (P, 500 mL)
	Ammonia (P, 250mL, H2SO4)
1	Rad (P, 2.5L, HNO3)

4

Filtered	
Qty	Bottles
	Metals (P,250mL, HNO3)
	Ammonia (P,250mL, H2S04)
1	General (P,500mL)
	General (P,1000mL)
	TOC (A,V, 40mL, H2SO4)

Final DTW: 25.75 ft

Comments

Sampler's Signature: Andy Wheatstone

ATTACHMENT B.
845 QUARTERLY REPORT - QUARTER 3, 2025
DUCK CREEK POWER PLANT, BOTTOM ASH BASIN, CANTON, IL

Duck Creek

WELL/SAMPLE POINT G65L

Purge Method: Dedicated Peristaltic Tubing

Date: 8-Jul-25 Start Time: 1427 Finish/Sample Time: 1506

Well Depth (Bottom) From MP: 25.20 ft

Min. Purge Volume: 1000 mL

Depth to Water From MP: 23.64 ft

Total Purge Volume: 750 mL

Water Column Length: 1.56 ft

Well Water Volume: 0.97 L

Total Drawdown: 0.32 ft

Reading (Units)	Time	Depth (ft.)	Flow Rate (mL/min)	pH (s.u.)	Spec Cond (umhos/cm)	Temp (deg C)	ORP (mV)	DO (mg/L)	Turb (NTU)
1	1438	23.90	150	7.20	1620	20.60	117	3.48	0.0
2	1440	23.93		7.04	1620	20.31	117	3.75	0.0
3	1442	23.95		6.92	1630	20.04	116	3.53	0.0
4	1444	23.96		6.86	1640	19.98	116	3.43	0.0
5	1446	23.96		6.82	1650	19.94	117	3.38	0.0
Stabilization	NA	NA	NA	± 0.1	± 3%	± 0.1	± 10	± 10% or 0.2	10% if >10

Field Meter: Horiba

Well Integrity	Yes	No
Well has ID sign	✓	
Casing locked/secure	✓	
Well cap fits securely.	✓	
Good seal/drainage	✓	
Well has weep holes	✓	

Sample Appearance:

Odor: ☑ None ☐ Slight ☐ Mod. ☐ Strong

Color ☑ None ☐ Slight ☐ Mod. ☐ Strong

Turb: ☑ None ☐ Slight ☐ Mod ☐ Strong

BOTTLE INFORMATION:

Qty	Unfiltered Bottles
	VOAs (C,V, 40mL, HCL)
	VOAS (C,V, 40mL)
	Organics (A,G,U 1000mL)
	Organics (A,G,U 500mL)
	TOC (A,V 40mL, H2SO4)
	TOX (A,G 250mL, H2SO4)
	Metals (P,250mL, HNO3)
	Cyanide (P, 250mL, NaOH)
1	Phenols (A,G,250mL, H2SO4)
	General (P,500mL)
1	General (P,1000mL)
	Rad (P, 2.5L, HNO3)

3

Qty	Filtered Bottles
	Metals (P,250mL, HNO3)
	Ammonia (P,250mL, H2S04)
1	General (P,500mL)
	General (P,1000mL)
	TOC (A,V 40mL, H2SO4)

Final DTW: 23.96 ft

Comments

Sampler's Signature: [signature]

Duck Creek

WELL/SAMPLE POINT G65S **Purge Method:** Dedicated Bladder

Date: 6-Jul-25 Start Time: 1447 Finish/Sample Time: 1520

Well Depth (Bottom) From MP: 35.10 ft Min. Purge Volume: 1000 mL

Depth to Water From MP: 23.96 ft Total Purge Volume: 1450 mL

Water Column Length: 11.14 ft

Well Water Volume: 6.75 L Total Drawdown: 2.34 ft

Reading (Units)	Time	Depth (ft.)	Flow Rate (mL/min)	pH (s.u.)	Spec Cond (umhos/cm)	Temp (deg C)	ORP (mV)	DO (mg/L)	Turb (NTU)
1	1500	26.30	150	6.75	1790	17.69	112	9.03	0.0
2	1502	26.30		6.75	1780	17.68	112	8.96	0.0
3	1504	26.30		6.76	1770	17.71	112	9.16	0.0
4									
5									
Stabilization	NA	NA	NA	± 0.1	± 3%	± 0.1	± 10	± 10% or 0.2	10% if >10

Field Meter: Horiba

Sample Appearance:

Odor: ☑ None ☐ Slight ☐ Mod. ☐ Strong

Color ☑ None ☐ Slight ☐ Mod. ☐ Strong

Turb: ☑ None ☐ Slight ☐ Mod ☐ Strong

Well Integrity	Yes	No
Well has ID sign	/	
Casing locked/secure	/	
Well-cap fits securely.	/	
Good seal/drainage	/	
Well has weep holes	/	

BOTTLE INFORMATION:

Unfiltered	
Qty	Bottles
	VOAs (C,V, 40mL, HCL)
	VOAS (C,V, 40mL)
	Organics (A,G,U 1000mL)
	Organics (A,G,U 500mL)
	TOC (A,V 40mL, H2SO4)
	TOX (A,G 250mL, H2SO4)
1	Metals (P,250mL, HNO3)
	Cyanide (P, 250mL, NaOH)
	Phenols (A,G,250mL, H2SO4)
	General (P,500mL)
1	General (P,1000mL)
	Rad (P, 2.5L, HNO3)

3

Filtered	
Qty	Bottles
	Metals (P,250mL, HNO3)
	Ammonia (P,250mL, H2S04)
	General (P,500mL)
1	General (P,1000mL)
	TOC (A,V 40mL, H2SO4)

Final DTW: 26.30 ft

Comments

Sampler's Signature: [illegible]

Duck Creek

WELL/SAMPLE POINT G66L **Purge Method:** Dedicated Peristaltic Tubing

Date: 8-Jul-25 Start Time: 1342 Finish/Sample Time: 1420

Well Depth (Bottom) From MP: 22.83 ft Min. Purge Volume: 1000 mL

Depth to Water From MP: 20.34 ft Total Purge Volume: ~~1750~~ 2200 mL

Water Column Length: 2.49 ft

Well Water Volume: 1.51 L Total Drawdown: 0.94 ft

APP 7/10/25

Reading (Units)	Time	Depth (ft.)	Flow Rate (mL/min)	pH (s.u.)	Spec Cond (umhos/cm)	Temp (deg C)	ORP (mV)	DO (mg/L)	Turb (NTU)
1	1352	20.69	150	6.47	2290	20.83	97	2.75	0.0
2	1354	20.73	↓	6.51	2320	20.94	106	3.25	0.0
3	1356	20.83	↓	6.51	2330	20.50	117	4.89	0.0
4	1358	20.89	↓	6.52	2320	20.46	116	4.91	0.0
5	1400	20.95	↓	6.52	2320	20.42	120	4.91	0.0
Stabilization	NA	NA	NA	± 0.1	± 3%	± 0.1	± 10	± 10% or 0.2	10% if >10

Field Meter: Horiba

Sample Appearance:

Odor: ☑ None ☐ Slight ☐ Mod. ☐ Strong

Color ☑ None ☐ Slight ☐ Mod. ☐ Strong

Turb: ☑ None ☐ Slight ☐ Mod ☐ Strong

Well Integrity	Yes	No
Well has ID sign	✓	
Casing locked/secure	✓	
Well cap fits securely.	✓	
Good seal/drainage	✓	
Well has weep holes	✓	

BOTTLE INFORMATION:

Unfiltered	
Qty	Bottles
	VOAs (C,V, 40mL, HCL)
	VOAS (C,V, 40mL)
	Organics (A,G,U 1000mL)
	Organics (A,G,U 500mL)
	TOC (A,V 40mL, H2SO4)
	TOX (A,G 250mL, H2SO4)
1	Metals (P,250mL, HNO3)
	Cyanide (P, 250mL, NaOH)
	Phenols (A,G,250mL, H2SO4)
	General (P,500mL)
1	General (P,1000mL)
	Rad (P, 2.5L, HNO3)

(3)

Filtered	
Qty	Bottles
	Metals (P,250mL, HNO3)
	Ammonia (P,250mL, H2S04)
1	General (P,500mL)
	General (P,1000mL)
	TOC (A,V 40mL, H2SO4)

Final DTW: 21.28 ft

Comments

Sampler's Signature: [signature]

Duck Creek

WELL/SAMPLE POINT G66S **Purge Method:** Dedicated Bladder

Date: 8-Jul-25 Start Time: 1318 Finish/Sample Time: 1355

Well Depth (Bottom) From MP: 43.05 ft Min. Purge Volume: 1000 mL

Depth to Water From MP: 20.74 ft Total Purge Volume: ~~1750~~ 2200 mL APB 7/10/25

Water Column Length: 22.31 ft

Well Water Volume: 13.51 L Total Drawdown: 3.29 ft

Reading (Units)	Time	Depth (ft.)	Flow Rate (mL/min)	pH (s.u.)	Spec Cond (umhos/cm)	Temp (deg C)	ORP (mV)	DO (mg/L)	Turb (NTU)
1	1328	22.30	150	6.73	982	20.97	-45	9.84	82.4
2	1330	22.56	|	6.68	956	20.46	-36	9.67	80
3	1332	22.80	|	6.67	935	20.20	-28	9.45	86
4	1334	23.01	|	6.65	923	20.15	-22	9.50	85.1
5	1336	23.24	|	6.64	913	20.10	-18	9.42	81.9
Stabilization	NA	NA	NA	± 0.1	± 3%	± 0.1	± 10	± 10% or 0.2	10% if >10

Field Meter: Horiba

Well Integrity	Yes	No
Well has ID sign	✓	
Casing locked/secure	✓	
Well cap fits securely.	✓	
Good seal/drainage	✓	
Well has weep holes	✓	

Sample Appearance:

Odor: ☑ None ☐ Slight ☐ Mod. ☐ Strong

Color ☑ None ☐ Slight ☐ Mod. ☐ Strong

Turb: ☐ None ☑ Slight ☐ Mod ☐ Strong

BOTTLE INFORMATION:

Unfiltered Qty	Unfiltered Bottles
	VOAs (C,V, 40mL, HCL)
	VOAS (C,V, 40mL)
	Organics (A,G,U 1000mL)
	Organics (A,G,U 500mL)
	TOC (A,V 40mL, H2SO4)
	TOX (A,G 250mL, H2SO4)
1	Metals (P,250mL, HNO3)
	Cyanide (P, 250mL, NaOH)
	Phenols (A,G,250mL, H2SO4)
	General (P,500mL)
1	General (P,1000mL)
	Rad (P, 2.5L, HNO3)

3

Filtered Qty	Filtered Bottles
	Metals (P,250mL, HNO3)
	Ammonia (P,250mL, H2S04)
1	General (P,500mL)
	General (P,1000mL)
	TOC (A,V 40mL, H2SO4)

Final DTW: 20.03 ft

Comments

Sampler's Signature: [illegible]

ATTACHMENT B.
845 QUARTERLY REPORT - QUARTER 3, 2025
DUCK CREEK POWER PLANT, BOTTOM ASH BASIN, CANTON **Duck Creek**

WELL/SAMPLE POINT G67L **Purge Method:** Dedicated Peristaltic Tubing

Date: 9-Jul-25 Start Time: 1200 Finish/Sample Time: 1246

Well Depth (Bottom) From MP: 20.09 ft Min. Purge Volume: 1000 mL

Depth to Water From MP: 17.12 ft Total Purge Volume: ~~750~~ 2200 mL App 9/10/25

Water Column Length: 2.97 ft

Well Water Volume: 1.80 L Total Drawdown: 0.91 ft

Reading (Units)	Time	Depth (ft.)	Flow Rate (mL/min)	pH (s.u.)	Spec Cond (umhos/cm)	Temp (deg C)	ORP (mV)	DO (mg/L)	Turb (NTU)
1	1216	17.52	150	6.40	1070	19.43	94	2.72	0.0
2	1218	17.62		6.24	1060	19.50	113	3.06	0.0
3	1220	17.68		6.14	1050	19.26	122	2.81	0.0
4	1222	17.73		6.09	1050	19.18	128	2.81	0.0
5	1224	17.80		6.06	1040	19.16	132	2.83	0.0
Stabilization	NA	NA	NA	± 0.1	± 3%	± 0.1	± 10	± 10% or 0.2	10% if >10

Field Meter: Horiba

Sample Appearance:

Odor: ☑ None ☐ Slight ☐ Mod. ☐ Strong

Color ☑ None ☐ Slight ☐ Mod. ☐ Strong

Turb: ☑ None ☐ Slight ☐ Mod ☐ Strong

Well Integrity	Yes	No
Well has ID sign	✓	
Casing locked/secure	✓	
Well cap fits securely.	✓	
Good seal/drainage	✓	
Well has weep holes	✓	

BOTTLE INFORMATION:

Unfiltered	
Qty	Bottles
	VOAs (C,V, 40mL, HCL)
	VOAS (C,V, 40mL)
	Organics (A,G,U 1000mL)
	Organics (A,G,U 500mL)
	TOC (A,V 40mL, H2SO4)
	TOX (A,G 250mL, H2SO4)
1	Metals (P,250mL, HNO3)
	Cyanide (P, 250mL, NaOH)
	Phenols (A,G,250mL, H2SO4)
	General (P,500mL)
1	General (P,1000mL)
	Rad (P, 2.5L, HNO3)

3

Filtered	
Qty	Bottles
	Metals (P,250mL, HNO3)
	Ammonia (P,250mL, H2S04)
1	General (P,500mL)
	General (P,1000mL)
	TOC (A,V 40mL, H2SO4)

Final DTW: 18.03 ft

Comments

Sampler's Signature: [signature]

Duck Creek

WELL/SAMPLE POINT G67S **Purge Method:** Dedicated Bladder

Date: 07/09/25 Start Time: 12:30 Finish/Sample Time: 13:22

Well Depth (Bottom) From MP: 39.50 ft Min. Purge Volume: 1000 mL

Depth to Water From MP: N/A ft Total Purge Volume: 2500 mL

Water Column Length: N/A ft

Well Water Volume: N/A L Total Drawdown: N/A ft

Reading (Units)	Time	Depth (ft.)	Flow Rate (mL/min)	pH (s.u.)	Spec Cond (umhos/cm)	Temp (deg C)	ORP (mV)	DO (mg/L)	Turb (NTU)	
1	12:40	N/A	100	7.05	1070	21.71	68	8.05	~~>1000~~	460
2	12:43	N/A	100	6.85	1060	21.49	92	7.43	~~>1000~~	447
3	12:46	N/A	100	6.84	1050	21.54	103	7.22	~~>1000~~	469
4	12:49	N/A	100	6.84	1050	21.47	104	7.21	~~>1000~~	455
5	12:52	N/A	100	6.84	1060	21.44	103	7.30	~~>1000~~	463
Stabilization	NA	NA	NA	± 0.1	± 3%	± 0.1	± 10	± 10% or 0.2	10% if >10	

Field Meter: Horiba

Sample Appearance:

Odor: ☒ None ☐ Slight ☐ Mod. ☐ Strong

Color ☒ None ☐ Slight ☒ Mod. ☐ Strong AJW 07/08/25

Turb: ☐ None ☐ Slight ☐ Mod ☒ Strong

Well Integrity	Yes	No
Well has ID sign	X	
Casing locked/secure	X	
Well cap fits securely.	X	
Good seal/drainage	X	
Well has weep holes	X	

BOTTLE INFORMATION:

Unfiltered	
Qty	Bottles
	VOAs (C,V, 40mL, HCL)
	VOAS (C,V, 40mL)
	Organics (A,G,U 1000mL)
	Organics (A,G,U 500mL)
	TOC (A,V 40mL, H2SO4)
	TOX (A,G 250mL, H2SO4)
1	Metals (P,250mL, HNO3)
	Cyanide (P, 250mL, NaOH)
	Phenols (A,G,250mL, H2SO4)
1	General (P,500mL)
	General (P,1000mL)
	Rad (P, 2.5L, HNO3)

3

Filtered	
Qty	Bottles
	Metals (P,250mL, HNO3)
	Ammonia (P,250mL, H2S04)
1	General (P,500mL)
	General (P,1000mL)
	TOC (A,V 40mL, H2SO4)

Final DTW: N/A ft

Comments Water level below pump @ 37.86. Turbidity checked with Horiba V-7320 pHK

Sampler's Signature: Andy Wolesko

ATTACHMENT B.
845 QUARTERLY REPORT - QUARTER 3, 2025
DUCK CREEK POWER PLANT, BOTTOM ASH BASIN, CANTON, IL **Duck Creek**

WELL/SAMPLE POINT G70L **Purge Method:** Dedicated Bladder

Date: 9-Jul-25 Start Time: 1331 Finish/Sample Time: 1417

Well Depth (Bottom) From MP: 33.05 ft Min. Purge Volume: 1000 mL

Depth to Water From MP: 22.41 ft Total Purge Volume: ~~2500~~ 2500 mL

Water Column Length: 10.64 ft

Well Water Volume: 6.44 L Total Drawdown: 3.05 ft

AIP 7/10/25

Reading (Units)	Time	Depth (ft.)	Flow Rate (mL/min)	pH (s.u.)	Spec Cond (umhos/cm)	Temp (deg C)	ORP (mV)	DO (mg/L)	Turb (NTU)
1	1340	23.18	150	6.36	6110	20.97	133	3.92	0.0
2	1342	23.40		6.34	6000	19.82	139	8.52	0.0
3	1344	23.40		6.29	5900	19.55	143	8.44	0.0
4	1346	23.61		6.28	5830	19.58	145	7.83	0.0
5	1348	23.66		6.27	5800	19.51	146	7.97	0.0
Stabilization	NA	NA	NA	± 0.1	± 3%	± 0.1	± 10	± 10% or 0.2	10% if >10

Field Meter: Horiba

Sample Appearance:

Odor: ☑ None ☐ Slight ☐ Mod. ☐ Strong

Color ☑ None ☐ Slight ☐ Mod. ☐ Strong

Turb: ☑ None ☐ Slight ☐ Mod ☐ Strong

Well Integrity	Yes	No
Well has ID sign	✓	
Casing locked/secure	✓	
Well cap fits securely.	✓	
Good seal/drainage	✓	
Well has weep holes	✓	

BOTTLE INFORMATION:

Unfiltered	
Qty	Bottles
	VOAs (C,V, 40mL, HCL)
	VOAS (C,V, 40mL)
	Organics (A,G,U 1000mL)
	Organics (A,G,U 500mL)
	TOC (A,V 40mL, H2SO4)
	TOX (A,G 250mL, H2SO4)
1+1	Metals (P,250mL, HNO3)
	Cyanide (P, 250mL, NaOH)
	Phenols (A,G,250mL, H2SO4)
	General (P,500mL)
1+1	General (P,1000mL)
	Rad (P, 2.5L, HNO3)

3

3 dup

Filtered	
Qty	Bottles
	Metals (P,250mL, HNO3)
	Ammonia (P,250mL, H2S04)
1+1	General (P,500mL)
	General (P,1000mL)
	TOC (A,V 40mL, H2SO4)

Final DTW: 25.46 ft

Comments dup taken here.

Sampler's Signature: [signature]

Duck Creek

WELL/SAMPLE POINT **G70L (Cont.)**

Reading (Units)	Time	Depth (ft.)	Flow Rate (mL/min)	pH (s.u.)	Spec Cond (umhos/cm)	Temp (deg C)	ORP (mV)	DO (mg/L)	Turb (NTU)
6	1350	23.85	150	6.26	5800	19.59	178	7.87	0.0
7									
8									
9									
10									
11									
12									
13									
14									
15									
16									
17									
18									
19									
20									
Stabilization	NA	NA	NA	± 0.1	± 3%	± 0.1	± 10	± 10% or 0.2	10% if >10

Comments

Sampler's Signature: [illegible]

ATTACHMENT B.
845 QUARTERLY REPORT - QUARTER 3, 2025
DUCK CREEK POWER PLANT, BOTTOM ASH BASIN, CANTON **Duck Creek**

WELL/SAMPLE POINT G71L **Purge Method:** Dedicated Peristaltic Tubing

Date: 07/14/25 Start Time: 0955 Finish/Sample Time: 1104

Well Depth (Bottom) From MP: 32.95 ft Min. Purge Volume: 1000 mL

Depth to Water From MP: 29.44 ft Total Purge Volume: ~~1900~~ mL 2200 mL App Time 1/25

Water Column Length: 3.51 ft

Well Water Volume: 2.12 L Total Drawdown: 0.87 ft

Reading (Units)	Time	Depth (ft.)	Flow Rate (mL/min)	pH (s.u.)	Spec Cond (umhos/cm)	Temp (deg C)	ORP (mV)	DO (mg/L)	Turb (NTU)
1	1024	29.80	100	6.41	924	24.01	221	3.38	374
2	1027	29.88	100	6.39	1020	23.01	213	2.05	329
3	1030	29.96	100	6.39	1030	23.08	208	1.95	322
4	1033	30.04	100	6.37	1030	23.07	206	1.92	327
5									
Stabilization	NA	NA	NA	± 0.1	± 3%	± 0.1	± 10	± 10% or 0.2	10% if >10

Field Meter: HORIBA

Sample Appearance:

Odor: ☑ None ☐ Slight ☐ Mod. ☐ Strong

Color ☐ None ☑ Slight ☐ Mod. ☐ Strong

Turb: ~~☑ None~~ ☑ Slight ☐ Mod ☐ Strong

Well Integrity	Yes	No
Well has ID sign	✓	
Casing locked/secure	✓	
Well cap fits securely.	✓	
Good seal/drainage	✓	
Well has weep holes	✓	

BOTTLE INFORMATION:

Unfiltered Qty	Unfiltered Bottles
	VOAs (C,V, 40mL, HCL)
	VOAS (C,V, 40mL)
	Organics (A,G,U 1000mL)
	Organics (A,G,U 500mL)
	TOC (A,V 40mL, H2SO4)
	TOX (A,G 250mL, H2SO4)
1	Metals (P,250mL, HNO3)
	Cyanide (P, 250mL, NaOH)
	Phenols (A,G,250mL, H2SO4)
	General (P,500mL)
1	General (P,1000mL)
	Rad (P, 2.5L, HNO3)

3

Filtered Qty	Filtered Bottles
	Metals (P,250mL, HNO3)
	Ammonia (P,250mL, H2S04)
1	General (P,500mL)
	General (P,1000mL)
	TOC (A,V 40mL, H2SO4)

Final DTW: 30.31 ft

Comments

Sampler's Signature:

ATTACHMENT B.
845 QUARTERLY REPORT - QUARTER 3, 2025
DUCK CREEK POWER PLANT, BOTTOM ASH BASIN, CANTON **Duck Creek**

WELL/SAMPLE POINT G71S **Purge Method:** Dedicated Bladder

Date: 7/10/25 Start Time: 1223 Finish/Sample Time: 1301

Well Depth (Bottom) From MP: 41.45 ft Min. Purge Volume: 1000 mL

Depth to Water From MP: 30.90 ft Total Purge Volume: 3250 mL

Water Column Length: 10.55 ft

Well Water Volume: 6.39 L Total Drawdown: 3.82 ft

Reading (Units)	Time	Depth (ft.)	Flow Rate (mL/min)	pH (s.u.)	Spec Cond (umhos/cm)	Temp (deg C)	ORP (mV)	DO (mg/L)	Turb (NTU)
1	1034	32.73	125	6.83	276	19.30	10	4.47	64.5
2	1037	33.14	125	6.79	271	18.87	10	4.38	37.1
3	1040	33.54	125	6.83	264	18.30	7	4.34	37.5
4	1043	34.01	125	6.84	266	18.20	6	4.10	57.2
5	1046	34.40	125	6.85	267	18.23	4	4.06	55.7
Stabilization	NA	NA	NA	± 0.1	± 3%	± 0.1	± 10	± 10% or 0.2	10% if >10

Field Meter: Horiba

Sample Appearance:

Odor: ■ None ☐ Slight ☐ Mod. ☐ Strong

Color ■ None ☐ Slight ☐ Mod. ☐ Strong

Turb: ■ None ☐ Slight ☐ Mod ☐ Strong

Well Integrity	Yes	No
Well has ID sign	X	
Casing locked/secure	X	
Well cap fits securely.	X	
Good seal/drainage	X	
Well has weep holes	X	

BOTTLE INFORMATION:

Unfiltered	
Qty	Bottles
	VOAs (C,V, 40mL, HCL)
	VOAS (C,V, 40mL)
	Organics (A,G,U 1000mL)
	Organics (A,G,U 500mL)
	TOC (A,V 40mL, H2SO4)
	TOX (A,G 250mL, H2SO4)
1	Metals (P,250mL, HNO3)
	Cyanide (P, 250mL, NaOH)
	Phenols (A,G,250mL, H2SO4)
1	General (P,500mL)
	General (P,1000mL)
	Rad (P, 2.5L, HNO3)

3

Filtered	
Qty	Bottles
	Metals (P,250mL, HNO3)
	Ammonia (P,250mL, H2S04)
1	General (P,500mL)
	General (P,1000mL)
	TOC (A,V 40mL, H2SO4)

Final DTW: 34.72 ft

Comments

Sampler's Signature: Johannan

Duck Creek

WELL/SAMPLE POINT G71S (Cont.)

Reading (Units)	Time	Depth (ft.)	Flow Rate (mL/min)	pH (s.u.)	Spec Cond (umhos/cm)	Temp (deg C)	ORP (mV)	DO (mg/L)	Turb (NTU)
6	1049	35.39	125	6.85	266	18.25	5	4.08	56.3
7									
8									
9									
10									
11									
12									
13									
14									
15									
16									
17									
18									
19									
20									
Stabilization	NA	NA	NA	± 0.1	± 3%	± 0.1	± 10	± 10% or 0.2	10% if >10

Comments

Sampler's Signature: Bohanman

Duck Creek

WELL/SAMPLE POINT G72L

Purge Method: Dedicated Peristaltic Tubing

Date: 07/14/25 Start Time: 1110 Finish/Sample Time: 1116

Well Depth (Bottom) From MP: 28.05 ft

Min. Purge Volume: 1000 mL

Depth to Water From MP: 27.96 ft

Total Purge Volume: 0 mL

Water Column Length: 0.09 ft

Well Water Volume: 0.05 L

Total Drawdown: 0 ft

Reading (Units)	Time	Depth (ft.)	Flow Rate (mL/min)	pH (s.u.)	Spec Cond (umhos/cm)	Temp (deg C)	ORP (mV)	DO (mg/L)	Turb (NTU)
1									
2									
3									
4									
5									
Stabilization	NA	NA	NA	± 0.1	± 3%	± 0.1	± 10	± 10% or 0.2	10% if >10

Field Meter: —

Sample Appearance:

Odor: ☐ None ☐ Slight ☐ Mod. ☐ Strong

Color ☐ None ☐ Slight ☐ Mod. ☐ Strong

Turb: ☐ None ☐ Slight ☐ Mod ☐ Strong

Well Integrity	Yes	No
Well has ID sign	✓	
Casing locked/secure	✓	
Well cap fits securely.	✓	
Good seal/drainage	✓	
Well has weep holes	✓	

BOTTLE INFORMATION:

Unfiltered	
Qty	Bottles
	VOAs (C,V, 40mL, HCL)
	VOAS (C,V, 40mL)
	Organics (A,G,U 1000mL)
	Organics (A,G,U 500mL)
	TOC (A,V 40mL, H2SO4)
	TOX (A,G 250mL, H2SO4)
	Metals (P,250mL, HNO3)
	Cyanide (P, 250mL, NaOH)
	Phenols (A,G,250mL, H2SO4)
	General (P,500mL)
	General (P,1000mL)
	Rad (P, 2.5L, HNO3)

Filtered	
Qty	Bottles
	Metals (P,250mL, HNO3)
	Ammonia (P,250mL, H2S04)
	General (P,500mL)
	General (P,1000mL)
	TOC (A,V 40mL, H2SO4)

Final DTW: — ft

Comments WELL DRY, UNABLE TO SAMPLE.

Sampler's Signature:

Duck Creek

WELL/SAMPLE POINT G73L **Purge Method:** Dedicated Bladder

Date: 7/10/25 Start Time: 1330 Finish/Sample Time: 1509

Well Depth (Bottom) From MP: 37.70 ft Min. Purge Volume: 1000 mL

Depth to Water From MP: 29.87 ft Total Purge Volume: 8875 mL

Water Column Length: 7.83 ft

Well Water Volume: 4.74 L Total Drawdown: 3.96 ft

Reading (Units)	Time	Depth (ft.)	Flow Rate (mL/min)	pH (s.u.)	Spec Cond (umhos/cm)	Temp (deg C)	ORP (mV)	DO (mg/L)	Turb (NTU)
1	1350	31.08	125	6.57	846	19.09	158	0.00	1.9
2	1353	31.51	125	6.60	722	18.78	161	0.00	2.2
3	1356	31.72	125	6.60	759	18.95	165	0.00	3.0
4	1359	31.96	125	6.61	761	18.91	169	0.00	3.2
5	1402	32.12	125	6.61	787	17.50	170	0.00	4.0
Stabilization	NA	NA	NA	± 0.1	± 3%	± 0.1	± 10	± 10% or 0.2	10% if >10

Field Meter: Horiba

Sample Appearance:

Odor: ■ None ☐ Slight ☐ Mod. ☐ Strong

Color ■ None ☐ Slight ☐ Mod. ☐ Strong

Turb: ■ None ☐ Slight ☐ Mod ☐ Strong

Well Integrity	Yes	No
Well has ID sign	X	
Casing locked/secure	X	
Well cap fits securely.	X	
Good seal/drainage	X	
Well has weep holes	X	

BOTTLE INFORMATION:

Unfiltered	
Qty	Bottles
	VOAs (C,V, 40mL, HCL)
	VOAS (C,V, 40mL)
	Organics (A,G,U 1000mL)
	Organics (A,G,U 500mL)
	TOC (A,V 40mL, H2SO4)
	TOX (A,G 250mL, H2SO4)
1	Metals (P,250mL, HNO3)
	Cyanide (P, 250mL, NaOH)
	Phenols (A,G,250mL, H2SO4)
1	General (P,500mL)
	General (P,1000mL)
	Rad (P, 2.5L, HNO3)

3

Filtered	
Qty	Bottles
	Metals (P,250mL, HNO3)
	Ammonia (P,250mL, H2S04)
1	General (P,500mL)
	General (P,1000mL)
	TOC (A,V 40mL, H2SO4)

Final DTW: 33.83 ft

Comments

Sampler's Signature: Bohannan

 Duck Creek

WELL/SAMPLE POINT **G73L (Cont.)**

Reading (Units)	Time	Depth (ft.)	Flow Rate (mL/min)	pH (s.u.)	Spec Cond (umhos/cm)	Temp (deg C)	ORP (mV)	DO (mg/L)	Turb (NTU)
6	1405	32.36	125	6.61	769	18.39	173	0.00	3.2
7	1408	32.58	125	6.62	770	17.99	174	0.00	3.3
8	1411	32.74	125	6.60	757	17.61	176	0.00	4.9
9	1414	32.80	125	6.60	772	17.50	178	0.00	2.3
10	1417	33.09	125	6.62	788	17.06	178	0.00	1.4
11	1420	33.28	125	6.62	801	16.88	179	0.00	2.2
12	1423	33.53	125	6.61	800	17.48	181	0.00	1.6
13	1426	33.69	125	6.61	828	16.94	182	0.00	1.8
14	1429	33.96	125	6.61	822	17.31	183	0.00	1.5
15	1433	33.83	125	6.61	862	17.38	169	0.00	2.0
16	1436	33.83	125	6.59	880	17.52	123	0.00	2.0
17	1439	33.83	125	6.58	915	17.42	69	0.00	3.4
18	1442	33.83	125	6.59	916	17.85	57	0.00	2.6
19	1445	33.83	125	6.58	978	16.87	49	0.00	3.0
20	~~1451~~ 1448	33.83	125	6.58	986	16.84	49	0.00	2.9
Stabilization	NA	NA	NA	± 0.1	± 3%	± 0.1	± 10	± 10% or 0.2	10% if >10
7/10 JB 21	1451	33.83	125	6.58	993	16.77	54	0.00	3.3

Comments

Sampler's Signature: JBohannan

ATTACHMENT B.
845 QUARTERLY REPORT - QUARTER 3, 2025
DUCK CREEK POWER PLANT, BOTTOM ASH BASIN, CANTON, IL

Duck Creek

WELL/SAMPLE POINT L103 **Purge Method:** Bailer

Date: 07/17/25 Start Time: 1050 Finish/Sample Time: 1059

Depth to Water From MP: 2.72 ft

Reading	Time	Depth	Flow Rate	pH	Spec Cond	Temp	ORP	DO	Turb
(Units)		ft.	mL/min	s.u.	umhos/cm	deg C	mV	mg/L	NTU
1	1055	—	—	~~6.66~~	3190	26.26	203	1.56	~~24.7~~
				8.21	5410	21.69	135	15.59	0.0

KMD 7/17/25

Field Meter: HORIBA

Sample Appearance:

Odor: ☐ None ☑ Slight ☐ Mod. ☐ Strong

Color ☐ None ☑ Slight ☐ Mod. ☐ Strong

Turb: ☐ None ☑ Slight ☐ Mod ☐ Strong

Well Integrity	Yes	No
Well has ID sign		X
Casing locked/secure		X
Well cap fits securely.		X
Good seal/drainage		X
Well has weep holes		X

BOTTLE INFORMATION:

Unfiltered	
Qty	Bottles
	VOAs (C,V, 40mL, HCL)
	VOAS (C,V, 40mL)
	Organics (A,G,U 1000mL)
	Organics (A,G,U 500mL)
	TOC (A,V 40mL, H2SO4)
	TOX (A,G 250mL, H2SO4)
1	Metals (P,250mL, HNO3)
	Cyanide (P, 250mL, NaOH)
	Phenols (A,G,250mL, H2SO4)
1	General (P, ~~250~~ mL) ~~500~~ 1000

5

Filtered	
Qty	Bottles
	Metals (P,250mL, HNO3)
	Ammonia (P,250mL, H2S04)
1	General (P,500mL)

Comments

Sampler's Signature:

Duck Creek

WELL/SAMPLE POINT OM01 **Purge Method:** Dedicated Peristaltic Tubing

Date: 07/09/25 Start Time: 10:00 Finish/Sample Time: 10:43

Well Depth (Bottom) From MP: 27.62 ft Min. Purge Volume: 1000 mL

Depth to Water From MP: 12.90 ft Total Purge Volume: 3100 mL

Water Column Length: 14.72 ft

Well Water Volume: 8.91 L Total Drawdown: 5.95 ft

Reading (Units)	Time	Depth ft.	Flow Rate mL/min	pH s.u.	Spec Cond umhos/cm	Temp deg C	ORP mV	DO mg/L	Turb NTU	
1	10:13	14.03	100	7.27	3550	19.37	8	3.52	~~>1000~~	343
2	10:16	14.75	100	6.82	3660	19.00	-3	3.20	~~>1000~~	341
3	10:19	15.43	100	6.45	3740	18.55	-2	2.80	~~>1000~~	357
4	10:22	16.14	100	6.36	3760	18.36	-1	2.62	~~>1000~~	352
5	10:25	17.00	100	6.33	3780	18.27	-1	2.53	~~>1000~~	356
Stabilization	NA	NA	NA	± 0.1	± 3%	± 0.1	± 10	± 10% or 0.2	10% if >10	

Field Meter: Horiba

Sample Appearance:

Odor: ☒ None ☐ Slight ☐ Mod. ☐ Strong

Color ☒ None ☐ Slight ☐ Mod. ☐ Strong

Turb: ☐ None ☐ Slight ☐ Mod ☒ Strong

Well Integrity	Yes	No
Well has ID sign	X	
Casing locked/secure	X	
Well cap fits securely.	X	
Good seal/drainage	X	
Well has weep holes	X	

BOTTLE INFORMATION:

Unfiltered	
Qty	Bottles
	VOAs (C,V, 40mL, HCL)
	VOAS (C,V, 40mL)
	Organics (A,G,U 1000mL)
	Organics (A,G,U 500mL)
	TOC (A,V 40mL, H2SO4)
	TOX (A,G 500mL, H2SO4)
	Metals (P,250mL, HNO3)
	Cyanide (P, 250mL, NaOH)
	Phenols (A,G,250mL, H2SO4)
	General (P, 1000 mL)
	Ammonia (P, 250mL, H2SO4)
	Rad (P, 2.5L, HNO3)

2

Filtered	
Qty	Bottles
1	Metals (P,250mL, HNO3)
	Ammonia (P,250mL, H2S04)
1	General (P, ~~1000mL~~) 500mL
	TOC (A,V 40mL, H2SO4)

Final DTW: 18.85 ft

Comments Turbidity checked with Horiba V7320 pHH

Sampler's Signature: [signature]

Duck Creek

WELL/SAMPLE POINT **OM01 (Cont.)**

Reading	Time	Depth	Flow Rate	pH	Spec Cond	Temp	ORP	DO	Turb	
(Units)		ft.	mL/min	s.u.	umhos/cm	deg C	mV	mg/L	NTU	
6	10:28	17.62	100	6.30	3780	18.21	0	2.51	~~>1000~~	365
7	10:31	18.20	100	6.28	3790	18.17	1	2.46	~~>1000~~	362
8										
9										
10										
11										
12										
13										
14										
15										
16										
17										
18										
19										
20										
Stabilization	NA	NA	NA	± 0.1	± 3%	± 0.1	± 10	± 10% or 0.2	10% if >10	

Comments

Sampler's Signature: Andy Wetyska

ATTACHMENT B.
845 QUARTERLY REPORT - QUARTER 3, 2025
DUCK CREEK POWER PLANT, BOTTOM ASH BASIN, CANTON **Duck Creek**

WELL/SAMPLE POINT **OM04S** **Purge Method:** **Dedicated Peristaltic Tubing**

Date: 7/16/2025 Start Time: 1328 Finish/Sample Time: 1355

Well Depth (Bottom) From MP: **35.85** ft Min. Purge Volume: 1000 mL

Depth to Water From MP: 28.84 ft Total Purge Volume: 5500 mL

Water Column Length: 7.01 ft

Well Water Volume: 4.25 L Total Drawdown: 5.59 ft

Reading (Units)	Time	Depth ft.	Flow Rate mL/min	pH s.u.	Spec Cond umhos/cm	Temp deg C	ORP mV	DO mg/L	Turb NTU
1	1007	26.38	100	6.81	868	18.05	43	3.35	6.2
2	1010	27.22	100	6.61	866	17.73	63	3.85	11.0
3	1013	28.14	100	6.50	859	17.26	82	4.65	17.4
4	1016	28.86	100	6.44	857	17.04	79	2.83	13.3
5	1019	29.35	100	6.39	860	17.16	57	1.73	15.1
Stabilization	NA	NA	NA	± 0.1	± 3%	± 0.1	± 10	± 10% or 0.2	10% if >10

Field Meter: Horiba

Sample Appearance:

Odor: ☒ None ☐ Slight ☐ Mod. ☐ Strong

Color ☒ None ☐ Slight ☐ Mod. ☐ Strong

Turb: ☒ None ☐ Slight ☐ Mod ☐ Strong

Well Integrity	Yes	No
Well has ID sign	X	
Casing locked/secure	X	
Well cap fits securely.	X	
Good seal/drainage	X	
Well has weep holes	X	

BOTTLE INFORMATION:

Unfiltered	
Qty	Bottles
	VOAs (C,V, 40mL, HCL)
	VOAS (C,V, 40mL)
	Organics (A,G,U 1000mL)
	Organics (A,G,U 500mL)
	TOC (A,V 40mL, H2SO4)
	TOX (A,G 500mL, H2SO4)
	Metals (P,250mL, HNO3)
	Cyanide (P, 250mL, NaOH)
	Phenols (A,G,250mL, H2SO4)
	General (P, 1000 mL)
	Ammonia (P, 250mL, H2SO4)
	Rad (P, 2.5L, HNO3)

2

Filtered	
Qty	Bottles
1	Metals (P,250mL, HNO3)
	Ammonia (P,250mL, H2S04)
1	General (P, ~~1000~~mL) 500mL
	TOC (A,V, 40mL, H2SO4)

Final DTW: 30.26 ft

Comments

Sampler's Signature: [signature]

for Andrew Webster

ATTACHMENT B.
845 QUARTERLY REPORT - QUARTER 3, 2025
DUCK CREEK POWER PLANT, BOTTOM ASH BASIN, CANTON **Duck Creek**

WELL/SAMPLE POINT **OM04S (Cont.)**

APP 7/18/25

Reading	Time	Depth	Flow Rate	pH	Spec Cond	Temp	ORP	DO	Turb
(Units)		ft.	mL/min	s.u.	umhos/cm	deg C	mV	mg/L	NTU
6	1022	~~26.38~~ 30.18	100	6.33	868	17.42	~~-4~~ 10	2.04	12.8
7	1025	~~27.~~ 30.82	100	6.30	876	17.70	-4	1.77	11.4
8	1028	31.28	100	6.27	868	18.09	-6	1.47	9.0
9	1031	31.66	100	6.25	899	18.40	-2	0.80	7.3
10	1034	31.92	100	6.24	914	19.18	0	0.87	4.5
11	1037	32.20	100	6.25	945	20.21	2	1.05	3.2
12	1040	32.22	100	6.35	950	21.04	2	0.96	2.0
13	1043	32.24	100	6.45	1010	24.12	-8	1.12	0.0
14	1046	32.26	100	6.48	1010	24.23	-8	1.09	0.0
15	1049	32.24	100	6.51	1010	24.38	-10	1.03	0.0
16									
17									
18									
19									
20									
Stabilization	NA	NA	NA	± 0.1	± 3%	± 0.1	± 10	± 10% or 0.2	10% if >10

Comments

Sampler's Signature: for Andrew Weleska

Duck Creek

WELL/SAMPLE POINT OM07 **Purge Method:** Dedicated Peristaltic Tubing

Date: 07/10/25 Start Time: 13:07 Finish/Sample Time: 13:45

Well Depth (Bottom) From MP: 29.97 ft Min. Purge Volume: 1000 mL

Depth to Water From MP: 12.47 ft Total Purge Volume: 4150 mL

Water Column Length: 17.50 ft

Well Water Volume: 10.60 L Total Drawdown: 0.22 ft

Reading (Units)	Time	Depth ft.	Flow Rate mL/min	pH s.u.	Spec Cond umhos/cm	Temp deg C	ORP mV	DO mg/L	Turb NTU
1	13:20	12.69	150	7.17	1210	18.44	10	2.13	31.7
2	13:22	12.69	150	7.11	1210	17.67	3	1.78	25.1
3	13:24	12.69	150	7.06	1200	17.43	-4	1.20	16.4
4	13:26	12.69	150	7.02	1200	17.41	-7	0.89	15.0
5	13:28	12.69	150	7.00	~~1800~~ 1120	17.49	-8	0.86	15.8
Stabilization	NA	NA	NA	± 0.1	± 3%	± 0.1	± 10	± 10% or 0.2	10% if >10

Field Meter: Horiba

Sample Appearance:

Odor: ☒ None ☐ Slight ☐ Mod. ☐ Strong

Color ☒ None ☐ Slight ☐ Mod. ☐ Strong

Turb: ☒ None ☐ Slight ☐ Mod ☐ Strong

Well Integrity	Yes	No
Well has ID sign	X	
Casing locked/secure	X	
Well cap fits securely.	X	
Good seal/drainage	X	
Well has weep holes	X	

BOTTLE INFORMATION:

Unfiltered	
Qty	Bottles
	VOAs (C,V, 40mL, HCL)
	VOAS (C,V, 40mL)
	Organics (A,G,U 1000mL)
	Organics (A,G,U 500mL)
	TOC (A,V 40mL, H2SO4)
	TOX (A,G 500mL, H2SO4)
	Metals (P,250mL, HNO3)
	Cyanide (P, 250mL, NaOH)
	Phenols (A,G,250mL, H2SO4)
	General (P, 1000 mL)
	Ammonia (P, 250mL, H2SO4)
	Rad (P, 2.5L, HNO3)

2 + 2

Filtered	
Qty	Bottles
1 + 1	Metals (P,250mL, HNO3)
	Ammonia (P,250mL, H2S04)
1 + 1	General (P, ~~1000mL~~) 500mL
	TOC (A,V, 40mL, H2SO4)

Final DTW: 12.69 ft

Comments Field dup.

Sampler's Signature: Kaly Wetuska

Duck Creek

WELL/SAMPLE POINT **OM07 (Cont.)**

Reading	Time	Depth	Flow Rate	pH	Spec Cond	Temp	ORP	DO	Turb
(Units)		ft.	mL/min	s.u.	umhos/cm	deg C	mV	mg/L	NTU
6	13:30	12.69	150	6.99	1190	17.45	-8	0.86	16.4
7	13:32	12.69	150	6.99	1180	17.42	-7	0.81	16.9
8									
9									
10									
11									
12									
13									
14									
15									
16									
17									
18									
19									
20									
Stabilization	NA	NA	NA	± 0.1	± 3%	± 0.1	± 10	± 10% or 0.2	10% if >10

Comments

Sampler's Signature:

ATTACHMENT B.
845 QUARTERLY REPORT - QUARTER 3, 2025
DUCK CREEK POWER PLANT, BOTTOM ASH BASIN, CANTON **Duck Creek**

APP 7/18/25

WELL/SAMPLE POINT **OM12**

Purge Method: portable pump w/dedicated Tubing ~~Dedicated Peristaltic Tubing~~

Date: 7-~~16~~ 17-25 Start Time: ~~1311~~ 1002 Finish/Sample Time: ~~1315~~ 1045

Well Depth (Bottom) From MP: ~~43.01~~ 43.12 ft

Min. Purge Volume: 1000 mL

Depth to Water From MP: 17.88 ft

Total Purge Volume: 4000 mL

Water Column Length: 25.24 ft

Well Water Volume: 15.29 L

Total Drawdown: 0.52 ft

Reading (Units)	Time	Depth ft.	Flow Rate mL/min	pH s.u.	Spec Cond umhos/cm	Temp deg C	ORP mV	DO mg/L	Turb NTU
1	1020	19.05	150	6.64	1930	18.72	-15	4.81	143
2	1022	18.78	150	6.50	2030	17.26	-33	2.92	150
3	1024	18.70	150	6.48	2040	16.76	-42	2.07	173
4	1026	18.50	150	6.47	2030	16.85	-49	~~2~~1.44	249
5	1028	18.40	150	6.47	2030	16.84	-56	1.14	199
Stabilization	NA	NA	NA	± 0.1	± 3%	± 0.1	± 10	± 10% or 0.2	10% if >10

Field Meter: Horiba

Sample Appearance:

Odor: ☒ None ☐ Slight ☐ Mod. ☐ Strong

Color ☐ None ☒ Slight ☐ Mod. ☐ Strong

Turb: ☐ None ☒ Slight ☐ Mod ☐ Strong

Well Integrity	Yes	No
Well has ID sign	X	
Casing locked/secure	X	
Well cap fits securely.	X	
Good seal/drainage	X	
Well has weep holes	X	

BOTTLE INFORMATION:

Unfiltered	
Qty	Bottles
	VOAs (C,V, 40mL, HCL)
	VOAS (C,V, 40mL)
	Organics (A,G,U 1000mL)
	Organics (A,G,U 500mL)
	TOC (A,V 40mL, H2SO4)
	TOX (A,G 500mL, H2SO4)
	Metals (P,250mL, HNO3)
	Cyanide (P, 250mL, NaOH)
	Phenols (A,G,250mL, H2SO4)
	General (P, 1000 mL)
	Ammonia (P,250mL H2SO4)
	Rad (P, 2.5L, HNO3)

2

Filtered	
Qty	Bottles
1	Metals (P,250mL, HNO3)
	Ammonia (P,250mL, H2S04)
1	General (P, ~~1000~~mL) 500mL
	TOC (A,V, 40mL, H2SO4)

Final DTW: 18.40 ft

Comments NO PERI TUBING NONE ON HAND, OUT OF STOCK. used portable pump

Sampler's Signature: ~~JHP~~ APP 7/18/25

for Andrew Wheesha

Duck Creek

WELL/SAMPLE POINT **OM12 (Cont.)**

Reading	Time	Depth	Flow Rate	pH	Spec Cond	Temp	ORP	DO	Turb
(Units)		ft.	mL/min	s.u.	umhos/cm	deg C	mV	mg/L	NTU
6	1030	18.40	150	6.47	2030	16.88	-58	0.99	153
7	1032	18.40	150	6.47	2030	16.84	-60	0.87	95.6
8	1034	18.40	150	6.47	2020	16.76	-61	0.77	79.8
9	1036	18.40	150	6.47	2020	16.70	-62	0.75	75.6
10	1038	18.40	150	6.47	2010	16.67	-62	0.72	72.3
11									
12									
13									
14									
15									
16									
17									
18									
19									
20									
Stabilization	NA	NA	NA	± 0.1	± 3%	± 0.1	± 10	± 10% or 0.2	10% if >10

Comments

Sampler's Signature:

For Andrew Welecka

ATTACHMENT B.
845 QUARTERLY REPORT - QUARTER 3, 2025
DUCK CREEK POWER PLANT, BOTTOM ASH BASIN, CANTON **Duck Creek**

WELL/SAMPLE POINT OM21 **Purge Method:** Dedicated Peristaltic Tubing

Date: 07/10/25 Start Time: 11:00 Finish/Sample Time: 11:30

Well Depth (Bottom) From MP: 60.49 ft Min. Purge Volume: 1000 mL

Depth to Water From MP: 11.55 ft Total Purge Volume: 3250 mL

Water Column Length: 48.94 ft

Well Water Volume: 29.44 L Total Drawdown: 0.15 ft

2.46 AJW 07/10/25

Reading (Units)	Time	Depth ft.	Flow Rate mL/min	pH s.u.	Spec Cond umhos/cm	Temp deg C	ORP mV	DO mg/L	Turb NTU
1	11:10	11.63	150	7.03	3500	17.80	237	~~26.8~~	26.8
AJW 07/10/25 2	11:13	11.68	150	6.94	3370	17.35	239	2.22	21.4
3 11:16	~~11:2~~	11.70	150	6.92	3350	16.92	240	2.03	20.3
4	11:19	11.70	150	6.92	3340	16.86	240	1.94	21.4
5	11:22	11.70	150	6.91	3340	16.83	240	1.93	22.2
Stabilization	NA	NA	NA	± 0.1	± 3%	± 0.1	± 10	± 10% or 0.2	10% if >10

Field Meter: Horiba

Sample Appearance:

Odor: ☒ None ☐ Slight ☐ Mod. ☐ Strong

Color ☒ None ☐ Slight ☐ Mod. ☐ Strong

Turb: ☐ None ☒ Slight ☐ Mod ☐ Strong

Well Integrity	Yes	No
Well has ID sign	X	
Casing locked/secure	X	
Well cap fits securely.	X	
Good seal/drainage	X	
Well has weep holes	X	

BOTTLE INFORMATION:

Unfiltered	
Qty	Bottles
	VOAs (C,V, 40mL, HCL)
	VOAS (C,V, 40mL)
	Organics (A,G,U 1000mL)
	Organics (A,G,U 500mL)
	TOC (A,V 40mL, H2SO4)
	TOX (A,G 500mL, H2SO4)
	Metals (P,250mL, HNO3)
	Cyanide (P, 250mL, NaOH)
	Phenols (A,G,250mL, H2SO4)
	General (P, 1000 mL)
	Ammonia (P, 250mL, H2SO4)
	Rad (P, 2.5L, HNO3)

2

Filtered	
Qty	Bottles
1	Metals (P,250mL, HNO3)
	Ammonia (P,250mL, H2S04)
1	General (P,~~1000~~mL) 500mL
	TOC (A,V, 40mL, H2SO4)

Final DTW: 11.70 ft

Comments

Sampler's Signature: Andy Witten

Duck Creek

WELL/SAMPLE POINT OM22D **Purge Method:** Portable Pump/Dedicated Tubing

Date: 07/14/25 Start Time: 12:45 Finish/Sample Time: 13:30

Well Depth (Bottom) From MP: 65.17 ft Min. Purge Volume: 1000 mL

Depth to Water From MP: 20.02 ft Total Purge Volume: 2500 mL

Water Column Length: 45.15 ft

Well Water Volume: 27.34 L Total Drawdown: 0.14 ft

Reading (Units)	Time	Depth ft.	Flow Rate mL/min	pH s.u.	Spec Cond umhos/cm	Temp deg C	ORP mV	DO mg/L	Turb NTU
1	13:04	20.16	150	6.77	4120	20.70	-133	2.02	>1000
2	13:06	20.16	150	6.77	4160	20.35	-170	1.57	>1000
3	13:08	20.16	150	6.79	4100	19.51	-174	1.39	>1000
4	13:10	20.16	150	6.79	4090	19.25	-173	1.27	863
5	13:12	20.16	150	6.79	4090	19.03	-171	1.20	618
Stabilization	NA	NA	NA	± 0.1	± 3%	± 0.1	± 10	± 10% or 0.2	10% if >10

Field Meter: Horiba

Sample Appearance:

Odor: ☒ None ☐ Slight ☐ Mod. ☐ Strong

Color ☐ None ☒ Slight ☐ Mod. ☐ Strong

Turb: ☐ None ☐ Slight ☐ Mod ☒ Strong

Well Integrity	Yes	No
Well has ID sign	X	
Casing locked/secure	X	
Well cap fits securely.	X	
Good seal/drainage	X	
Well has weep holes	X	

BOTTLE INFORMATION:

Unfiltered	
Qty	Bottles
	VOAs (C,V, 40mL, HCL)
	VOAS (C,V, 40mL)
	Organics (A,G,U 1000mL)
	Organics (A,G,U 500mL)
	TOC (A,V 40mL, H2SO4)
	TOX (A,G 500mL, H2SO4)
	Metals (P,250mL, HNO3)
	Cyanide (P, 250mL, NaOH)
	Phenols (A,G,250mL, H2SO4)
	General (P, 1000 mL)
	Ammonia (P, 250mL, H2SO4)
	Rad (P, 2.5L, HNO3)

2

Filtered	
Qty	Bottles
1	Metals (P,250mL, HNO3)
	Ammonia (P,250mL, H2S04)
1	General (P, ~~1000mL~~) 500mL
	TOC (A,V, 40mL, H2SO4)

Final DTW: 20.16 ft

Comments Equipment blank #2 filled here.

Sampler's Signature: [signature]

WELL/SAMPLE POINT OM22D (Cont.)

Reading (Units)	Time	Depth ft.	Flow Rate mL/min	pH s.u.	Spec Cond umhos/cm	Temp deg C	ORP mV	DO mg/L	Turb NTU
6	13:14	20.16	150	6.77	4090	18.87	-161	1.00	360
7	13:16	20.16	150	6.77	4080	18.52	-156	0.87	269
8	13:18	20.16	150	6.76	4080	18.57	-150	0.80	211
9	13:20	20.16	150	6.75	4090	18.67	-145	0.79	203
10	13:22	20.16	150	6.74	4100	18.64	-142	0.83	194
11									
12									
13									
14									
15									
16									
17									
18									
19									
20									
Stabilization	NA	NA	NA	± 0.1	± 3%	± 0.1	± 10	± 10% or 0.2	10% if >10

Comments

Sampler's Signature: Kirby Wilitska

Duck Creek

WELL/SAMPLE POINT OM23D

Purge Method: Portable Pump/Dedicated Tubing

Date: 07/14/25 Start Time: 12:11 Finish/Sample Time: 12:41

Well Depth (Bottom) From MP: 82.95 ft

Min. Purge Volume: 1000 mL

Depth to Water From MP: 39.30 ft

Total Purge Volume: 1750 mL

Water Column Length: 43.65 ft

Well Water Volume: 26.43 L

Total Drawdown: 0.31 ft

Reading (Units)	Time	Depth ft.	Flow Rate mL/min	pH s.u.	Spec Cond umhos/cm	Temp deg C	ORP mV	DO mg/L	Turb NTU
1	12:26	39.61	150	6.87	1710	20.45	-18	1.43	>1000
2	12:28	39.61	150	6.81	1720	19.90	-15	0.90	>1000
3	12:30	39.61	150	6.79	1740	19.53	-14	0.81	>1000
4	12:32	39.61	150	6.78	1740	19.47	-14	0.77	>1000
5	12:34	39.61	150	6.78	1730	19.50	-14	0.76	>1000
Stabilization	NA	NA	NA	± 0.1	± 3%	± 0.1	± 10	± 10% or 0.2	10% if >10

Field Meter: Horiba

Sample Appearance:

Odor: ☐ None ☒ Slight ☐ Mod. ☐ Strong

Color ☐ None ☐ Slight ☐ Mod. ☐ Strong

Turb: ☐ None ☒ Slight ☐ Mod ☒ Strong

Well Integrity	Yes	No
Well has ID sign	X	
Casing locked/secure	X	
Well cap fits securely.	X	
Good seal/drainage	X	
Well has weep holes	X	

BOTTLE INFORMATION:

Unfiltered	
Qty	Bottles
	VOAs (C,V, 40mL, HCL)
	VOAS (C,V, 40mL)
	Organics (A,G,U 1000mL)
	Organics (A,G,U 500mL)
	TOC (A,V 40mL, H2SO4)
	TOX (A,G 500mL, H2SO4)
	Metals (P,250mL, HNO3)
	Cyanide (P, 250mL, NaOH)
	Phenols (A,G,250mL, H2SO4)
	General (P, 1000 mL)
	Ammonia (P, 250mL, H2SO4)
	Rad (P, 2.5L, HNO3)

2

Filtered	
Qty	Bottles
1	Metals (P,250mL, HNO3)
	Ammonia (P,250mL, H2S04)
1	General (P, ~~1000mL~~) 500mL
	TOC (A,V, 40mL, H2SO4)

Final DTW: 39.61 ft

Comments

Sampler's Signature: Kirby Wilkins

ATTACHMENT B.
845 QUARTERLY REPORT - QUARTER 3, 2025
DUCK CREEK POWER PLANT, BOTTOM ASH BASIN, CANTON **Duck Creek**

WELL/SAMPLE POINT **OM24D** **Purge Method:** **Dedicated Peristaltic Tubing**

Date: 07/14/25 Start Time: 11:40 Finish/Sample Time: 12:07

Well Depth (Bottom) From MP: **20.14** ft Min. Purge Volume: 1000 mL

Depth to Water From MP: 5.51 ft Total Purge Volume: 1900 mL

Water Column Length: 14.63 ft

Well Water Volume: 8.86 L Total Drawdown: 0.04 ft

ASW 07/14/25

Reading (Units)	Time	Depth ft.	Flow Rate mL/min	pH s.u.	Spec Cond umhos/cm	Temp deg C	ORP mV	DO mg/L	Turb NTU
1	11:50	~~6~~ 5.55	150	6.97	2740	19.39	-66	5.57	148
2	11:52	5.55	150	6.89	2730	18.73	-75	3.06	1160
3	11:54	5.55	150	6.84	2650	20.59	-77	3.01	44.2
4	11:56	5.55	150	6.82	2630	20.59	-76	1.63	41.2
5	11:58	5.55	150	6.81	2650	20.60	-75	1.71	39.9
Stabilization	NA	NA	NA	± 0.1	± 3%	± 0.1	± 10	± 10% or 0.2	10% if >10

Field Meter: Horiba

Sample Appearance:

Odor: ☒ None ☐ Slight ☐ Mod. ☐ Strong

Color ☒ None ☐ Slight ☐ Mod. ☐ Strong

Turb: ☐ None ☐ Slight ☒ Mod ☐ Strong

Well Integrity	Yes	No
Well has ID sign	X	
Casing locked/secure	X	
Well cap fits securely.	X	
Good seal/drainage	X	
Well has weep holes	X	

BOTTLE INFORMATION:

Unfiltered	
Qty	**Bottles**
	VOAs (C,V, 40mL, HCL)
	VOAS (C,V, 40mL)
	Organics (A,G,U 1000mL)
	Organics (A,G,U 500mL)
	TOC (A,V 40mL, H2SO4)
	TOX (A,G 500mL, H2SO4)
	Metals (P,250mL, HNO3)
	Cyanide (P, 250mL, NaOH)
	Phenols (A,G,250mL, H2SO4)
	General (P, 1000 mL)
	Ammonia (P,250mL, H2SO4)
	Rad (P, 2.5L, HNO3)

2

Filtered	
Qty	**Bottles**
1	Metals (P,250mL, HNO3)
	Ammonia (P,250mL, H2S04)
1	General (P,~~1000mL~~) 500mL
	TOC (A,V, 40mL, H2SO4)

Final DTW: 5.55 ft

Comments

Sampler's Signature: [signature]

Duck Creek

WELL/SAMPLE POINT **OM24D (Cont.)**

Reading	Time	Depth	Flow Rate	pH	Spec Cond	Temp	ORP	DO	Turb
(Units)		ft.	mL/min	s.u.	umhos/cm	deg C	mV	mg/L	NTU
6	12:00	5.55	150	6.81	2640	20.57	-74	1.77	40.5
7									
8									
9									
10									
11									
12									
13									
14									
15									
16									
17									
18									
19									
20									
Stabilization	NA	NA	NA	± 0.1	± 3%	± 0.1	± 10	± 10% or 0.2	10% if >10

Comments

Sampler's Signature: [illegible]

ATTACHMENT B.
845 QUARTERLY REPORT - QUARTER 3, 2025
DUCK CREEK POWER PLANT, BOTTOM ASH BASIN, CANTON **Duck Creek**

WELL/SAMPLE POINT OM25S **Purge Method:** Portable Pump/Dedicated Tubing

Date: 07/14/25 Start Time: 11:00 Finish/Sample Time: 11:32

Well Depth (Bottom) From MP: 64.03 ft Min. Purge Volume: 1000 mL

Depth to Water From MP: 58.45 ft Total Purge Volume: 2200 mL

Water Column Length: 5.58 ft

Well Water Volume: 3.38 L Total Drawdown: 1.15 ft

Reading (Units)	Time	Depth ft.	Flow Rate mL/min	pH s.u.	Spec Cond umhos/cm	Temp deg C	ORP mV	DO mg/L	Turb NTU
1	11:16	59.55	150	6.69	3570	19.50	-9	1.16	>1000
2	11:18	59.55	150	6.66	3530	19.66	-10	1.07	>1000
3	11:20	59.55	150	6.64	3390	19.88	-3	1.06	>1000
4	11:22	59.55	150	6.62	3460	19.41	7	0.90	>1000
5	11:24	59.55	150	6.62	3520	19.03	10	0.84	>1000
Stabilization	NA	NA	NA	± 0.1	± 3%	± 0.1	± 10	± 10% or 0.2	10% if >10

Field Meter: Horiba

Sample Appearance:

Odor: ☒ None ☐ Slight ☐ Mod. ☐ Strong

Color ☐ None ☐ Slight ☒ Mod. ☐ Strong

Turb: ☐ None ☐ Slight ☐ Mod ☒ Strong

Well Integrity	Yes	No
Well has ID sign	X	
Casing locked/secure	X	
Well cap fits securely.	X	
Good seal/drainage	X	
Well has weep holes	X	

BOTTLE INFORMATION:

Unfiltered	
Qty	Bottles
	VOAs (C,V, 40mL, HCL)
	VOAS (C,V, 40mL)
	Organics (A,G,U 1000mL)
	Organics (A,G,U 500mL)
	TOC (A,V 40mL, H2SO4)
	TOX (A,G 500mL, H2SO4)
	Metals (P,250mL, HNO3)
	Cyanide (P, 250mL, NaOH)
	Phenols (A,G,250mL, H2SO4)
	General (P, 1000 mL)
	Ammonia (P, 250mL, H2SO4)
	Rad (P, 2.5L, HNO3)

2

Filtered	
Qty	Bottles
1	Metals (P,250mL, HNO3)
	Ammonia (P,250mL, H2S04)
1	General (P,~~1000mL~~) 500mL
	TOC (A,V, 40mL, H2SO4)

Final DTW: 59.60 ft

Comments

Sampler's Signature: Katy Wolstein

Duck Creek

WELL/SAMPLE POINT **OM25S (Cont.)**

3590 AJW 07/14/25

Reading	Time	Depth	Flow Rate	pH	Spec Cond	Temp	ORP	DO	Turb
(Units)		ft.	mL/min	s.u.	umhos/cm	deg C	mV	mg/L	NTU
6	11:26	59.55	150	6.61	~~18.12~~	18.12	15	0.71	>1000
7	11:28	59.55	150	6.61	3600	18.12	17	0.70	>1000
8	11:30	59.55	150	6.61	3620	18.05	18	0.69	>1000
9									
10									
11									
12									
13									
14									
15									
16									
17									
18									
19									
20									
Stabilization	NA	NA	NA	± 0.1	± 3%	± 0.1	± 10	± 10% or 0.2	10% if >10

Comments

Sampler's Signature: Andy Kelsey

ATTACHMENT B.
845 QUARTERLY REPORT - QUARTER 3, 2025
DUCK CREEK POWER PLANT, BOTTOM ASH BASIN, CANTON, IL

Duck Creek

WELL/SAMPLE POINT OR02 **Purge Method:** Dedicated Peristaltic Tubing

Date: 07/09/25 Start Time: 10:50 Finish/Sample Time: 11:30

Well Depth (Bottom) From MP: 22.52 ft Min. Purge Volume: 1000 mL

Depth to Water From MP: 7.64 ft Total Purge Volume: 2800 mL

Water Column Length: 14.88 ft

Well Water Volume: 9.01 L Total Drawdown: 0.08 ft

Reading (Units)	Time	Depth ft.	Flow Rate mL/min	pH s.u.	Spec Cond umhos/cm	Temp deg C	ORP mV	DO mg/L	Turb NTU	
1	11:00	7.72	100	6.63	1800	22.60	-43	2.46	~~>1000~~	8.3
2	11:03	7.72	100	6.60	1840	22.16	-49	2.32	~~>1000~~	4.7
3	11:06	7.72	100	6.57	1870	22.01	-52	2.24	~~>1000~~	5.6
4	11:09	7.72	100	6.55	1870	21.79	-55	2.14	~~>1000~~	7.1
5	11:12	7.72	100	6.54	1860	21.74	-56	2.09	~~>1000~~	6.8
Stabilization	NA	NA	NA	± 0.1	± 3%	± 0.1	± 10	± 10% or 0.2	10% if >10	

Field Meter: Horiba

Sample Appearance:

Odor: ☒ None ☐ Slight ☐ Mod. ☐ Strong

Color ☒ None ☐ Slight ☐ Mod. ☐ Strong

Turb: ☐ None ☐ Slight ☐ Mod ☒ Strong

Well Integrity	Yes	No
Well has ID sign	X	
Casing locked/secure	X	
Well cap fits securely.	X	
Good seal/drainage	X	
Well has weep holes	X	

BOTTLE INFORMATION:

Unfiltered	
Qty	Bottles
	VOAs (C,V, 40mL, HCL)
	VOAS (C,V, 40mL)
	Organics (A,G,U 1000mL)
	Organics (A,G,U 500mL)
	TOC (A,V 40mL, H2SO4)
	TOX (A,G 500mL, H2SO4)
	Metals (P,250mL, HNO3)
	Cyanide (P, 250mL, NaOH)
	Phenols (A,G,250mL, H2SO4)
	General (P, 1000 mL)
	Ammonia (P, 250mL, H2SO4)
	Rad (P, 2.5L, HNO3)

2

Filtered	
Qty	Bottles
1	Metals (P,250mL, HNO3)
	Ammonia (P,250mL, H2S04)
1	General (P, ~~1000mL~~) 500mL
	TOC (A, V, 40mL, H2SO4)

Final DTW: 7.72 ft

Comments Turbidity checked with Horiba ✓7320 pmh

Sampler's Signature: [signature]

Duck Creek

WELL/SAMPLE POINT **OR02 (Cont.)**

Reading	Time	Depth	Flow Rate	pH	Spec Cond	Temp	ORP	DO	Turb	
(Units)		ft.	mL/min	s.u.	umhos/cm	deg C	mV	mg/L	NTU	
6	11:15	7.72	100	6.54	1860	21.70	-56	2.06	~~>1000~~	S.4
7										
8										
9										
10										
11										
12										
13										
14										
15										
16										
17										
18										
19										
20										
Stabilization	NA	NA	NA	± 0.1	± 3%	± 0.1	± 10	± 10% or 0.2	10% if >10	

Comments

Sampler's Signature: Emily Webster

ATTACHMENT B.
845 QUARTERLY REPORT - QUARTER 3, 2025
DUCK CREEK POWER PLANT, BOTTOM ASH BASIN, CANTON, IL **Duck Creek**

WELL/SAMPLE POINT OR03D **Purge Method:** Portable Pump/Dedicated Tubing

Date: 07/14/25 Start Time: 10:12 Finish/Sample Time: 10:52

Well Depth (Bottom) From MP: 77.75 ft Min. Purge Volume: 1000 mL

Depth to Water From MP: 45.51 ft Total Purge Volume: 2350 mL

Water Column Length: 32.24 ft

Well Water Volume: 19.52 L Total Drawdown: 0.22 ft

Reading (Units)	Time	Depth ft.	Flow Rate mL/min	pH s.u.	Spec Cond umhos/cm	Temp deg C	ORP mV	DO mg/L	Turb NTU
1	10:28	45.73	150	6.81	3840	20.18	32	2.53	>1000
2	10:30	45.73	150	6.64	4440	17.71	20	1.56	>1000
3	10:32	45.73	150	6.60	4850	17.31	8	0.94	>1000
4	10:34	45.73	150	6.56	5270	17.18	3	0.77	>1000
5	10:36	45.73	150	6.54	5470	17.34	0	0.73	>1000
Stabilization	NA	NA	NA	± 0.1	± 3%	± 0.1	± 10	± 10% or 0.2	10% if >10

Field Meter: Horiba

Sample Appearance:

Odor: ☒ None ☐ Slight ☐ Mod. ☐ Strong

Color ☐ None ☐ Slight ☒ Mod. ☐ Strong

Turb: ☐ None ☐ Slight ☐ Mod ☒ Strong

Well Integrity	Yes	No
Well has ID sign	X	
Casing locked/secure	X	
Well cap fits securely.	X	
Good seal/drainage	X	
Well has weep holes	X	

BOTTLE INFORMATION:

Unfiltered Qty	Bottles
	VOAs (C,V, 40mL, HCL)
	VOAS (C,V, 40mL)
	Organics (A,G,U 1000mL)
	Organics (A,G,U 500mL)
	TOC (A,V 40mL, H2SO4)
	TOX (A,G 500mL, H2SO4)
	Metals (P,250mL, HNO3)
	Cyanide (P, 250mL, NaOH)
	Phenols (A,G,250mL, H2SO4)
	General (P, 1000 mL)
	Ammonia (P,250 mL, H2SO4)
	Rad (P, 2.5L, HNO3)

2

Filtered Qty	Bottles
1	Metals (P,250mL, HNO3)
	Ammonia (P,250mL, H2S04)
1	General (P, ~~1000mL~~) 500mL
	TOC (A,V, 40mL, H2SO4)

Final DTW: 45.73 ft

Comments

Sampler's Signature: [signature]

Duck Creek

WELL/SAMPLE POINT **OR03D (Cont.)**

Reading	Time	Depth	Flow Rate	pH	Spec Cond	Temp	ORP	DO	Turb
(Units)		ft.	mL/min	s.u.	umhos/cm	deg C	mV	mg/L	NTU
6	10:38	45.73	150	6.54	5550	17.19	-2	0.72	>1000
7	10:40	45.73	150	6.53	5570	16.88	-3	0.69	>1000
8	10:42	45.73	150	6.53	5570	16.92	-4	0.66	>1000
9	10:44	45.73	150	6.52	5570	16.96	-5	0.66	>1000
10									
11									
12									
13									
14									
15									
16									
17									
18									
19									
20									
Stabilization	NA	NA	NA	± 0.1	± 3%	± 0.1	± 10	± 10% or 0.2	10% if >10

Comments

Sampler's Signature: [illegible]

ATTACHMENT B.
845 QUARTERLY REPORT - QUARTER 3, 2025
DUCK CREEK POWER PLANT, BOTTOM ASH BASIN, CANTON, IL

Duck Creek

WELL/SAMPLE POINT OR04D **Purge Method:** Portable Pump/Dedicated Tubing

Date: 07/15/25 Start Time: 9:34 Finish/Sample Time: 10:13

Well Depth (Bottom) From MP: 68.07 ft Min. Purge Volume: 1000 mL

Depth to Water From MP: 21.90 ft Total Purge Volume: ~~2200~~ 3100 mL

Water Column Length: 46.17 ft AAP 7/17/25

Well Water Volume: 27.96 L Total Drawdown: 0.05 ft

Reading (Units)	Time	Depth ft.	Flow Rate mL/min	pH s.u.	Spec Cond umhos/cm	Temp deg C	ORP mV	DO mg/L	Turb NTU
1	9:52	21.95	150	6.54	6520	17.21	10	1.74	>1000
2	9:54	21.95	150	6.51	6260	17.44	3	1.14	>1000
3	9:56	21.95	150	6.50	6300	17.09	-3	0.80	>1000
4	9:58	21.95	150	6.50	6220	16.79	-4	0.74	>1000
5	10:00	21.95	150	6.49	6130	16.66	-5	0.75	>1000
Stabilization	NA	NA	NA	± 0.1	± 3%	± 0.1	± 10	± 10% or 0.2	10% if >10

Field Meter: Horiba

Sample Appearance:

Odor: ☐ None ☒ Slight ☐ Mod. ☐ Strong

Color ☐ None ☐ Slight ☒ Mod. ☐ Strong

Turb: ☐ None ☐ Slight ☐ Mod ☒ Strong

Well Integrity	Yes	No
Well has ID sign	X	
Casing locked/secure	X	
Well cap fits securely.	X	
Good seal/drainage	X	
Well has weep holes	X	

BOTTLE INFORMATION:

Unfiltered	
Qty	Bottles
	VOAs (C,V, 40mL, HCL)
	VOAS (C,V, 40mL)
	Organics (A,G,U 1000mL)
	Organics (A,G,U 500mL)
	TOC (A,V 40mL, H2SO4)
	TOX (A,G 500mL, H2SO4)
	Metals (P,250mL, HNO3)
	Cyanide (P, 250mL, NaOH)
	Phenols (A,G,250mL, H2SO4)
	General (P, 1000 mL)
	Ammonia (P, 250mL, H2SO4)
	Rad (P, 2.5L, HNO3)

(2)

Filtered	
Qty	Bottles
1	Metals (P,250mL, HNO3)
	Ammonia (P,250mL, H2S04)
1	General (P, ~~1000mL~~) 500mL
	TOC (A,V, 40mL, H2SO4)

Final DTW: 21.95 ft

Comments Equipment blank #2 filled here.

Sampler's Signature: [signature]

Duck Creek

WELL/SAMPLE POINT **OR04D (Cont.)**

Reading	Time	Depth	Flow Rate	pH	Spec Cond	Temp	ORP	DO	Turb
(Units)		ft.	mL/min	s.u.	umhos/cm	deg C	mV	mg/L	NTU
6	10:02	21.95	150	6.48	6110	16.60	-6	0.75	717
7	10:04	21.95	150	6.48	6130	16.57	-7	0.73	662
8	10:06	21.95	150	6.47	6120	16.52	-8	0.69	650
9									
10									
11									
12									
13									
14									
15									
16									
17									
18									
19									
20									
Stabilization	NA	NA	NA	± 0.1	± 3%	± 0.1	± 10	± 10% or 0.2	10% if >10

Comments

Sampler's Signature: [illegible]

ATTACHMENT B.
845 QUARTERLY REPORT - QUARTER 3, 2025
DUCK CREEK POWER PLANT, BOTTOM ASH BASIN, CANTON **Duck Creek**

WELL/SAMPLE POINT **OR06A** ASW 07/14/25 **Purge Method:** **Dedicated Peristaltic Tubing**

Date: ~~07/10/25~~ 07/14/25 Start Time: ~~11:00~~ 14:33 Finish/Sample Time: 15:02

Well Depth (Bottom) From MP: **26.05** ft Min. Purge Volume: 1000 mL

Depth to Water From MP: ~~13.96~~ ft 14.22 ft Total Purge Volume: 1750 mL

Water Column Length: 11.83 ft

Well Water Volume: 7.16 L Total Drawdown: 0.03 ft

Reading (Units)	Time	Depth ft.	Flow Rate mL/min	pH s.u.	Spec Cond umhos/cm	Temp deg C	ORP mV	DO mg/L	Turb NTU
1	14:46	14.25	150	6.79	3110	16.70	13	2.00	14.3
2	14:48	14.25	150	6.79	3140	16.66	4	1.70	12.8
3	14:50	14.25	150	6.79	3130	16.94	-1	1.51	12.2
4	14:52	14.25	150	6.79	3150	16.90	-2	1.50	12.3
5	14:54	14.25	150	6.78	3160	16.88	-3	1.45	11.9
Stabilization	NA	NA	NA	± 0.1	± 3%	± 0.1	± 10	± 10% or 0.2	10% if >10

Field Meter: Horiba

Sample Appearance:

Odor: ☐ None ☐ Slight ☐ Mod. ☐ Strong

Color ☒ None ☐ Slight ☐ Mod. ☐ Strong

Turb: ☐ None ☒ Slight ☐ Mod ☐ Strong

Well Integrity	Yes	No
Well has ID sign	X	
Casing locked/secure	X	
Well cap fits securely.	X	
Good seal/drainage	X	
Well has weep holes	X	

BOTTLE INFORMATION:

Unfiltered	
Qty	Bottles
	VOAs (C,V, 40mL, HCL)
	VOAS (C,V, 40mL)
	Organics (A,G,U 1000mL)
	Organics (A,G,U 500mL)
	TOC (A,V 40mL, H2SO4)
	TOX (A,G 500mL, H2SO4)
	Metals (P,250mL, HNO3)
	Cyanide (P, 250mL, NaOH)
	Phenols (A,G,250mL, H2SO4)
	General (P, 1000 mL)
	Ammonia (P, 250 mL, H2SO4)
	Rad (P, 2.5L, HNO3)

2

Filtered	
Qty	Bottles
1	Metals (P,250mL, HNO3)
	Ammonia (P,250mL, H2S04)
1	General (P,~~1000mL~~) 500mL
	TOC (A,V, 40mL, H2SO4)

Final DTW: 14.25 ft

Comments

Sampler's Signature: [signature]

Duck Creek

WELL/SAMPLE POINT OR11 **Purge Method:** Dedicated Peristaltic Tubing

Date: 07/10/25 Start Time: 11:40 Finish/Sample Time: 12:36

Well Depth (Bottom) From MP: 40.57 ft Min. Purge Volume: 1000 mL

Depth to Water From MP: 31.38 ft Total Purge Volume: 3259 mL

Water Column Length: 9.19 ft

Well Water Volume: 5.57 L Total Drawdown: 0.0 ft

Reading (Units)	Time	Depth ft.	Flow Rate mL/min	pH s.u.	Spec Cond umhos/cm	Temp deg C	ORP mV	DO mg/L	Turb NTU
1	12:00	31.38	150	7.38	1260	23.40	-18	4.99	434
2	12:02	31.38	150	7.37	1230	24.02	-9	4.95	347
3	12:04	31.38	150	7.44	1210	24.39	-5	4.88	363
4	12:06	31.38	150	7.41	1210	24.45	-4	4.84	345
5	12:08	31.38	150	7.41	1200	24.47	-5	4.85	330
Stabilization	NA	NA	NA	± 0.1	± 3%	± 0.1	± 10	± 10% or 0.2	10% if >10

Field Meter: Horiba

Sample Appearance:

Odor: ☒ None ☐ Slight ☐ Mod. ☐ Strong

Color ☒ None ☐ Slight ☐ Mod. ☐ Strong

Turb: ☐ None ☐ Slight ☒ Mod ☐ Strong

Well Integrity	Yes	No
Well has ID sign	X	
Casing locked/secure	X	
Well cap fits securely.	X	
Good seal/drainage	X	
Well has weep holes	X	

BOTTLE INFORMATION:

Unfiltered	
Qty	Bottles
	VOAs (C,V, 40mL, HCL)
	VOAS (C,V, 40mL)
	Organics (A,G,U 1000mL)
	Organics (A,G,U 500mL)
	TOC (A,V 40mL, H2SO4)
	TOX (A,G 500mL, H2SO4)
	Metals (P,250mL, HNO3)
	Cyanide (P, 250mL, NaOH)
	Phenols (A,G,250mL, H2SO4)
	General (P, 1000 mL)
	Ammonia (P, 250mL, H2SO4)
	Rad (P, 2.5L, HNO3)

2 + 2

Filtered	
Qty	Bottles
1 + 1	Metals (P,250mL, HNO3)
	Ammonia (P,250mL, H2S04)
1 + 1	General (P,~~1000mL~~) 500mL
	TOC (A,V, 40mL, H2SO4)

Final DTW: 31.38 ft

Comments Field Dup

Sampler's Signature: Lar Andrew Weberka

Duck Creek

WELL/SAMPLE POINT OR13D **Purge Method:** Dedicated Peristaltic Tubing

Date: 7-16-25 Start Time: 1437 Finish/Sample Time: 1503

Well Depth (Bottom) From MP: 50.17 ft Min. Purge Volume: 1000 mL

Depth to Water From MP: 14.13 ft Total Purge Volume: 2300 mL

Water Column Length: 36.04 ft

Well Water Volume: 21.83 L Total Drawdown: .07 ft

Reading (Units)	Time	Depth ft.	Flow Rate mL/min	pH s.u.	Spec Cond umhos/cm	Temp deg C	ORP mV	DO mg/L	Turb NTU
1	1448	14.18	150	6.70	445	19.74	-66	0	9.9
2	1450	14.19	150	6.68	445	19.80	-64	0	10.7
3	1452	14.19	150	6.67	445	19.84	-62	0	11.8
4	1454	14.19	150	6.66	443	19.90	-60	0	11.5
5									
Stabilization	NA	NA	NA	± 0.1	± 3%	± 0.1	± 10	± 10% or 0.2	10% if >10

Field Meter: HORIBA

Sample Appearance:

Odor: ☒ None ☐ Slight ☐ Mod. ☐ Strong

Color ☒ None ☐ Slight ☐ Mod. ☐ Strong

Turb: ☒ None ☐ Slight ☐ Mod ☐ Strong

Well Integrity	Yes	No
Well has ID sign	X	
Casing locked/secure	X	
Well cap fits securely.	X	
Good seal/drainage	X	
Well has weep holes	X	

BOTTLE INFORMATION:

Unfiltered	
Qty	Bottles
	VOAs (C,V, 40mL, HCL)
	VOAS (C,V, 40mL)
	Organics (A,G,U 1000mL)
	Organics (A,G,U 500mL)
	TOC (A,V 40mL, H2SO4)
	TOX (A,G 500mL, H2SO4)
	Metals (P,250mL, HNO3)
	Cyanide (P, 250mL, NaOH)
	Phenols (A,G,250mL, H2SO4)
	General (P, 1000 mL)
	Ammonia (P, 250mL, H2SO4)
	Rad (P, 2.5L, HNO3)

2

Filtered	
Qty	Bottles
1	Metals (P,250mL, HNO3)
	Ammonia (P,250mL, H2S04)
1	General (P, ~~1000~~mL) 500
	TOC (A,V, 40mL, H2SO4)

Final DTW: 14.20 ft

Comments

Sampler's Signature:

ATTACHMENT B.
845 QUARTERLY REPORT - QUARTER 3, 2025
DUCK CREEK POWER PLANT, BOTTOM ASH BASIN, CANTON **Duck Creek**

WELL/SAMPLE POINT **OR13S** **Purge Method:** **Dedicated Peristaltic Tubing**

Date: 07/16/25 Start Time: 14:40 Finish/Sample Time: 15:10

Well Depth (Bottom) From MP: **29.53** ft Min. Purge Volume: 1000 mL

Depth to Water From MP: 14.20 ft Total Purge Volume: ~~4400~~ ~~2400~~ 3400 mL AJW 07/16/25

Water Column Length: 15.33 ft

Well Water Volume: 2.28 L Total Drawdown: 0.01 ft

Reading (Units)	Time	Depth ft.	Flow Rate mL/min	pH s.u.	Spec Cond umhos/cm	Temp deg C	ORP mV	DO mg/L	Turb NTU
1	14:48	14.21	150	6.79	1870	17.85	24	0.95	39.6
2	14:50	14.21	150	6.75	1870	17.80	18	0.90	38.2
3	14:52	14.21	150	6.74	1910	17.78	10	0.85	27.6
4	14:54	14.21	150	6.72	1970	17.46	2	0.85	21.0
5	14:56	14.21	150	6.70	2000	17.36	-10	0.90	19.7
Stabilization	NA	NA	NA	± 0.1	± 3%	± 0.1	± 10	± 10% or 0.2	10% if >10

Field Meter: Horiba

Sample Appearance:

Odor: ☒ None ☐ Slight ☐ Mod. ☐ Strong

Color ☒ None ☐ Slight ☐ Mod. ☐ Strong

Turb: ☒ None ☐ Slight ☐ Mod ☐ Strong

Well Integrity	Yes	No
Well has ID sign	X	
Casing locked/secure	X	
Well cap fits securely.	X	
Good seal/drainage	X	
Well has weep holes	X	

BOTTLE INFORMATION:

Unfiltered	
Qty	**Bottles**
	VOAs (C,V, 40mL, HCL)
	VOAS (C,V, 40mL)
	Organics (A,G,U 1000mL)
	Organics (A,G,U 500mL)
	TOC (A,V 40mL, H2SO4)
	TOX (A,G 500mL, H2SO4)
	Metals (P,250mL, HNO3)
	Cyanide (P, 250mL, NaOH)
	Phenols (A,G,250mL, H2SO4)
	General (P, 1000 mL)
	Ammonia (P, 250mL, H2SO4)
	Rad (P, 2.5L HNO3)

2

Filtered	
Qty	**Bottles**
1	Metals (P,250mL, HNO3)
	Ammonia (P,250mL, H2S04)
1	General (P, ~~1000mL~~) 500mL
	TOC (A,V, 40mL, H2SO4)

Final DTW: 14.21 ft

Comments

Sampler's Signature: [signature]

Duck Creek

WELL/SAMPLE POINT **OR13S (Cont.)**

Reading	Time	Depth	Flow Rate	pH	Spec Cond	Temp	ORP	DO	Turb
(Units)		ft.	mL/min	s.u.	umhos/cm	deg C	mV	mg/L	NTU
6	14:58	14.21	150	6.68	2120	17.14	-18	0.84	14.3
7	15:00	14.21	150	6.68	2140	17.10	-20	0.82	14.9
8	15:02	1421	150	6.68	2150	17.07	-21	0.80	15.2
9									
10									
11									
12									
13									
14									
15									
16									
17									
18									
19									
20									
Stabilization	NA	NA	NA	± 0.1	± 3%	± 0.1	± 10	± 10% or 0.2	10% if >10

Comments

Sampler's Signature: [illegible]

ATTACHMENT B.
845 QUARTERLY REPORT - QUARTER 3, 2025
DUCK CREEK POWER PLANT, BOTTOM ASH BASIN, CANTON, **Duck Creek**

WELL/SAMPLE POINT **OR14D** **Purge Method:** **Dedicated Peristaltic Tubing**

Date: 07/15/25 Start Time: 1313 Finish/Sample Time: 1348

Well Depth (Bottom) From MP: **48.73** ft Min. Purge Volume: 1000 mL

Depth to Water From MP: 11.40 ft Total Purge Volume: ~~2400~~ 3100 mL

Water Column Length: 37.33 ft

Well Water Volume: 22.60 L Total Drawdown: 0.5 ft

AFP 7/17/25

Reading (Units)	Time	Depth ft.	Flow Rate mL/min	pH s.u.	Spec Cond umhos/cm	Temp deg C	ORP mV	DO mg/L	Turb NTU
1	1325	11.58	100	7.17	1430	32.14	-131	1.53	0.0
2	1328	11.60	100	7.10	1410	31.30	-137	0.43	10.40
3	1331	11.65	100	6.80	1600	30.35	-120	0.23	73.20
4	1334	11.69	100	6.71	1650	29.99	-113	0.20	85.90
5	1337	11.74	100	6.64	1730	29.48	-105	0.17	90.20
Stabilization	NA	NA	NA	± 0.1	± 3%	± 0.1	± 10	± 10% or 0.2	10% if >10

Field Meter: HORIBA

Sample Appearance:

Odor: ☐ None ☐ Slight ☑ Mod. ☐ Strong

Color ☐ None ☑ Slight ☐ Mod. ☐ Strong

Turb: ☐ None ☑ Slight ☐ Mod ☐ Strong

Well Integrity	Yes	No
Well has ID sign	✓	
Casing locked/secure	✓	
Well cap fits securely.	✓	
Good seal/drainage	✓	
Well has weep holes	✓	

BOTTLE INFORMATION:

Unfiltered	
Qty	Bottles
	VOAs (C,V, 40mL, HCL)
	VOAS (C,V, 40mL)
	Organics (A,G,U 1000mL)
	Organics (A,G,U 500mL)
	TOC (A,V 40mL, H2SO4)
	TOX (A,G 500mL, H2SO4)
	Metals (P,250mL, HNO3)
	Cyanide (P, 250mL, NaOH)
	Phenols (A,G,250mL, H2SO4)
	General (P, 1000 mL)
	Ammonia (P, 250mL, H2SO4)
	Rad (P, 2.5L, HNO3)

2

Filtered	
Qty	Bottles
1	Metals (P,250mL, HNO3)
	Ammonia (P,250mL, H2S04)
1	General (P, ~~1000mL~~) 500
	TOC (A,V, 40mL, H2SO4)

Final DTW: 11.90 ft

Comments

Sampler's Signature:

Duck Creek

WELL/SAMPLE POINT **OR14D (Cont.)**

Reading	Time	Depth	Flow Rate	pH	Spec Cond	Temp	ORP	DO	Turb
(Units)		ft.	mL/min	s.u.	umhos/cm	deg C	mV	mg/L	NTU
6	1340	11.77	100	6.60	1770	29.11	-100	0.13	90.90
7	1343	11.81	100	6.58	1780	29.05	-98	0.11	90.80
8	1346	11.85	100	6.56	1800	29.09	-96	0.10	90.70
9									
10									
11									
12									
13									
14									
15									
16									
17									
18									
19									
20									
Stabilization	NA	NA	NA	± 0.1	± 3%	± 0.1	± 10	± 10% or 0.2	10% if >10

Comments

Sampler's Signature:

ATTACHMENT B.
845 QUARTERLY REPORT - QUARTER 3, 2025
DUCK CREEK POWER PLANT, BOTTOM ASH BASIN, CANTON, IL

Duck Creek

WELL/SAMPLE POINT OR19 **Purge Method:** Dedicated Peristaltic Tubing

Date: 7/16/2025 Start Time: 1223 Finish/Sample Time: 1300

Well Depth (Bottom) From MP: 54.92 ft Min. Purge Volume: 1000 mL

Depth to Water From MP: 22.54 ft Total Purge Volume: 1600 mL

Water Column Length: 32.38 ft

Well Water Volume: 19.61 L Total Drawdown: 0.09 ft

Reading (Units)	Time	Depth ft.	Flow Rate mL/min	pH s.u.	Spec Cond umhos/cm	Temp deg C	ORP mV	DO mg/L	Turb NTU
1	1245	22.63	300	6.52	624	15.69	-78	0	2.2
2	1248	22.63	300	6.50	624	15.60	-76	0	2.4
3	1251	22.63	300	6.50	632	15.57	-76	0	2.1
4									
5									
Stabilization	NA	NA	NA	± 0.1	± 3%	± 0.1	± 10	± 10% or 0.2	10% if >10

Field Meter: HORIBA

Sample Appearance:

Odor: ☒ None ☐ Slight ☐ Mod. ☐ Strong

Color ☒ None ☐ Slight ☐ Mod. ☐ Strong

Turb: ☒ None ☐ Slight ☐ Mod ☐ Strong

Well Integrity	Yes	No
Well has ID sign	X	
Casing locked/secure	X	
Well cap fits securely.	X	
Good seal/drainage	X	
Well has weep holes	X	

BOTTLE INFORMATION:

Unfiltered	
Qty	Bottles
	VOAs (C,V, 40mL, HCL)
	VOAS (C,V, 40mL)
	Organics (A,G,U 1000mL)
	Organics (A,G,U 500mL)
	TOC (A,V 40mL, H2SO4)
	TOX (A,G 500mL, H2SO4)
	Metals (P,250mL, HNO3)
	Cyanide (P, 250mL, NaOH)
	Phenols (A,G,250mL, H2SO4)
	General (P, 1000 mL)
	Ammonia (P, 250mL, H2SO4)
	Rad (P, 2.5L, HNO3)

4

2+2

Filtered	
Qty	Bottles
1+1	Metals (P,250mL, HNO3)
	Ammonia (P,250mL, H2S04)
1+1	General (P,1000mL)
	TOC (A,V, 40mL, H2SO4)

Final DTW: 22.63 ft

Comments

Sampler's Signature:

ATTACHMENT B.
845 QUARTERLY REPORT - QUARTER 3, 2025
DUCK CREEK POWER PLANT, BOTTOM ASH BASIN, CANTON, IL

Duck Creek

WELL/SAMPLE POINT OR20 **Purge Method:** Dedicated Peristaltic Tubing

Date: 07/14/25 Start Time: 13:50 Finish/Sample Time: 14:30

Well Depth (Bottom) From MP: 57.34 ft Min. Purge Volume: 1000 mL

Depth to Water From MP: 21.83 ft Total Purge Volume: 2350 mL

Water Column Length: 35.51 ft

Well Water Volume: 21.50 L Total Drawdown: 0.07 ft

Reading (Units)	Time	Depth ft.	Flow Rate mL/min	pH s.u.	Spec Cond umhos/cm	Temp deg C	ORP mV	DO mg/L	Turb NTU
1	14:06	21.90	150	7.03	2330	19.45	-15	2.14	125
2	14:08	21.90	150	6.93	2390	18.55	-30	1.02	104
3	14:10	21.90	150	6.87	2400	18.38	-35	0.75	59.1
4	14:12	21.90	150	6.85	2420	18.20	-38	0.68	41.4
5	14:14	21.90	150	6.83	2430	18.23	-38	0.58	31.6
Stabilization	NA	NA	NA	± 0.1	± 3%	± 0.1	± 10	± 10% or 0.2	10% if >10

Field Meter: Horiba

Sample Appearance:

Odor: ☒ None ☐ Slight ☐ Mod. ☐ Strong

Color ☒ None ☐ Slight ☐ Mod. ☐ Strong

Turb: ☐ None ☒ Slight ☐ Mod ☐ Strong

Well Integrity	Yes	No
Well has ID sign	X	
Casing locked/secure	X	
Well cap fits securely.	X	
Good seal/drainage	X	
Well has weep holes	X	

BOTTLE INFORMATION:

Unfiltered	
Qty	Bottles
	VOAs (C,V, 40mL, HCL)
	VOAS (C,V, 40mL)
	Organics (A,G,U 1000mL)
	Organics (A,G,U 500mL)
	TOC (A,V 40mL, H2SO4)
	TOX (A,G 500mL, H2SO4)
	Metals (P,250mL, HNO3)
	Cyanide (P, 250mL, NaOH)
	Phenols (A,G,250mL, H2SO4)
	General (P, 1000 mL)
	Ammonia (P, 250mL, H2SO4)
	Rad (P, 2.5L, HNO3)

2

Filtered	
Qty	Bottles
1	Metals (P,250mL, HNO3)
	Ammonia (P,250mL, H2S04)
1	General (P, ~~1000mL~~) 500mL
	TOC (A,V, 40mL, H2SO4)

Final DTW: 21.90 ft

Comments

Sampler's Signature: [signature]

Duck Creek

WELL/SAMPLE POINT **OR20 (Cont.)**

Reading (Units)	Time	Depth ft.	Flow Rate mL/min	pH s.u.	Spec Cond umhos/cm	Temp deg C	ORP mV	DO mg/L	Turb NTU
6	14:16	21.90	150	6.81	2440	18.13	-33	0.48	35.1
7	14:18	21.90	150	6.81	2440	18.01	-32	0.47	38.2
8	14:20	21.90	150	6.81	2430	18.10	-32	0.49	39.1
9	14:22	21.90	150	6.81	2430	18.08	-32	0.48	40.2
10									
11									
12									
13									
14									
15									
16									
17									
18									
19									
20									
Stabilization	NA	NA	NA	± 0.1	± 3%	± 0.1	± 10	± 10% or 0.2	10% if >10

Comments

Sampler's Signature: Lacy Hlubka

ATTACHMENT B.
845 QUARTERLY REPORT - QUARTER 3, 2025
DUCK CREEK POWER PLANT, BOTTOM ASH BASIN, CANTON, **Duck Creek**

WELL/SAMPLE POINT **P36L** **Purge Method:** **Dedicated Bladder**

Date: ~~07/14/25~~ 07/15/25 Start Time: 12:25 Finish/Sample Time: ~~13:01~~ 12:02

ASW 07/15/25

Well Depth (Bottom) From MP: **18.10** ft Min. Purge Volume: 1000 mL

Depth to Water From MP: 12.92 ft Total Purge Volume: ~~1750~~ 2200 mL

Water Column Length: 5.18 ft

Well Water Volume: 3.14 L Total Drawdown: 0.39 ft

APP 7/17/25

Reading (Units)	Time	Depth ft.	Flow Rate mL/min	pH s.u.	Spec Cond umhos/cm	Temp deg C	ORP mV	DO mg/L	Turb NTU
1	12:36	13.10	150	7.12	615	18.16	204	1.14	115
2	12:38	13.15	150	7.09	616	18.29	200	0.89	108
3	12:40	13.15	150	7.07	617	18.30	196	0.71	101
4	12:42	13.15	150	7.06	618	18.35	190	0.66	97.5
5	12:44	13.15	150	7.06	619	18.32	189	0.64	93.1
Stabilization	NA	NA	NA	± 0.1	± 3%	± 0.1	± 10	± 10% or 0.2	10% if >10

Field Meter: Horiba

Sample Appearance:

Odor: ☒ None ☐ Slight ☐ Mod. ☐ Strong

Color ☒ None ☐ Slight ☐ Mod. ☐ Strong

Turb: ☐ None ☒ Slight ☐ Mod ☐ Strong

Well Integrity	Yes	No
Well has ID sign	X	
Casing locked/secure	X	
Well cap fits securely.	X	
Good seal/drainage	X	
Well has weep holes	X	

BOTTLE INFORMATION:

Unfiltered	
Qty	Bottles
	VOAs (C,V, 40mL, HCL)
	VOAS (C,V, 40mL)
	Organics (A,G,U 1000mL)
	Organics (A,G,U 500mL)
	TOC (A,V 40mL, H2SO4)
	TOX (A,G 250mL, H2SO4)
	Metals (P,250mL, HNO3)
	Cyanide (P, 250mL, NaOH)
	Ammonia (P,250mL, H2S04)
	General (P,500mL)
1+1	General (P,1000mL)
	Rad (P, 2.5L, HNO3)

07/15/25 ASW ~~07/14/25~~ ~~3~~ 3+3

Filtered	
Qty	Bottles
1+1	Metals (P,250mL, HNO3)
	Ammonia (P,250mL, H2S04)
	General (P,500mL)
1+1	General (P,1000mL)
	TOC (A,V 40mL, H2SO4)

Final DTW: ~~19.31~~ 13.50 ft

Comments Wasp nest. P37L Dup moved to P36L due to ~~P37L being~~ dry.

Sampler's Signature: Andy Wetzler

ATTACHMENT B.
845 QUARTERLY REPORT - QUARTER 3, 2025
DUCK CREEK POWER PLANT, BOTTOM ASH BASIN, CANTON **Duck Creek**

WELL/SAMPLE POINT **P37L** **Purge Method:** **Dedicated Bladder**

Date: ~~07/14/25~~ 07/15/25 Start Time: 13:05 Finish/Sample Time: 13:07

AJW 07/15/25

Well Depth (Bottom) From MP: **20.40** ft Min. Purge Volume: 1000 mL

Depth to Water From MP: 20.40 ft Total Purge Volume: ~ mL

Water Column Length: ~ ft

Well Water Volume: ~ L Total Drawdown: ~ ft

Reading (Units)	Time	Depth ft.	Flow Rate mL/min	pH s.u.	Spec Cond umhos/cm	Temp deg C	ORP mV	DO mg/L	Turb NTU
1									
2									
3									
4									
5									
Stabilization	NA	NA	NA	± 0.1	± 3%	± 0.1	± 10	± 10% or 0.2	10% if >10

Field Meter: Horiba

Sample Appearance:

Odor: ☐ None ☐ Slight ☐ Mod. ☐ Strong

Color ☐ None ☐ Slight ☐ Mod. ☐ Strong

Turb: ☐ None ☐ Slight ☐ Mod ☐ Strong

Well Integrity	Yes	No
Well has ID sign	X	
Casing locked/secure	X	
Well cap fits securely.	X	
Good seal/drainage	X	
Well has weep holes	X	

BOTTLE INFORMATION:

Unfiltered	
Qty	**Bottles**
	VOAs (C,V, 40mL, HCL)
	VOAS (C,V, 40mL)
	Organics (A,G,U 1000mL)
	Organics (A,G,U 500mL)
	TOC (A,V 40mL, H2SO4)
	TOX (A,G 250mL, H2SO4)
	Metals (P,250mL, HNO3)
	Cyanide (P, 250mL, NaOH)
	Ammonia (P,250mL, H2S04)
	General (P,500mL)
	General (P,1000mL)
	Rad (P, 2.5L, HNO3)

Filtered	
Qty	**Bottles**
	Metals (P,250mL, HNO3)
	Ammonia (P,250mL, H2S04)
	General (P,500mL)
	General (P,1000mL)
	TOC (A,V 40mL, H2SO4)

Final DTW: ~ ft

Comments Unable to collect samples, well dry.

Sampler's Signature: Ashley Wetzel

Duck Creek

WELL/SAMPLE POIN P60 **Purge Method:** Dedicated Peristaltic Tubing

Date: 7-10-25 Start Time: 1110 Finish/Sample Time: 1437

Well Depth (Bottom) From MP: 37.37 ft
Depth to Water From MP: 27.72 ft
Water Column Length: 9.65 ft
Well Water Volume: 5.84 L

Min. Purge Volume: 1000 mL
Total Purge Volume: 7000 mL
Total Drawdown: 4.52 ft

Reading	Time	Depth	Flow Rate	pH	Spec Cond	Temp	ORP	DO	Turb
(Units)		(ft.)	(mL/min)	(s.u.)	(umhos/cm)	(deg C)	(mV)	(mg/L)	(NTU)
1	1135	30.00	100	6.38	970	18.39	13	4.41	0
2	1138	30.47	100	6.43	973	19.04	16	5.15	0
3	1141	30.82	100	6.46	970	19.70	18	5.37	0
4	1144	31.12	100	6.47	968	20.09	20	5.70	0
5	1147	31.45	100	6.48	966	20.52	23	5.90	0
Stabilizatio	NA	NA	NA	± 0.1	± 3%	± 0.1	± 10	± 10% or 0.2	10% if >10

Field Meter: HORIBA

Sample Appearance:

Odor: ☑ None ☐ Slight ☐ Mod. ☐ Strong

Color ☐ None ☒ Slight ☐ Mod. ☐ Strong

Turb: ☒ None ☐ Slight ☐ Mod ☐ Strong

Well Integrity	Yes	No
Well has ID sign	X	
Casing locked/secure	X	
Well cap fits securely.	X	
Good seal/drainage	X	
Well has weep holes	X	

BOTTLE INFORMATION:

Unfiltered	
Qty	Bottles
	VOAs (C,V, 40mL, HCL)
	VOAS (C,V, 40mL)
	Organics (A,G,U 1000mL)
	Organics (A,G,U 500mL)
	TOC (A,V 40mL, H2SO4)
	TOX (A,G 250mL, H2SO4)
1	Metals (P,250mL, HNO3)
	Cyanide (P, 250mL, NaOH)
	Phenols (A,G,250mL, H2SO4)
	General (P,500mL)
1	General (P,1000mL)
1	Rad (P, 2.5L, HNO3)

4

Filtered	
Qty	Bottles
	Metals (P,250mL, HNO3)
	Ammonia (P,250mL, H2S04)
1	General (P,500mL)
	General (P,1000mL)
	TOC (A,V 40mL, H2SO4)

Final DTW: 32.85 ft

Comments

Sampler's Signature: [signature]

ATTACHMENT B.
845 QUARTERLY REPORT - QUARTER 3, 2025
DUCK CREEK POWER PLANT, BOTTOM ASH BASIN, CANTON, IL

Duck Creek

WELL/SAMPLE POINT **P60 (Cont.)**

Reading (Units)	Time	Depth (ft.)	Flow Rate (mL/min)	pH (s.u.)	Spec Cond (umhos/cm)	Temp (deg C)	ORP (mV)	DO (mg/L)	Turb (NTU)
6	1151	31.60	100	6.48	966	20.78	25	6.46	Ø
7	1154	31.85	100	6.49	1050	21.55	26	6.87	Ø
8	1157	32.13	100	6.51	1060	22.53	25	6.25	Ø
9	1200	32.21	100	6.51	1060	22.84	24	5.97	Ø
10	1203	32.23	100	6.52	1060	22.93	23	6.17	Ø
11	1206	32.30	100	6.53	1060	23.46	21	6.50	Ø
12	1209	32.45	100	6.55	1070	24.41	15	5.95	Ø
13	1212	32.45	100	6.56	1080	24.88	11	7.17	Ø
14	1215	32.45	100	6.57	1080	25.08	8	7.99	Ø
15	1218	32.47	100	6.57	1080	25.44	5	7.95	Ø
16	1221	32.52	100	6.56	1090	25.72	-2	7.88	Ø
17	1224	32.55	100	6.57	1090	26.10	-5	7.80	Ø
18	1227	32.58	100	6.58	1090	26.73	-6	7.73	Ø
19	1230	32.60	100	6.59	1100	27.01	-7	7.70	Ø
20	1233	32.61	100	6.60	1100	27.18	-7	7.68	Ø
Stabilization	NA	NA	NA	± 0.1	± 3%	± 0.1	± 10	± 10% or 0.2	10% if >10

Comments

Sampler's Signature:

ATTACHMENT B.
845 QUARTERLY REPORT - QUARTER 3, 2025
DUCK CREEK POWER PLANT, BOTTOM ASH BASIN, CANTON, IL **Duck Creek**

WELL/SAMPLE POINT R13L **Purge Method:** Dedicated Peristaltic Tubing

Date: 7-15-25 Start Time: 1110 Finish/Sample Time: 1209

Well Depth (Bottom) From MP: 29.88 ft Min. Purge Volume: 1000 mL

Depth to Water From MP: 22.04 ft Total Purge Volume: 2000 mL

Water Column Length: 7.84 ft

Well Water Volume: 4.75 L Total Drawdown: .93 ft

Reading (Units)	Time	Depth ft.	Flow Rate mL/min	pH s.u.	Spec Cond umhos/cm	Temp deg C	ORP mV	DO mg/L	Turb NTU
1	1147	22.83	100	6.7	588	15.71	184	5.98	Ø
2	1150	22.90	100	6.64	588	15.80	185	5.79	Ø
3	1153	22.95	100	6.75	587	15.81	177	5.85	Ø
4									
5									
Stabilization	NA	NA	NA	± 0.1	± 3%	± 0.1	± 10	± 10% or 0.2	10% if >10

Field Meter: HORIBA

Sample Appearance:

Odor: ☒ None ☐ Slight ☐ Mod. ☐ Strong

Color ☒ None ☐ Slight ☐ Mod. ☐ Strong

Turb: ☒ None ☐ Slight ☐ Mod ☐ Strong

Well Integrity	Yes	No
Well has ID sign	X	
Casing locked/secure	X	
Well cap fits securely.	X	
Good seal/drainage	X	
Well has weep holes	X	

BOTTLE INFORMATION:

Unfiltered	
Qty	Bottles
	VOAs (C,V, 40mL, HCL)
	VOAS (C,V, 40mL)
	Organics (A,G,U 1000mL)
	Organics (A,G,U 500mL)
	TOC (A,V 40mL, H2SO4)
	TOX (A,G 250mL, H2SO4)
	Metals (P,250mL, HNO3)
	Cyanide (P, 250mL, NaOH)
	Ammonia (P,250mL, H2S04)
	General (P,500mL)
1	General (P,1000mL)
	Rad (P, 2.5L, HNO3)

1

Filtered	
Qty	Bottles
	Metals (P,250mL, HNO3)
	Ammonia (P,250mL, H2S04)
	General (P,500mL)
	General (P,1000mL)
	TOC (A,V 40mL, H2SO4)

Final DTW: 22.97 ft

Comments

Sampler's Signature:

ATTACHMENT B.
845 QUARTERLY REPORT - QUARTER 3, 2025
DUCK CREEK POWER PLANT, BOTTOM ASH BASIN, CANTON, IL

Duck Creek

WELL/SAMPLE POINT R61L **Purge Method:** Dedicated Peristaltic Tubing

Date: 7-9-25 Start Time: 1502 Finish/Sample Time: 1541

Well Depth (Bottom) From MP: 31.49 ft Min. Purge Volume: 1000 mL

Depth to Water From MP: ~~28.65~~ ft 23.70 Total Purge Volume: 1900 mL

Water Column Length: 7.79 ft

Well Water Volume: 4.72 L Total Drawdown: 3.89 ft

Reading (Units)	Time	Depth (ft.)	Flow Rate (mL/min)	pH (s.u.)	Spec Cond (umhos/cm)	Temp (deg C)	ORP (mV)	DO (mg/L)	Turb (NTU)
1	1512	24.80	200	6.78	938	15.94	211	.38	0
2	1515	25.59	200	6.80	948	15.72	212	.19	0
3	1518	25.78	200	6.81	942	15.79	212	.14	0
4	1521	26.14	200	6.79	945	15.76	212	.12	0
5									
Stabilization	NA	NA	NA	± 0.1	± 3%	± 0.1	± 10	± 10% or 0.2	10% if >10

Field Meter: HORIBA / OAKTON

Sample Appearance:

Odor: ☒ None ☐ Slight ☐ Mod. ☐ Strong

Color ☒ None ☐ Slight ☐ Mod. ☐ Strong

Turb: ☒ None ☐ Slight ☐ Mod ☐ Strong

Well Integrity	Yes	No
Well has ID sign	X	
Casing locked/secure	X	
Well cap fits securely.	X	
Good seal/drainage	X	
Well has weep holes	X	

BOTTLE INFORMATION:

Unfiltered	
Qty	Bottles
	VOAs (C,V, 40mL, HCL)
	VOAS (C,V, 40mL)
	Organics (A,G,U 1000mL)
	Organics (A,G,U 500mL)
	TOC (A,V 40mL, H2SO4)
	TOX (A,G 250mL, H2SO4)
1	Metals (P,250mL, HNO3)
	Cyanide (P, 250mL, NaOH)
	Phenols (A,G,250mL, H2SO4)
	General (P,500mL)
1	General (P,1000mL)
1	Rad (P, 2.5L, HNO3)

4

Filtered	
Qty	Bottles
	Metals (P,250mL, HNO3)
	Ammonia (P,250mL, H2S04)
1	General (P,500mL)
	General (P,1000mL)
	TOC (A,V 40mL, H2SO4)

Final DTW: 27.59 ft

Comments PH done w/ OAKTON

Sampler's Signature: [signature]

ATTACHMENT B.
845 QUARTERLY REPORT - QUARTER 3, 2025
DUCK CREEK POWER PLANT, BOTTOM ASH BASIN, CANTON **Duck Creek**

WELL/SAMPLE POINT R72S

Purge Method: Dedicated Peristaltic Tubing

Date: 07/14/25 7-16-25

Start Time: ~~1119~~ ~~0943~~ 0948

Finish/Sample Time: ~~1024~~ 1050

Well Depth (Bottom) From MP: 37.72 ft

Min. Purge Volume: 1000 mL

Depth to Water From MP: 30.98 ft

Total Purge Volume: ~~2000~~ mL

Water Column Length: 6.74 ft

Well Water Volume: 4.08 L

Total Drawdown: 1.66 ft

Reading (Units)	Time	Depth (ft.)	Flow Rate (mL/min)	pH (s.u.)	Spec Cond (umhos/cm)	Temp (deg C)	ORP (mV)	DO (mg/L)	Turb (NTU)
1	1011	31.87	300	6.58	11400	20.25	102	0	96.6
2	1012	31.92	300	6.54	11400	20.29	106	0	95.2
3	1013	31.97	300	6.52	11400	20.31	108	0	94.1
4									
5									
Stabilization	NA	NA	NA	± 0.1	± 3%	± 0.1	± 10	± 10% or 0.2	10% if >10

Field Meter: HORIBA

Sample Appearance:

Odor: ☒ None ☐ Slight ☐ Mod. ☐ Strong

Color ☒ None ☐ Slight ☐ Mod. ☐ Strong

Turb: ☒ None ☐ Slight ☐ Mod ☐ Strong

Well Integrity	Yes	No
Well has ID sign	X	
Casing locked/secure	X	
Well cap fits securely.	X	
Good seal/drainage	X	
Well has weep holes		X

BOTTLE INFORMATION:

Unfiltered	
Qty	Bottles
	VOAs (C,V, 40mL, HCL)
	VOAS (C,V, 40mL)
	Organics (A,G,U 1000mL)
	Organics (A,G,U 500mL)
	TOC (A,V 40mL, H2SO4)
	TOX (A,G 250mL, H2SO4)
1	Metals (P,250mL, HNO3)
	Cyanide (P, 250mL, NaOH)
	Phenols (A,G,250mL, H2SO4)
	General (P,500mL)
1	General (P,1000mL)
	Rad (P, 2.5L, HNO3)

3

Filtered	
Qty	Bottles
	Metals (P,250mL, HNO3)
	Ammonia (P,250mL, H2S04)
	General (P,500mL)
1	General (P,1000mL)
	TOC (A,V 40mL, H2SO4)

Final DTW: 32.64 ft

Comments ~~UNABLE TO DRAW WATER FROM WELL.~~ APP 7/18/25

Sampler's Signature:

ATTACHMENT B.
845 QUARTERLY REPORT - QUARTER 3, 2025
DUCK CREEK POWER PLANT, BOTTOM ASH BASIN, CANTON **Duck Creek**

WELL/SAMPLE POINT **T43L** **Purge Method:** **Dedicated Bladder**

Date: ~~07/14/25~~ 07/15/25 AJW 07/15/25 Start Time: 11:20 Finish/Sample Time: 12:18

Well Depth (Bottom) From MP: **20.40** ft Min. Purge Volume: 1000 mL

Depth to Water From MP: 8.69 ft Total Purge Volume: ~~2500~~ 3200 mL AJW 7/17/25

Water Column Length: 11.71 ft

Well Water Volume: 7.09 L Total Drawdown: 0.41 ft

Reading (Units)	Time	Depth ft.	Flow Rate mL/min	pH s.u.	Spec Cond umhos/cm	Temp deg C	ORP mV	DO mg/L	Turb NTU
1	11:42	8.92	150	6.98	810	16.67	159	0.90	121
2	11:44	8.85	150	6.91	827	16.05	131	0.51	87.7
3	11:46	9.01	150	6.90	831	15.98	121	0.39	83.1
4	11:48	8.93	150	6.88	827	15.94	109	0.34	73.3
5	11:50	8.95	150	6.86	826	16.01	102	0.30	65.7
Stabilization	NA	NA	NA	± 0.1	± 3%	± 0.1	± 10	± 10% or 0.2	10% if >10

Field Meter: Horiba

Sample Appearance:

Odor: ☒ None ☐ Slight ☐ Mod. ☐ Strong

Color ☒ None ☐ Slight ☐ Mod. ☐ Strong

Turb: ☐ None ☒ Slight ☐ Mod ☐ Strong

Well Integrity	Yes	No
Well has ID sign	X	
Casing locked/secure	X	
Well cap fits securely.	X	
Good seal/drainage	X	
Well has weep holes	X	

BOTTLE INFORMATION:

Unfiltered	
Qty	**Bottles**
	VOAs (C,V, 40mL, HCL)
	VOAS (C,V, 40mL)
	Organics (A,G,U 1000mL)
	Organics (A,G,U 500mL)
	TOC (A,V 40mL, H2SO4)
	TOX (A,G 250mL, H2SO4)
	Metals (P,250mL, HNO3)
	Cyanide (P, 250mL, NaOH)
	Ammonia (P,250mL, H2S04)
	General (P,500mL)
1	General (P,1000mL)
	Rad (P, 2.5L, HNO3)

3

Filtered	
Qty	**Bottles**
1	Metals (P,250mL, HNO3)
	Ammonia (P,250mL, H2S04)
	General (P,500mL)
1	General (P,1000mL)
	TOC (A,V 40mL, H2SO4)

Final DTW: 9.10 ft

Comments

Sampler's Signature: [signature]

Duck Creek

WELL/SAMPLE POINT **T43L (Cont.)**

Reading	Time	Depth	Flow Rate	pH	Spec Cond	Temp	ORP	DO	Turb
(Units)		ft.	mL/min	s.u.	umhos/cm	deg C	mV	mg/L	NTU
6	11:52	8.95	150	6.86	826	16.05	100	0.27	60.6
7	11:54	8.95	150	6.85	825	16.38	100	0.25	51.7
8	11:56	8.95	150	6.85	825	16.57	101	0.24	43.8
9	11:58	8.95	150	6.85	829	16.56	103	0.23	42.1
10	12:00	8.95	150	6.86	825	16.59	102	0.24	40.4
11									
12									
13									
14									
15									
16									
17									
18									
19									
20									
Stabilization	NA	NA	NA	± 0.1	± 3%	± 0.1	± 10	± 10% or 0.2	10% if >10

Comments

Sampler's Signature:

Duck Creek

WELL/SAMPLE POINT T44L **Purge Method:** Dedicated Bladder

Date: 07/03/25 Start Time: 12:03 Finish/Sample Time: 13:10

Well Depth (Bottom) From MP: 22.65 ft Min. Purge Volume: 1000 mL

Depth to Water From MP: 12.05 ft Total Purge Volume: 1900 mL

Water Column Length: 10.60 ft

Well Water Volume: 6.42 L Total Drawdown: 0.25 ft

Reading (Units)	Time	Depth ft.	Flow Rate mL/min	pH s.u.	Spec Cond umhos/cm	Temp deg C	ORP mV	DO mg/L	Turb NTU
1	12:14	12.23	150	6.93	779	16.78	217	2.77	0.0
2	12:17	12.23	150	6.83	791	15.55	221	1.36	0.0
3	12:20	12.23	150	6.81	795	15.34	220	0.84	0.0
4	12:23	12.23	150	6.78	799	15.18	220	0.73	0.0
5	12:26	12.23	150	6.78	799	15.14	220	0.71	0.0
Stabilization	NA	NA	NA	± 0.1	± 3%	± 0.1	± 10	± 10% or 0.2	10% if >10

Field Meter: Horiba

Sample Appearance:

Odor: ☒ None ☐ Slight ☐ Mod. ☐ Strong

Color ☒ None ☐ Slight ☐ Mod. ☐ Strong

Turb: ☒ None ☐ Slight ☐ Mod ☐ Strong

Well Integrity	Yes	No
Well has ID sign	X	
Casing locked/secure	X	
Well cap fits securely.	X	
Good seal/drainage	X	
Well has weep holes	X	

BOTTLE INFORMATION:

Unfiltered Qty	Bottles
	VOAs (C,V, 40mL, HCL)
	VOAS (C,V, 40mL)
	Organics (A,G,U 1000mL)
	Organics (A,G,U 500mL)
	TOC (A,V 40mL, H2SO4)
	TOX (A,G 250mL, H2SO4)
	Metals (P,250mL, HNO3)
	Cyanide (P, 250mL, NaOH)
	Ammonia (P,250mL, H2S04)
	General (P,500mL)
1+1	General (P,1000mL)
	Rad (P, 2.5L, HNO3)

3+3

Filtered Qty	Bottles
1+1	Metals (P,250mL, HNO3)
	Ammonia (P,250mL, H2S04)
	General (P,500mL)
1+1	General (P,1000mL)
	TOC (A,V 40mL, H2SO4)

Final DTW: 12.30 ft

Comments Field dup

Sampler's Signature: Lily Wolter

Duck Creek

WELL/SAMPLE POINT **T44L (Cont.)**

Reading	Time	Depth	Flow Rate	pH	Spec Cond	Temp	ORP	DO	Turb
(Units)		ft.	mL/min	s.u.	umhos/cm	deg C	mV	mg/L	NTU
6	12:29	12.23	150	6.74	797	15.10	222	0.68	0.0
7									
8									
9									
10									
11									
12									
13									
14									
15									
16									
17									
18									
19									
20									
Stabilization	NA	NA	NA	± 0.1	± 3%	± 0.1	± 10	± 10% or 0.2	10% if >10

Comments

Sampler's Signature:

ATTACHMENT B.
845 QUARTERLY REPORT - QUARTER 3, 2025
DUCK CREEK POWER PLANT, BOTTOM ASH BASIN, CANTON, IL

Duck Creek

WELL/SAMPLE POINT T45L **Purge Method:** Dedicated Bladder

Date: 07/03/25 Start Time: 10:52 Finish/Sample Time: 11:33

Well Depth (Bottom) From MP: 15.35 ft Min. Purge Volume: 1000 mL

Depth to Water From MP: 9.92 ft Total Purge Volume: 4150 mL

Water Column Length: 5.43 ft

Well Water Volume: 3.29 L Total Drawdown: 0.43 ft

Reading (Units)	Time	Depth ft.	Flow Rate mL/min	pH s.u.	Spec Cond umhos/cm	Temp deg C	ORP mV	DO mg/L	Turb NTU
1	11:04	10.25	150	6.97	715	16.08	217	2.44	0.0
2	11:07	10.31	150	6.85	720	15.33	219	1.21	0.0
3	11:10	10.36	150	6.78	730	15.13	221	0.95	0.0
4	11:13	10.35	150	6.71	726	15.01	222	0.75	0.0
5	11:16	10.35	150	6.69	~~224~~ 724	~~15~~ 14.96 ASW 07/03/25	226	0.65	0.0
Stabilization	NA	NA	NA	± 0.1	± 3%	± 0.1	± 10	± 10% or 0.2	10% if >10

Field Meter: Horiba

ASW 07/03/25

Sample Appearance:

Odor: ☒ None ☐ Slight ☐ Mod. ☐ Strong

Color ☒ None ☐ Slight ☐ Mod. ☐ Strong

Turb: ☒ None ☐ Slight ☐ Mod ☐ Strong

Well Integrity	Yes	No
Well has ID sign	X	
Casing locked/secure	X	
Well cap fits securely.	X	
Good seal/drainage	X	
Well has weep holes	X	

BOTTLE INFORMATION:

Unfiltered Qty	Bottles
	VOAs (C,V, 40mL, HCL)
	VOAS (C,V, 40mL)
	Organics (A,G,U 1000mL)
	Organics (A,G,U 500mL)
	TOC (A,V 40mL, H2SO4)
	TOX (A,G 250mL, H2SO4)
	Metals (P,250mL, HNO3)
	Cyanide (P, 250mL, NaOH)
	Ammonia (P,250mL, H2S04)
	General (P,500mL)
1	General (P,1000mL)
	Rad (P, 2.5L, HNO3)

3

Filtered Qty	Bottles
1	Metals (P,250mL, HNO3)
	Ammonia (P,250mL, H2S04)
	General (P,500mL)
1	General (P,1000mL)
	TOC (A,V 40mL, H2SO4)

Final DTW: 10.35 ft

Comments

Sampler's Signature: [signature]

Duck Creek

WELL/SAMPLE POINT **T45L (Cont.)**

Reading (Units)	Time	Depth ft.	Flow Rate mL/min	pH s.u.	Spec Cond umhos/cm	Temp deg C	ORP mV	DO mg/L	Turb NTU
6	11:19	10.36	150	6.63	726	14.92	226	0.53	0.0
7	11:22	10.36	150	6.62	729	14.91	222	0.52	0.0
8									
9									
10									
11									
12									
13									
14									
15									
16									
17									
18									
19									
20									
Stabilization	NA	NA	NA	± 0.1	± 3%	± 0.1	± 10	± 10% or 0.2	10% if >10

Comments

Sampler's Signature: Lily Wilkinson

Duck Creek

WELL/SAMPLE POINT T46L **Purge Method:** Dedicated Bladder

Date: 07/03/25 Start Time: 9:49 Finish/Sample Time: 10:32

Well Depth (Bottom) From MP: 14.70 ft Min. Purge Volume: 1000 mL

Depth to Water From MP: 8.49 ft Total Purge Volume: 3700 mL

Water Column Length: 6.21 ft

Well Water Volume: 3.76 L Total Drawdown: 0.62 ft

Reading (Units)	Time	Depth ft.	Flow Rate mL/min	pH s.u.	Spec Cond umhos/cm	Temp deg C	ORP mV	DO mg/L	Turb NTU
1	10:01	8.74	150	8.14	710	17.09	171	2.18	0.0
2	10:04	8.74	150	7.52	693	17.41	166	1.30	0.0
3	10:07	8.74	150	7.14	689	17.23	151	0.76	0.0
4	10:10	8.74	150	7.02	687	17.22	137	0.52	0.0
5	10:13	8.74	150	6.94	684	17.14	129	0.44	0.0
Stabilization	NA	NA	NA	± 0.1	± 3%	± 0.1	± 10	± 10% or 0.2	10% if >10

Field Meter: Horiba

Sample Appearance:

Odor: ☒ None ☐ Slight ☐ Mod. ☐ Strong

Color ☒ None ☐ Slight ☐ Mod. ☐ Strong

Turb: ☒ None ☐ Slight ☐ Mod ☐ Strong

Well Integrity	Yes	No
Well has ID sign	X	
Casing locked/secure	X	
Well cap fits securely.	X	
Good seal/drainage	X	
Well has weep holes	X	

BOTTLE INFORMATION:

Unfiltered	
Qty	Bottles
	VOAs (C,V, 40mL, HCL)
	VOAS (C,V, 40mL)
	Organics (A,G,U 1000mL)
	Organics (A,G,U 500mL)
	TOC (A,V 40mL, H2SO4)
	TOX (A,G 250mL, H2SO4)
	Metals (P,250mL, HNO3)
	Cyanide (P, 250mL, NaOH)
	Ammonia (P,250mL, H2S04)
	General (P,500mL)
1	General (P,1000mL)
	Rad (P, 2.5L, HNO3)

3

Filtered	
Qty	Bottles
1	Metals (P,250mL, HNO3)
	Ammonia (P,250mL, H2S04)
	General (P,500mL)
1	General (P,1000mL)
	TOC (A,V 40mL, H2SO4)

Final DTW: 9.11 ft

Comments

Sampler's Signature: Abby Hutchison

Duck Creek

WELL/SAMPLE POINT **T46L (Cont.)**

Reading	Time	Depth	Flow Rate	pH	Spec Cond	Temp	ORP	DO	Turb
(Units)		ft.	mL/min	s.u.	umhos/cm	deg C	mV	mg/L	NTU
6	10:16	8.74	150	6.93	6886	17.12	128	0.40	0.0
7									
8									
9									
10									
11									
12									
13									
14									
15									
16									
17									
18									
19									
20									
Stabilization	NA	NA	NA	± 0.1	± 3%	± 0.1	± 10	± 10% or 0.2	10% if >10

Comments

Sampler's Signature: Andy Webster

ATTACHMENT B.
845 QUARTERLY REPORT - QUARTER 3, 2025
DUCK CREEK POWER PLANT, BOTTOM ASH BASIN, CANTON **Duck Creek**

WELL/SAMPLE POINT **X301 Pump House** **Purge Method:** **Bailer**

Date: 07/15/25 Start Time: 0900 Finish/Sample Time: 0900

Reading	Time	pH	Spec Cond	Temp	ORP	DO	Turb
(Units)		(s.u.)	(umhos/cm)	(deg C)	(mV)	(mg/L)	(NTU)
1							
Stabilization	NA	± 0.1	± 3%	± 0.1	± 10	± 10% or 0.2	10% if >10

Field Meter: —

Sample Appearance:

Odor: ☐ None ☐ Slight ☐ Mod. ☐ Strong

Color ☐ None ☐ Slight ☐ Mod. ☐ Strong

Turb: ☐ None ☐ Slight ☐ Mod ☐ Strong

BOTTLE INFORMATION:

Unfiltered	
Qty	**Bottles**
	VOAs (C,V, 40mL, HCL)
	VOAS (C,V, 40mL)
	Organics (A,G,U 1000mL)
	Organics (A,G,U 500mL)
	TOC (A,V 40mL, H2SO4)
	TOX (A,G 250mL, H2SO4)
	Metals (P,250mL, HNO3)
	Cyanide (P, 250mL, NaOH)
	Phenols (A,G,250mL, H2SO4)
	General (P,500mL)
	General (P,1000mL)
	Rad (P, 2.5L, HNO3)

Filtered	
Qty	**Bottles**
	Metals (P,250mL, HNO3)
	Ammonia (P,250mL, H2S04)
	General (P,500mL)
	General (P,1000mL)
	TOC (A,V 40mL, H2SO4)

Comments DRY UNABLE TO SAMPLE.

Sampler's Signature:

Multiparameter Meter Field Calibration Checklist

Field Personnel:	Austin Moore, Jordan B.	Location:	Duck Creek
Weather:	79°F, 2mph wind, Sunny	Environment:	Tall Grass

Multiparameter Water Meter	Make:	Horiba	Model:	U-5000	Serial Number:	V7320PKK	
Water Level Meter	Make:	Heron	Model:	Dipper T	Serial Number:	19FF 2202131ML	

Buffer	Check Value	Units	Range	Pass/Fail	Calibrate?	Adjusted Reading	Manufacturer	Lot#	Exp.
pH 4.00a	4.18	s.u.	±0.1 s.u.	F	Yes	4.00	MSI	024140-01	5/21/2026
pH 7.00a	6.96	s.u.	±0.1 s.u.	P	No	N/A	MSI	024145-01	5/29/2026
pH 10.00a	10.17	s.u.	±0.1 s.u.	F	Yes	10.00	MSI	024072-02	3/21/2026
SC Zero (DI)	0.00	µS/cm	0<25 µS/cm	P	~~Yes~~ No	N/A	Pace Labs	N/A (DI)	N/A (DI)
SC 2000	1970	µS/cm	±5%	P	No	N/A	Proactive	4GJ1615	Oct-25
ORP	234	mV	±15 mV	P	No	N/A	In-Situ	4GJ0045	Jul-25
DO (Zero pt)	0.00	mg/L	±0.1	P	No	N/A	Macron	#000228049	8/26/2025
DO (Saturated)	100%	%	97-100%	P	No	N/A	Pace Labs	N/A (DI)	N/A (DI)
Turbidity (DI)	0.00	NTU	<2 NTU	P	No	N/A	Pace Labs	N/A (DI)	N/A (DI)

Approx. every 8 hrs, unless only one well

ICV (Initial Calibration Verification) — Time: 0915

Buffer	Check Value	Units	Range	Pass/Fail	Action Taken?	Manufacturer	Lot#	Exp.
pH 4.00b	3.98	s.u.	±0.15 s.u.	P	None	Proactive	5GD0333	Apr-27
pH 7.00b	6.78	s.u.	±0.15 s.u.	F	Calibrated: 7.00	Proactive	5GC1678	Mar-27
pH 10.00b	9.99	s.u.	±0.15 s.u.	P	None	Proactive	5GC1614	Mar-27
SC 1000	1008	µS/cm	±5%	P	None	Reagents	8405243	Jun-26

Approx. every 8 hrs, unless only one well

CCV (Continued Calibration Verification): — Time: 1620

Buffer	Check Value	Units	Range	Pass/Fail	Calibrate?	Adjusted Reading	Manufacturer	Lot#	Exp.
pH 4.00a	4.08	s.u.	±0.1 s.u.	P	N	N/A	MSI	024140-01	5/21/2026
pH 7.00a	6.97	s.u.	±0.1 s.u.	|	|	|	MSI	024145-01	5/29/2026
pH 10.00a	10.05	s.u.	±0.1 s.u.	|	|	|	MSI	024072-02	3/21/2026
SC 1000	1010	µS/cm	±5%	|	|	|	Reagents	8405243	Jun-26
DO (Zero pt)	0.00	mg/L	±0.1 mg/L	|	|	|	Macron	#000228049	8/26/2025
Turbidity (DI)	0.00	NTU	<2 NTU	|	|	|	Pace Labs	N/A (DI)	N/A (DI)

Approx. every 8 hrs, unless only one well

Comments:

Signature:	[signature]	Date:	7-3-25

Multiparameter Meter Field Calibration Checklist

Field Personnel:	AJW	Location:	Duck Creek
Weather:	Sunny 77°-89° 2mph Wind S	Environment:	grassy, overgrown

Multiparameter Water Meter	Make: Horiba	Model: U-5000	Serial Number:	WUG83C85	
Water Level Meter	Make: Heron	Model: Dipper-T	Serial Number:	3717-T	

Buffer	Check Value	Units	Range	Pass/Fail	Calibrate?	Adjusted Reading	Manufacturer	Lot#	Exp.
pH 4.00a	4.72	s.u.	±0.1 s.u.	F	yes	3.99	MSI	024140-01	5/21/2026
pH 7.00a	6.75	s.u.	±0.1 s.u.	F	yes	7.03	MSI	024145-01	5/29/2026
pH 10.00a	10.07	s.u.	±0.1 s.u.	P	NO	N/A	MSI	024072-02	3/21/2026
SC Zero (DI)	0.0	µS/cm	0<25 µS/cm	P	NO	N/A	Pace Labs	N/A (DI)	N/A (DI)
SC 2000	1670	µS/cm	±5%	F	yes	2000	Proactive	4GJ1615	Oct-25
ORP	245	mV	±15 mV	P	NO	N/A	In-Situ	4GJ0045	Jul-25
DO (Zero pt)	0.0	mg/L	±0.1	P	NO	N/A	Macron	#000228049	8/26/2025
DO (Saturated)	98.2	%	97-100%	P	NO	N/A	Pace Labs	N/A (DI)	N/A (DI)
Turbidity (DI)	0.0	NTU	<2 NTU	P	NO	N/A	Pace Labs	N/A (DI)	N/A (DI)

Approx. every 8 hrs, unless only one well

ICV (Initial Calibration Verification) Time: 9:10

Buffer	Check Value	Units	Range	Pass/Fail	Action Taken?	Manufacturer	Lot#	Exp.
pH 4.00b	3.89	s.u.	±0.15 s.u.	P	NO	Proactive	5GD0333	Apr-27
pH 7.00b	7.11	s.u.	±0.15 s.u.	F	yes / 7.00	Proactive	5GC1678	Mar-27
pH 10.00b	10.23	s.u.	±0.15 s.u.	F	yes / 10.00	Proactive	5GC1614	Mar-27
SC 1000	820	µS/cm	±5%	F	yes / 1000	Reagents	8405243	Jun-26

Approx. every 8 hrs, unless only one well

CCV (Continued Calibration Verification): Time: 15:30

Buffer	Check Value	Units	Range	Pass/Fail	Calibrate?	Adjusted Reading	Manufacturer	Lot#	Exp.
pH 4.00a	4.04	s.u.	±0.1 s.u.	P	NO	N/A	MSI	024140-01	5/21/2026
pH 7.00a	6.97	s.u.	±0.1 s.u.	P	NO	N/A	MSI	024145-01	5/29/2026
pH 10.00a	10.02	s.u.	±0.1 s.u.	P	NO	N/A	MSI	024072-02	3/21/2026
SC 1000	1010	µS/cm	±5%	P	NO	N/A	Reagents	8405243	Jun-26
DO (Zero pt)	0.0	mg/L	±0.1 mg/L	P	NO	N/A	Macron	#000228049	8/26/2025
Turbidity (DI)	0.0	NTU	<2 NTU	P	NO	N/A	Pace Labs	N/A (DI)	N/A (DI)

Approx. every 8 hrs, unless only one well

Comments:

Signature:	Andy Witsiska	Date:	07/03/25

Multiparameter Meter Field Calibration Checklist

Field Personnel:	AJW	Location:	Duck Creek
Weather:	Sunny 75°-87° 5mph Wind NE	Environment:	grassy, overgrown

Multiparameter Water Meter	Make: Horiba	Model: U-5000	Serial Number: WUG83C85		
Water Level Meter	Make: Heson	Model: Dipper-T	Serial Number: 3717-T		

Buffer	Check Value	Units	Range	Pass/Fail	Calibrate?	Adjusted Reading	Manufacturer	Lot#	Exp.
pH 4.00a	4.18	s.u.	±0.1 s.u.	F	yes	3.99	MSI	024140-01	5/21/2026
pH 7.00a	6.94	s.u.	±0.1 s.u.	P	NO	N/A	MSI	024145-01	5/29/2026
pH 10.00a	10.11	s.u.	±0.1 s.u.	F	yes	10.01	MSI	024072-02	3/21/2026
SC Zero (DI)	0.0	µS/cm	0<25 µS/cm	P	NO	N/A	Pace Labs	N/A (DI)	N/A (DI)
SC 2000	1050	µS/cm	±5%	F	yes	2000	Proactive	4GJ1615	Oct-25
ORP	245	mV	±15 mV	P	NO	N/A	In-Situ	4GJ0045	Jul-25
DO (Zero pt)	0.0	mg/L	±0.1	P	NO	N/A	Macron	#000228049	8/26/2025
DO (Saturated)	98.7	%	97-100%	P	NO	N/A	Pace Labs	N/A (DI)	N/A (DI)
Turbidity (DI)	0.0	NTU	<2 NTU	P	NO	N/A	Pace Labs	N/A (DI)	N/A (DI)

Approx. every 8 hrs, unless only one well

ICV (Initial Calibration Verification) — Time: 9:30

Buffer	Check Value	Units	Range	Pass/Fail	Action Taken?	Manufacturer	Lot#	Exp.
pH 4.00b	3.82	s.u.	±0.15 s.u.	F	yes / 4.00	Proactive	5GD0333	Apr-27
pH 7.00b	7.02	s.u.	±0.15 s.u.	P	NO	Proactive	5GC1678	Mar-27
pH 10.00b	10.09	s.u.	±0.15 s.u.	P	NO	Proactive	5GC1614	Mar-27
SC 1000	1150	µS/cm	±5%	F	yes / 999	Reagents	8405243	Jun-26

Approx. every 8 hrs, unless only one well

CCV (Continued Calibration Verification): — Time: 16:00

Buffer	Check Value	Units	Range	Pass/Fail	Calibrate?	Adjusted Reading	Manufacturer	Lot#	Exp.
pH 4.00a	4.06	s.u.	±0.1 s.u.	P	NO	N/A	MSI	024140-01	5/21/2026
pH 7.00a	6.97	s.u.	±0.1 s.u.	P	NO	N/A	MSI	024145-01	5/29/2026
pH 10.00a	10.08	s.u.	±0.1 s.u.	P	NO	N/A	MSI	024072-02	3/21/2026
SC 1000	1030	µS/cm	±5%	P	NO	N/A	Reagents	8405243	Jun-26
DO (Zero pt)	0.0	mg/L	±0.1 mg/L	P	NO	N/A	Macron	#000228049	8/26/2025
Turbidity (DI)	0.0	NTU	<2 NTU	P	NO	N/A	Pace Labs	N/A (DI)	N/A (DI)

Approx. every 8 hrs, unless only one well

Comments:

Signature:	[signature]	Date:	07/07/25

Multiparameter Meter Field Calibration Checklist

Field Personnel:	Jordan Bohannan	Location:	Duck Creek
Weather:	75°F, Sunny, 5mph wind	Environment:	Grassy, Overgrown

Multiparameter Water Meter	Make:	Horiba	Model:	U-5000	Serial Number:	3T85NNNF	
Water Level Meter	Make:	Solinst	Model:	101	Serial Number:	P7/LM2/200ft	

Buffer	Check Value	Units	Range	Pass/Fail	Calibrate?	Adjusted Reading	Manufacturer	Lot#	Exp.
pH 4.00a	3.89	s.u.	±0.1 s.u.	F	Yes	4.00	MSI	024140-01	5/21/2026
pH 7.00a	7.24	s.u.	±0.1 s.u.	F	Yes	7.00	MSI	024145-01	5/29/2026
pH 10.00a	10.56	s.u.	±0.1 s.u.	F	Yes	10.00	MSI	024072-02	3/21/2026
SC Zero (DI)	0.00	µS/cm	0<25 µS/cm	P	No	N/A	Pace Labs	N/A (DI)	N/A (DI)
SC 2000	1990	µS/cm	±5%	P	No	N/A	Proactive	4GJ1615	Oct-25
ORP	228	mV	±15 mV				In-Situ	4GJ0045	Jul-25
DO (Zero pt)	0.00	mg/L	±0.1				Macron	#000228049	8/26/2025
DO (Saturated)	100%	%	97-100%				Pace Labs	N/A (DI)	N/A (DI)
Turbidity (DI)	0.00	NTU	<2 NTU				Pace Labs	N/A (DI)	N/A (DI)

Approx. every 8 hrs, unless only one well

ICV (Initial Calibration Verification) Time: 0928

Buffer	Check Value	Units	Range	Pass/Fail	Action Taken?	Manufacturer	Lot#	Exp.
pH 4.00b	3.99	s.u.	±0.15 s.u.	P	None	Proactive	5GD0333	Apr-27
pH 7.00b	6.84	s.u.	±0.15 s.u.	F	Calibrated: 7.00	Proactive	5GC1678	Mar-27
pH 10.00b	10.04	s.u.	±0.15 s.u.	P	None	Proactive	5GC1614	Mar-27
SC 1000	1020	µS/cm	±5%	P	None	Reagents	8405243	Jun-26

Approx. every 8 hrs, unless only one well

CCV (Continued Calibration Verification): Time: ~~0~~1520

Buffer	Check Value	Units	Range	Pass/Fail	Calibrate?	Adjusted Reading	Manufacturer	Lot#	Exp.
pH 4.00a	4.02	s.u.	±0.1 s.u.	P	N/A	N/A	MSI	024140-01	5/21/2026
pH 7.00a	7.01	s.u.	±0.1 s.u.				MSI	024145-01	5/29/2026
pH 10.00a	9.98	s.u.	±0.1 s.u.				MSI	024072-02	3/21/2026
SC 1000	1003	µS/cm	±5%				Reagents	8405243	Jun-26
DO (Zero pt)	0.00	mg/L	±0.1 mg/L				Macron	#000228049	8/26/2025
Turbidity (DI)	0.00	NTU	<2 NTU				Pace Labs	N/A (DI)	N/A (DI)

Approx. every 8 hrs, unless only one well

Comments:

Signature:	JBohannan	Date:	7/7/2025

Multiparameter Meter Field Calibration Checklist

Field Personnel:	KALEB DESKE	Location:	DUCK CREEK
Weather:	76° SUNNY 5 MPH SW	Environment:	GRASS

Multiparameter Water Meter	Make:	HORIBA	Model:	U-5000	Serial Number:	AGJTK4XG	
Water Level Meter	Make:	HERON	Model:	WT	Serial Number:	19FF2111015HB	

Buffer	Check Value	Units	Range	Pass/Fail	Calibrate?	Adjusted Reading	Manufacturer	Lot#	Exp.
pH 4.00a	4.05	s.u.	±0.1 s.u.	PASS	NO	NA	MSI	024140-01	5/21/2026
pH 7.00a	6.98	s.u.	±0.1 s.u.				MSI	024145-01	5/29/2026
pH 10.00a	9.98	s.u.	±0.1 s.u.				MSI	024072-02	3/21/2026
SC Zero (DI)	2.0	µS/cm	0<25 µS/cm				Pace Labs	N/A (DI)	N/A (DI)
SC 2000	1400	µS/cm	±5%	FAIL	YES	2000	Proactive	4GJ1615	Oct-25
ORP	231	mV	±15 mV	PASS	NO	NA	In-Situ	4GJ0045	Jul-25
DO (Zero pt)	0.0	mg/L	±0.1				Macron	#000228049	8/26/2025
DO (Saturated)	98	%	97-100%				Pace Labs	N/A (DI)	N/A (DI)
Turbidity (DI)	1.13	NTU	<2 NTU				Pace Labs	N/A (DI)	N/A (DI)

Approx. every 8 hrs, unless only one well

ICV (Initial Calibration Verification) — Time: 0945

Buffer	Check Value	Units	Range	Pass/Fail	Action Taken?	Manufacturer	Lot#	Exp.
pH 4.00b	4.01	s.u.	±0.15 s.u.	PASS	NO	Proactive	5GD0333	Apr-27
pH 7.00b	7.00	s.u.	±0.15 s.u.			Proactive	5GC1678	Mar-27
pH 10.00b	10.03	s.u.	±0.15 s.u.			Proactive	5GC1614	Mar-27
SC 1000	1000	µS/cm	±5%			Reagents	8405243	Jun-26

Approx. every 8 hrs, unless only one well

CCV (Continued Calibration Verification): — Time: 1523

Buffer	Check Value	Units	Range	Pass/Fail	Calibrate?	Adjusted Reading	Manufacturer	Lot#	Exp.
pH 4.00a	4.02	s.u.	±0.1 s.u.	PASS	NO	NA	MSI	024140-01	5/21/2026
pH 7.00a	6.98	s.u.	±0.1 s.u.				MSI	024145-01	5/29/2026
pH 10.00a	9.97	s.u.	±0.1 s.u.				MSI	024072-02	3/21/2026
SC 1000	1000	µS/cm	±5%				Reagents	8405243	Jun-26
DO (Zero pt)	0.03	mg/L	±0.1 mg/L				Macron	#000228049	8/26/2025
Turbidity (DI)	1.10	NTU	<2 NTU				Pace Labs	N/A (DI)	N/A (DI)

Approx. every 8 hrs, unless only one well

Comments:

Signature:	[signature]	Date:	07/07/25

Multiparameter Meter Field Calibration Checklist

Field Personnel:	Logan Ross	Location:	DUCK CREEK
Weather:	Sunny 67.00 4mph SW	Environment:	Grassland

Multiparameter Water Meter	Make: Horiba	Model: U-5000	Serial Number:	YL9K J9HA	
Water Level Meter	Make: Heron	Model: Dipper T	Serial Number:	11FF220930SML	

Buffer	Check Value	Units	Range	Pass/Fail	Calibrate?	Adjusted Reading	Manufacturer	Lot#	Exp.
pH 4.00a	4.04	s.u.	±0.1 s.u.	P	NA	NA	MSI	023310-01	11/10/2025
pH 7.00a	~~6.83~~ SOLUTION	s.u.	±0.1 s.u.	~~F~~	~~Y~~	~~7.00~~	MSI	024145-01	5/29/2026
pH 10.00a	10.16	s.u.	±0.1 s.u.	F	Y	10.00	MSI	024072-02	3/21/2026
SC Zero (DI)	~~440~~ 44	µS/cm	0<25 µS/cm	F	Y	15	Pace Labs	N/A (DI)	N/A (DI)
SC 2000	1150	µS/cm	±5%	F	Y	2000	Proactive	4GJ1615	Oct-25
ORP	226	mV	±15 mV	P	NA	NA	In-Situ	4GJ0045	Jul-25
DO (Zero pt)	0.0	mg/L	±0.1	P	NA	NA	Macron	#000228049	8/26/2025
DO (Saturated)	99.7	%	97-100%	P	NA	NA	Pace Labs	N/A (DI)	N/A (DI)
Turbidity (DI)	0.0	NTU	<2 NTU	P	NA	NA	Pace Labs	N/A (DI)	N/A (DI)

Approx. every 8 hrs, unless only one well

ICV (Initial Calibration Verification) Time: 1036

Buffer	Check Value	Units	Range	Pass/Fail	Action Taken?	Manufacturer	Lot#	Exp.
pH 4.00b	4.04	s.u.	±0.15 s.u.	P	NA	Proactive	3GE1074	May-25
pH 7.00b	7.53	s.u.	±0.15 s.u.	F	CALIBRATE 7.00	Proactive	3GE1252	May-25
pH 10.00b	10.55	s.u.	±0.15 s.u.	F	CALIBRATE 10.00	Proactive	3GE0965	May-25
SC 1000	1370	µS/cm	±5%	F	CALIBRATE 1000	Reagents	8405243	Jun-26

Approx. every 8 hrs, unless only one well

CCV (Continued Calibration Verification): Time: 1553

Buffer	Check Value	Units	Range	Pass/Fail	Calibrate?	Adjusted Reading	Manufacturer	Lot#	Exp.
pH 4.00a	2.97	s.u.	±0.1 s.u.	F	Y	4.02	MSI	023310-01	11/10/2025
pH 7.00a	7.32	s.u.	±0.1 s.u.	F	Y	7.00	MSI	024145-01	5/29/2026
pH 10.00a	9.92	s.u.	±0.1 s.u.	P	NA	NA	MSI	024072-02	3/21/2026
SC 1000	1034	µS/cm	±5%	P	NA	NA	Spectrum	2NA0024	Dec-25
DO (Zero pt)	0.0	mg/L	±0.1 mg/L	P	NA	NA	Macron	#000228049	8/26/2025
Turbidity (DI)	0.0	NTU	<2 NTU	P	NA	NA	Pace Labs	N/A (DI)	N/A (DI)

Approx. every 8 hrs, unless only one well

Comments:

Signature:	[signature]	Date:	7-7-25

Multiparameter Meter Field Calibration Checklist

Field Personnel:	Austin Moore	Location:	Duck Creek
Weather:	87°-68° drizzle wind 6mph SW	Environment:	Landfill, muddy, woods

Multiparameter Water Meter	Make: Horiba	Model: U-5000	Serial Number:	AGJTK4XG	
Water Level Meter	Make: WT	Model: Heron	Serial Number:	19FF220213ML	

Buffer	Check Value	Units	Range	Pass/Fail	Calibrate?	Adjusted Reading	Manufacturer	Lot#	Exp.
pH 4.00a	4.20	s.u.	±0.1 s.u.	F	Y	3.98	MSI	024140-01	5/21/2026
pH 7.00a	7.03	s.u.	±0.1 s.u.	P	N	—	MSI	024145-01	5/29/2026
pH 10.00a	9.50	s.u.	±0.1 s.u.	F	Y	10.03	MSI	024072-02	3/21/2026
SC Zero (DI)	250	µS/cm	0<25 µS/cm	F	Y	0.00	Pace Labs	N/A (DI)	N/A (DI)
SC 2000	1760	µS/cm	±5%	F	Y	2000	Proactive	4GJ1615	Oct-25
ORP	234	mV	±15 mV	P	N	—	In-Situ	4GJ0045	Jul-25
DO (Zero pt)	0.0	mg/L	±0.1	P	N	—	Macron	#000228049	8/26/2025
DO (Saturated)	98.9	%	97-100%	P	N	—	Pace Labs	N/A (DI)	N/A (DI)
Turbidity (DI)	0.0	NTU	<2 NTU	P	N	—	Pace Labs	N/A (DI)	N/A (DI)

Approx. every 8 hrs, unless only one well

ICV (Initial Calibration Verification) Time: 0945

Buffer	Check Value	Units	Range	Pass/Fail	Action Taken?	Manufacturer	Lot#	Exp.
pH 4.00b	4.01	s.u.	±0.15 s.u.	P	N	Proactive	5GD0333	Apr-27
pH 7.00b	7.13	s.u.	±0.15 s.u.	P	N	Proactive	5GC1678	Mar-27
pH 10.00b	10.24	s.u.	±0.15 s.u.	F	Y 10.00	Proactive	5GC1614	Mar-27
SC 1000	1310	µS/cm	±5%	F	Y 999	Reagents	8405243	Jun-26

Approx. every 8 hrs, unless only one well

CCV (Continued Calibration Verification): Time: 1541

Buffer	Check Value	Units	Range	Pass/Fail	Calibrate?	Adjusted Reading	Manufacturer	Lot#	Exp.
pH 4.00a	4.06	s.u.	±0.1 s.u.	P	N	—	MSI	024140-01	5/21/2026
pH 7.00a	7.03	s.u.	±0.1 s.u.	P	N	—	MSI	024145-01	5/29/2026
pH 10.00a	10.02	s.u.	±0.1 s.u.	P	N	—	MSI	024072-02	3/21/2026
SC 1000	1010	µS/cm	±5%	P	N	—	Reagents	8405243	Jun-26
DO (Zero pt)	0.0	mg/L	±0.1 mg/L	P	N	—	Macron	#000228049	8/26/2025
Turbidity (DI)	0.0	NTU	<2 NTU	P	N	—	Pace Labs	N/A (DI)	N/A (DI)

Approx. every 8 hrs, unless only one well

Comments:

Signature:	[illegible] AM	Date:	8-Jul-25

Multiparameter Meter Field Calibration Checklist

Field Personnel:	AJW	Location:	Duck Creek
Weather:	Rainy 75°-82° 7mph Wind SW	Environment:	grassy, wet

Multiparameter Water Meter	Make: Horiba	Model: U-5000	Serial Number:	WUG83C85	
Water Level Meter	Make: Heron	Model: Dipper-T	Serial Number:	3717-T	

Buffer	Check Value	Units	Range	Pass/Fail	Calibrate?	Adjusted Reading	Manufacturer	Lot#	Exp.
pH 4.00a	3.98	s.u.	±0.1 s.u.	P	No	N/A	MSI	024140-01	5/21/2026
pH 7.00a	6.88	s.u.	±0.1 s.u.	F	Yes	7.00	MSI	024145-01	5/29/2026
pH 10.00a	10.01	s.u.	±0.1 s.u.	P	No	N/A	MSI	024072-02	3/21/2026
SC Zero (DI)	0.0	µS/cm	0<25 µS/cm	P	No	N/A	Pace Labs	N/A (DI)	N/A (DI)
SC 2000	1700	µS/cm	±5%	F	yes	2000	Proactive	4GJ1615	Oct-25
ORP	245	mV	±15 mV	P	No	N/A	In-Situ	4GJ0045	Jul-25
DO (Zero pt)	0.0	mg/L	±0.1	P	No	N/A	Macron	#000228049	8/26/2025
DO (Saturated)	98.3	%	97-100%	P	No	N/A	Pace Labs	N/A (DI)	N/A (DI)
Turbidity (DI)	0.0	NTU	<2 NTU	P	No	N/A	Pace Labs	N/A (DI)	N/A (DI)

Approx. every 8 hrs, unless only one well

ICV (Initial Calibration Verification) Time: 9:30

Buffer	Check Value	Units	Range	Pass/Fail	Action Taken?	Manufacturer	Lot#	Exp.
pH 4.00b	3.91	s.u.	±0.15 s.u.	P	NO	Proactive	5GD0333	Apr-27
pH 7.00b	7.04	s.u.	±0.15 s.u.	P	NO	Proactive	5GC1678	Mar-27
pH 10.00b	10.18	s.u.	±0.15 s.u.	F	yes / 10.00	Proactive	5GC1614	Mar-27
SC 1000	1160	µS/cm	±5%	F	yes / 1010	Reagents	8405243	Jun-26

Approx. every 8 hrs, unless only one well

CCV (Continued Calibration Verification): Time: 16:00

Buffer	Check Value	Units	Range	Pass/Fail	Calibrate?	Adjusted Reading	Manufacturer	Lot#	Exp.
pH 4.00a	4.02	s.u.	±0.1 s.u.	P	No	N/A	MSI	024140-01	5/21/2026
pH 7.00a	6.94	s.u.	±0.1 s.u.	P	No	N/A	MSI	024145-01	5/29/2026
pH 10.00a	10.02	s.u.	±0.1 s.u.	P	No	N/A	MSI	024072-02	3/21/2026
SC 1000	1020	µS/cm	±5%	P	No	N/A	Reagents	8405243	Jun-26
DO (Zero pt)	0.0	mg/L	±0.1 mg/L	P	No	N/A	Macron	#000228049	8/26/2025
Turbidity (DI)	0.0	NTU	<2 NTU	P	No	N/A	Pace Labs	N/A (DI)	N/A (DI)

Approx. every 8 hrs, unless only one well

Comments:

~~Signature:~~ Date:	07/08/25	~~Date:~~ Signature:	Kelly Wielusko

Multiparameter Meter Field Calibration Checklist

Field Personnel:	Austin Moore	Location:	Duck Creek
Weather:	89°-67° sunny wind 4mph NW	Environment:	landfill, forest
Multiparameter Water Meter	Make: Horiba	Model: U-5000	Serial Number: AGJTK4XG
Water Level Meter	Make: WT	Model: Heron	Serial Number: 19FF2202131ML

Buffer	Check Value	Units	Range	Pass/Fail	Calibrate?	Adjusted Reading	Manufacturer	Lot#	Exp.
pH 4.00a	4.29	s.u.	±0.1 s.u.	F	Y	4.00	MSI	024140-01	5/21/2026
pH 7.00a	7.01	s.u.	±0.1 s.u.	P	N	—	MSI	024145-01	5/29/2026
pH 10.00a	10.02	s.u.	±0.1 s.u.	P	N	—	MSI	024072-02	3/21/2026
SC Zero (DI)	0.0	µS/cm	0<25 µS/cm	P	N	—	Pace Labs	N/A (DI)	N/A (DI)
SC 2000	2000	µS/cm	±5%	P	N	—	Proactive	4GJ1615	Oct-25
ORP	234	mV	±15 mV	P	N	—	In-Situ	5GC1058	Dec-25
DO (Zero pt)	0.0	mg/L	±0.1	P	N	—	Macron	#000228049	8/26/2025
DO (Saturated)	98.1	%	97-100%	P	N	—	Pace Labs	N/A (DI)	N/A (DI)
Turbidity (DI)	0.0	NTU	<2 NTU	P	N	—	Pace Labs	N/A (DI)	N/A (DI)

Approx. every 8 hrs, unless only one well

ICV (Initial Calibration Verification) Time: 1112

Buffer	Check Value	Units	Range	Pass/Fail	Action Taken?	Manufacturer	Lot#	Exp.
pH 4.00b	4.03	s.u.	±0.15 s.u.	P	N/A	Proactive	5GD0333	Apr-27
pH 7.00b	6.99	s.u.	±0.15 s.u.	P	N/A	Proactive	5GC1678	Mar-27
pH 10.00b	10.02	s.u.	±0.15 s.u.	P	N/A	Proactive	5GC1614	Mar-27
SC 1000	1000	µS/cm	±5%	P	N/A	Reagents	8405243	Jun-26

Approx. every 8 hrs, unless only one well

CCV (Continued Calibration Verification): Time: 1543

Buffer	Check Value	Units	Range	Pass/Fail	Calibrate?	Adjusted Reading	Manufacturer	Lot#	Exp.
pH 4.00a	4.05	s.u.	±0.1 s.u.	P	N	—	MSI	024140-01	5/21/2026
pH 7.00a	7.01	s.u.	±0.1 s.u.	P	N	—	MSI	024145-01	5/29/2026
pH 10.00a	9.98	s.u.	±0.1 s.u.	P	N	—	MSI	024072-02	3/21/2026
SC 1000	990	µS/cm	±5%	P	N	—	Reagents	8405243	Jun-26
DO (Zero pt)	0.0	mg/L	±0.1 mg/L	P	N	—	Macron	#000228049	8/26/2025
Turbidity (DI)	0.0	NTU	<2 NTU	P	N	—	Pace Labs	N/A (DI)	N/A (DI)

Approx. every 8 hrs, unless only one well

Comments:

Signature: [illegible] Date: 9-Jul-25

Multiparameter Meter Field Calibration Checklist

Field Personnel:	AJW	Location:	Duck Creek
Weather:	Sunny 76°-87° 5mph Wind NW	Environment:	grassy, overgrown

Multiparameter Water Meter	Make: Horiba	Model: U-5000	Serial Number: WU683C85		
Water Level Meter	Make: Heron	Model: Dipper-T	Serial Number: 3717-T		

Buffer	Check Value	Units	Range	Pass/Fail	Calibrate?	Adjusted Reading	Manufacturer	Lot#	Exp.
pH 4.00a	4.06	s.u.	±0.1 s.u.	P	NO	N/A	MSI	024140-01	5/21/2026
pH 7.00a	6.79	s.u.	±0.1 s.u.	F	yes	7.00	MSI	024145-01	5/29/2026
pH 10.00a	10.05	s.u.	±0.1 s.u.	P	NO	N/A	MSI	024072-02	3/21/2026
SC Zero (DI)	0.0	µS/cm	0<25 µS/cm	P	NO	N/A	Pace Labs	N/A (DI)	N/A (DI)
SC 2000	1540	µS/cm	±5%	F	yes	2010	Proactive	4GJ1615	Oct-25
ORP	245	mV	±15 mV	P	NO	N/A	In-Situ	4GJ0045	Jul-25
DO (Zero pt)	0.0	mg/L	±0.1	P	NO	N/A	Macron	#000228049	8/26/2025
DO (Saturated)	97.8	%	97-100%	P	NO	N/A	Pace Labs	N/A (DI)	N/A (DI)
Turbidity (DI)	0.0	NTU	<2 NTU	P	NO	N/A	Pace Labs	N/A (DI)	N/A (DI)

Approx. every 8 hrs, unless only one well

ICV (Initial Calibration Verification) Time: 9:19

Buffer	Check Value	Units	Range	Pass/Fail	Action Taken?	Manufacturer	Lot#	Exp.
pH 4.00b	3.96	s.u.	±0.15 s.u.	P	NO	Proactive	5GD0333	Apr-27
pH 7.00b	7.04	s.u.	±0.15 s.u.	P	NO	Proactive	5GC1678	Mar-27
pH 10.00b	10.31	s.u.	±0.15 s.u.	F	yes / 10.00	Proactive	5GC1614	Mar-27
SC 1000	1320	µS/cm	±5%	F	yes / 1000	Reagents	8405243	Jun-26

Approx. every 8 hrs, unless only one well

CCV (Continued Calibration Verification): Time: 1549

Buffer	Check Value	Units	Range	Pass/Fail	Calibrate?	Adjusted Reading	Manufacturer	Lot#	Exp.
pH 4.00a	4.04	s.u.	±0.1 s.u.	P	NO	N/A	MSI	024140-01	5/21/2026
pH 7.00a	6.91	s.u.	±0.1 s.u.	P	NO	N/A	MSI	024145-01	5/29/2026
pH 10.00a	10.06	s.u.	±0.1 s.u.	P	NO	N/A	MSI	024072-02	3/21/2026
SC 1000	1010	µS/cm	±5%	P	NO	N/A	Reagents	8405243	Jun-26
DO (Zero pt)	0.0	mg/L	±0.1 mg/L	P	NO	N/A	Macron	#000228049	8/26/2025
Turbidity (DI)	0.0	NTU	<2 NTU	P	NO	N/A	Pace Labs	N/A (DI)	N/A (DI)

Approx. every 8 hrs, unless only one well

Comments:

Signature:	Andy Petersen	Date:	07/09/25

Multiparameter Meter Field Calibration Checklist

Field Personnel:	AJW	Location:	Duck creek
Weather:	sunny 76°-87° 5mph wind NW	Environment:	grassy overgrown

Multiparameter Water Meter	Make: Horiba	Model: U-5000	Serial Number:	V7320PKK
Water Level Meter	Make: —	Model: —	Serial Number:	—

Buffer	Check Value	Units	Range	Pass/Fail	Calibrate?	Adjusted Reading	Manufacturer	Lot#	Exp.
pH 4.00a	—	s.u.	±0.1 s.u.	—	—	—	MSI	024140-01	5/21/2026
pH 7.00a	—	s.u.	±0.1 s.u.	—	—	—	MSI	025066-02	3/24/2027
pH 10.00a	—	s.u.	±0.1 s.u.	—	—	—	MSI	025066-01	3/18/2027
SC Zero (DI)	—	µS/cm	0<25 µS/cm	—	—	—	Pace Labs	N/A (DI)	N/A (DI)
SC 2000	—	µS/cm	±5%	—	—	—	Proactive	4GJ1615	Oct-25
ORP	—	mV	±15 mV	—	—	—	In-Situ	5GC1058	Dec-25
DO (Zero pt)	—	mg/L	±0.1	—	—	—	Macron	#000228049	8/26/2025
DO (Saturated)	—	%	97-100%	—	—	—	Pace Labs	N/A (DI)	N/A (DI)
Turbidity (DI)	0.0	NTU	<2 NTU	P	NO	N/A	Pace Labs	N/A (DI)	N/A (DI)

Approx. every 8 hrs, unless only one well

ICV (Initial Calibration Verification) Time: 0923

Buffer	Check Value	Units	Range	Pass/Fail	Action Taken?	Manufacturer	Lot#	Exp.
pH 4.00b	—	s.u.	±0.15 s.u.	—	—	Proactive	5GD0333	Apr-27
pH 7.00b	—	s.u.	±0.15 s.u.	—	—	Proactive	5GC1678	Mar-27
pH 10.00b	—	s.u.	±0.15 s.u.	—	—	Proactive	5GC1614	Mar-27
SC 1000	—	µS/cm	±5%	—	—	Reagents	8405243	Jun-26

Approx. every 8 hrs, unless only one well

CCV (Continued Calibration Verification): Time: 1550

Buffer	Check Value	Units	Range	Pass/Fail	Calibrate?	Adjusted Reading	Manufacturer	Lot#	Exp.
pH 4.00a	—	s.u.	±0.1 s.u.	—	—	—	MSI	024140-01	5/21/2026
pH 7.00a	—	s.u.	±0.1 s.u.	—	—	—	MSI	024145-01	5/29/2026
pH 10.00a	—	s.u.	±0.1 s.u.	—	—	—	MSI	024072-02	3/21/2026
SC 1000	—	µS/cm	±5%	—	—	—	Reagents	8405243	Jun-26
DO (Zero pt)	—	mg/L	±0.1 mg/L	—	—	—	Macron	#000228049	8/26/2025
Turbidity (DI)	0.0	NTU	<2 NTU	P	No	N/A	Pace Labs	N/A (DI)	N/A (DI)

Approx. every 8 hrs, unless only one well

Comments:

Signature:	[signature]	Date:	07/09/25

Multiparameter Meter Field Calibration Checklist

Field Personnel:	Logan Ross	Location:	Duck Creek
Weather:	Sunny 67-89 5mph SE	Environment:	Grassland

Multiparameter Water Meter	Make: HORIBA	Model: U5000	Serial Number: 3T85NNNF		
~~Water Level Meter~~ OAKTON	Make: OAKTON	Model: PCTS-50	Serial Number: 5009280		

Buffer	Check Value	Units	Range	Pass/Fail	Calibrate?	Adjusted Reading	Manufacturer	Lot#	Exp.
pH 4.00a	3.46	s.u.	±0.1 s.u.	F	Y	4.00	MSI	023310-01	11/10/2025
pH 7.00a	7.88	s.u.	±0.1 s.u.	F	Y	7.00	MSI	024145-01	5/29/2026
pH 10.00a	10.22	s.u.	±0.1 s.u.	F	Y	10.00	MSI	024072-02	3/21/2026
SC Zero (DI)	3	µS/cm	0<25 µS/cm	P	N	NA	Pace Labs	N/A (DI)	N/A (DI)
SC 2000	917	µS/cm	±5%	F	Y	2000	Proactive	4GJ1615	Oct-25
ORP	236	mV	±15 mV	P	N	NA	In-Situ	4GJ0045	Jul-25
DO (Zero pt)	0	mg/L	±0.1	P	N	NA	Macron	#000228049	8/26/2025
DO (Saturated)	98.2	%	97-100%	P	N	NA	Pace Labs	N/A (DI)	N/A (DI)
Turbidity (DI)	1	NTU	<2 NTU	P	N	NA	Pace Labs	N/A (DI)	N/A (DI)

Approx. every 8 hrs, unless only one well

ICV (Initial Calibration Verification) Time: 1115

Buffer	Check Value	Units	Range	Pass/Fail	Action Taken?	Manufacturer	Lot#	Exp.
pH 4.00b	3.94	s.u.	±0.15 s.u.	P	NA	Proactive	3GE1074	May-25
pH 7.00b	6.22	s.u.	±0.15 s.u.	F	7.00	Proactive	3GE1252	May-25
pH 10.00b	9.98	s.u.	±0.15 s.u.	P	NA	Proactive	3GE0965	May-25
SC 1000	1660	µS/cm	±5%	F	1000	Reagents	8405243	Jun-26

Approx. every 8 hrs, unless only one well

CCV (Continued Calibration Verification): Time: 1550

Buffer	Check Value	Units	Range	Pass/Fail	Calibrate?	Adjusted Reading	Manufacturer	Lot#	Exp.
pH 4.00a	4.03	s.u.	±0.1 s.u.	P	N	NA	MSI	023310-01	11/10/2025
pH 7.00a	6.98	s.u.	±0.1 s.u.	P	N	NA	MSI	024145-01	5/29/2026
pH 10.00a	10.07	s.u.	±0.1 s.u.	P	N	NA	MSI	024072-02	3/21/2026
SC 1000	991	µS/cm	±5%	P	N	NA	Spectrum	2NA0024	Dec-25
DO (Zero pt)	0	mg/L	±0.1 mg/L	P	N	NA	Macron	#000228049	8/26/2025
Turbidity (DI)	0.0	NTU	<2 NTU	P	N	NA	Pace Labs	N/A (DI)	N/A (DI)

Approx. every 8 hrs, unless only one well

Comments: PH IS OAKTON Water level is Heron Dipper T AFF 220930S NM for end Day

Signature:	[signature]	Date:	7-9-25

Multiparameter Meter Field Calibration Checklist

Field Personnel:	Austin Moore	Location:	Duck Creek
Weather:	89°-62° sunny wind 9mph SW	Environment:	Land fill, woods

Multiparameter Water Meter	Make: Horiba	Model: U-5000	Serial Number:	AGJTK4XG	
Water Level Meter	Make: WT	Model: Heron	Serial Number:	19FF290213 ML	

Buffer	Check Value	Units	Range	Pass/Fail	Calibrate?	Adjusted Reading	Manufacturer	Lot#	Exp.
pH 4.00a	4.02	s.u.	±0.1 s.u.	P	N	—	MSI	024140-01	5/21/2026
pH 7.00a	6.78	s.u.	±0.1 s.u.	F	Y	7.00	MSI	024145-01	5/29/2026
pH 10.00a	10.02	s.u.	±0.1 s.u.	P	N	—	MSI	024072-02	3/21/2026
SC Zero (DI)	0.0	µS/cm	0<25 µS/cm	P	N	—	Pace Labs	N/A (DI)	N/A (DI)
SC 2000	1390	µS/cm	±5%	F	Y	2000	Proactive	4GJ1615	Oct-25
ORP	231	mV	±15 mV	P	N	—	In-Situ	5GC1058	Dec-25
DO (Zero pt)	0.0	mg/L	±0.1	P	N	—	Macron	#000228049	8/26/2025
DO (Saturated)	71.1	%	97-100%	F	Y	98.5	Pace Labs	N/A (DI)	N/A (DI)
Turbidity (DI)	0.0	NTU	<2 NTU	P	N	—	Pace Labs	N/A (DI)	N/A (DI)

Approx. every 8 hrs, unless only one well

ICV (Initial Calibration Verification) Time: 0839

Buffer	Check Value	Units	Range	Pass/Fail	Action Taken?	Manufacturer	Lot#	Exp.
pH 4.00b	4.01	s.u.	±0.15 s.u.	P	N/A	Proactive	5GD0333	Apr-27
pH 7.00b	6.99	s.u.	±0.15 s.u.	P	N/A	Proactive	5GC1678	Mar-27
pH 10.00b	10.03	s.u.	±0.15 s.u.	P	N/A	Proactive	5GC1614	Mar-27
SC 1000	1420	µS/cm	±5%	F	1000	Reagents	8405243	Jun-26

Approx. every 8 hrs, unless only one well

CCV (Continued Calibration Verification): Time: 1600

Buffer	Check Value	Units	Range	Pass/Fail	Calibrate?	Adjusted Reading	Manufacturer	Lot#	Exp.
pH 4.00a	4.08	s.u.	±0.1 s.u.	P	N	—	MSI	024140-01	5/21/2026
pH 7.00a	7.05	s.u.	±0.1 s.u.	P	N	—	MSI	024145-01	5/29/2026
pH 10.00a	10.06	s.u.	±0.1 s.u.	P	N	—	MSI	024072-02	3/21/2026
SC 1000	1030	µS/cm	±5%	P	N	—	Reagents	8405243	Jun-26
DO (Zero pt)	0.0	mg/L	±0.1 mg/L	P	N	—	Macron	#000228049	8/26/2025
Turbidity (DI)	0.0	NTU	<2 NTU	P	N	—	Pace Labs	N/A (DI)	N/A (DI)

Approx. every 8 hrs, unless only one well

Comments:

Signature:	[illegible]	Date:	10-Jul-25

Multiparameter Meter Field Calibration Checklist

Field Personnel:	AJW	Location:	Duck Creek
Weather:	Sunny 75°-87° 3mph Wind SE	Environment:	grassy, overgrown

Multiparameter Water Meter	Make: Horiba	Model: U-5000	Serial Number: ~~WUG83C85~~ V7320PKK		
Water Level Meter	Make: Heson	Model: Dipper-T	Serial Number: 3717-T		

Buffer	Check Value	Units	Range	Pass/Fail	Calibrate?	Adjusted Reading	Manufacturer	Lot#	Exp.
pH 4.00a	4.10	s.u.	±0.1 s.u.	P	NO	N/A	MSI	024140-01	5/21/2026
pH 7.00a	6.84	s.u.	±0.1 s.u.	F	yes	7.00	MSI	024145-01	5/29/2026
pH 10.00a	10.08	s.u.	±0.1 s.u.	P	NO	N/A	MSI	024072-02	3/21/2026
SC Zero (DI)	0.115	µS/cm	0<25 µS/cm	F	yes	0.0	Pace Labs	N/A (DI)	N/A (DI)
SC 2000	1610	µS/cm	±5%	F	yes	2000	Proactive	4GJ1615	Oct-25
ORP	245	mV	±15 mV	P	NO	N/A	In-Situ	5GC1058	Dec-25
DO (Zero pt)	0.0	mg/L	±0.1	P	NO	N/A	Macron	#000228049	8/26/2025
DO (Saturated)	97.6	%	97-100%	P	NO	N/A	Pace Labs	N/A (DI)	N/A (DI)
Turbidity (DI)	0.0	NTU	<2 NTU	P	NO	N/A	Pace Labs	N/A (DI)	N/A (DI)

Approx. every 8 hrs, unless only one well

ICV (Initial Calibration Verification) Time: 8:12

Buffer	Check Value	Units	Range	Pass/Fail	Action Taken?	Manufacturer	Lot#	Exp.
pH 4.00b	4.01	s.u.	±0.15 s.u.	P	NO	Proactive	5GD0333	Apr-27
pH 7.00b	7.06	s.u.	±0.15 s.u.	P	NO	Proactive	5GC1678	Mar-27
pH 10.00b	10.04	s.u.	±0.15 s.u.	P	NO	Proactive	5GC1614	Mar-27
SC 1000	1430	µS/cm	±5%	F	yes/1010	Reagents	8405243	Jun-26

Approx. every 8 hrs, unless only one well

CCV (Continued Calibration Verification): Time: 16:00

Buffer	Check Value	Units	Range	Pass/Fail	Calibrate?	Adjusted Reading	Manufacturer	Lot#	Exp.
pH 4.00a	4.07	s.u.	±0.1 s.u.	P	NO	N/A	MSI	024140-01	5/21/2026
pH 7.00a	7.01	s.u.	±0.1 s.u.	P	NO	N/A	MSI	024145-01	5/29/2026
pH 10.00a	10.02	s.u.	±0.1 s.u.	P	NO	N/A	MSI	024072-02	3/21/2026
SC 1000	1020	µS/cm	±5%	P	NO	N/A	Reagents	8405243	Jun-26
DO (Zero pt)	0.0	mg/L	±0.1 mg/L	P	NO	N/A	Macron	#000228049	8/26/2025
Turbidity (DI)	0.0	NTU	<2 NTU	P	NO	N/A	Pace Labs	N/A (DI)	N/A (DI)

Approx. every 8 hrs, unless only one well

Comments:

Signature: [signature] Date: 07/10/25

AJW 7/18/25

Multiparameter Meter Field Calibration Checklist

Field Personnel:	Jordan Bohannan	Location:	Duck Creek
Weather:	86°F, Sunny, 6mph wind	Environment:	Grassy

Multiparameter Water Meter	Make: Horiba	Model: U-5000	Serial Number: YL9KJ9HA		
Water Level Meter	Make: Heron	Model: Dipper T	Serial Number: 19FF211192HB		

Buffer	Check Value	Units	Range	Pass/Fail	Calibrate?	Adjusted Reading	Manufacturer	Lot#	Exp.
pH 4.00a	4.14	s.u.	±0.1 s.u.	F	Yes	4.00	MSI	024140-01	5/21/2026
pH 7.00a	7.03	s.u.	±0.1 s.u.	P	No	N/A	MSI	024145-01	5/29/2026
pH 10.00a	10.16	s.u.	±0.1 s.u.	F	Yes	10.00	MSI	024072-02	3/21/2026
SC Zero (DI)	0.00	µS/cm	0<25 µS/cm	P	No	N/A	Pace Labs	N/A (DI)	N/A (DI)
SC 2000	2014	µS/cm	±5%	P	No	N/A	Proactive	4GJ1615	Oct-25
ORP	232	mV	±15 mV				In-Situ	5GC1058	Dec-25
DO (Zero pt)	0.00	mg/L	±0.1				Macron	#000228049	8/26/2025
DO (Saturated)	100%	%	97-100%				Pace Labs	N/A (DI)	N/A (DI)
Turbidity (DI)	0.00	NTU	<2 NTU				Pace Labs	N/A (DI)	N/A (DI)

Approx. every 8 hrs, unless only one well

ICV (Initial Calibration Verification) Time: 1145

Buffer	Check Value	Units	Range	Pass/Fail	Action Taken?	Manufacturer	Lot#	Exp.
pH 4.00b	4.02	s.u.	±0.15 s.u.	P	None	Proactive	5GD0333	Apr-27
pH 7.00b	6.98	s.u.	±0.15 s.u.	P	None	Proactive	5GC1678	Mar-27
pH 10.00b	10.05	s.u.	±0.15 s.u.	P	None	Proactive	5GC1614	Mar-27
SC 1000	1007	µS/cm	±5%	P	None	Reagents	8405243	Jun-26

Approx. every 8 hrs, unless only one well

CCV (Continued Calibration Verification): Time: 1516

Buffer	Check Value	Units	Range	Pass/Fail	Calibrate?	Adjusted Reading	Manufacturer	Lot#	Exp.
pH 4.00a	4.03	s.u.	±0.1 s.u.	P	No	N/A	MSI	024140-01	5/21/2026
pH 7.00a	7.02	s.u.	±0.1 s.u.				MSI	024145-01	5/29/2026
pH 10.00a	10.03	s.u.	±0.1 s.u.				MSI	024072-02	3/21/2026
SC 1000	1007	µS/cm	±5%				Reagents	8405243	Jun-26
DO (Zero pt)	0.00	mg/L	±0.1 mg/L				Macron	#000228049	8/26/2025
Turbidity (DI)	0.00	NTU	<2 NTU				Pace Labs	N/A (DI)	N/A (DI)

Approx. every 8 hrs, unless only one well

Comments:

Signature:	JBohannan	Date:	7/10/25

Multiparameter Meter Field Calibration Checklist

Field Personnel:	Logan Ross	Location:	Duck CREEK
Weather:	Cloudy 70-90 11mph N	Environment:	Grassland

Multiparameter Water Meter	Make: Horiba	Model: J-5000	Serial Number: 3T85NNNF		
Water Level Meter	Make: Heron	Model: Dipper T	Serial Number: ~~S00A280~~ 11FF22093		

05 pm
AMP 7/10/25

Buffer	Check Value	Units	Range	Pass/Fail	Calibrate?	Adjusted Reading	Manufacturer	Lot#	Exp.
pH 4.00a	3.83	s.u.	±0.1 s.u.	P	yes	4.00	MSI	024140-01	5/21/2026
pH 7.00a	6.93	s.u.	±0.1 s.u.	P	NO	—	MSI	024145-01	5/29/2026
pH 10.00a	10.18	s.u.	±0.1 s.u.	P	yes	10.00	MSI	024072-02	3/21/2026
SC Zero (DI)	2	µS/cm	0<25 µS/cm	P	N	NA	Pace Labs	N/A (DI)	N/A (DI)
SC 2000	1993	µS/cm	±5%	P	N	NA	Proactive	4GJ1615	Oct-25
ORP	226	mV	±15 mV	P	N	NA	In-Situ	5GC1058	Dec-25
DO (Zero pt)	0	mg/L	±0.1	P	N	NA	Macron	#000228049	8/26/2025
DO (Saturated)	98.7	%	97-100%	P	N	NA	Pace Labs	N/A (DI)	N/A (DI)
Turbidity (DI)	0	NTU	<2 NTU	P	N	NA	Pace Labs	N/A (DI)	N/A (DI)

Approx. every 8 hrs, unless only one well

ICV (Initial Calibration Verification)					Time: 0902			
Buffer	Check Value	Units	Range	Pass/Fail	Action Taken?	Manufacturer	Lot#	Exp.
pH 4.00b	3.93	s.u.	±0.15 s.u.	P	—	Proactive	5GD0333	Apr-27
pH 7.00b	6.87	s.u.	±0.15 s.u.	P	—	Proactive	5GC1678	Mar-27
pH 10.00b	11.94	s.u.	±0.15 s.u.	P	—	Proactive	5GC1614	Mar-27
SC 1000	1011	µS/cm	±5%	P	NA	Reagents	8405243	Jun-26

Approx. every 8 hrs, unless only one well

CCV (Continued Calibration Verification):					Time: —			
Buffer	Check Value	Units	Range	Pass/Fail	Calibrate?	Adjusted Reading	Manufacturer	Lot#	Exp.
pH 4.00a		s.u.	±0.1 s.u.				MSI	024140-01	5/21/2026
pH 7.00a		s.u.	±0.1 s.u.				MSI	024145-01	5/29/2026
pH 10.00a		s.u.	±0.1 s.u.				MSI	024072-02	3/21/2026
SC 1000		µS/cm	±5%				Reagents	8405243	Jun-26
DO (Zero pt)		mg/L	±0.1 mg/L				Macron	#000228049	8/26/2025
Turbidity (DI)		NTU	<2 NTU				Pace Labs	N/A (DI)	N/A (DI)

Approx. every 8 hrs, unless only one well

Comments: Only one well sampled, no ent tay cal needed

Signature:	[signature]	Date:	7-10-11

Multiparameter Meter Field Calibration Checklist

Field Personnel:	AJW	Location:	Duck Creek
Weather:	75°-87° Partly Cloudy 2mph Wind E	Environment:	Grassy, overgrown

Multiparameter Water Meter	Make:	Horiba	Model:	U-5000	Serial Number:	V7320PKK	
Water Level Meter	Make:	Heron	Model:	Dipper-T	Serial Number:	3717-T	

Buffer	Check Value	Units	Range	Pass/Fail	Calibrate?	Adjusted Reading	Manufacturer	Lot#	Exp.
pH 4.00a	4.33	s.u.	±0.1 s.u.	F	Yes	3.99	MSI	024140-01	5/21/2026
pH 7.00a	6.89	s.u.	±0.1 s.u.	F	yes	7.00	MSI	024145-01	5/29/2026
pH 10.00a	9.96	s.u.	±0.1 s.u.	P	No	N/A	MSI	024072-02	3/21/2026
SC Zero (DI)	0.081	µS/cm	0<25 µS/cm	F	yes	0	Pace Labs	N/A (DI)	N/A (DI)
SC 2000	1560	µS/cm	±5%	F	yes	2000	Proactive	4GJ1615	Oct-25
ORP	245	mV	±15 mV	P	No	N/A	In-Situ	5GC1058	Dec-25
DO (Zero pt)	0.0	mg/L	±0.1	P	NO	N/A	Macron	#000228049	8/26/2025
DO (Saturated)	98.8	%	97-100%	P	NO	N/A	Pace Labs	N/A (DI)	N/A (DI)
Turbidity (DI)	0.0	NTU	<2 NTU	P	NO	N/A	Pace Labs	N/A (DI)	N/A (DI)

Approx. every 8 hrs, unless only one well

ICV (Initial Calibration Verification) Time: 9:06

Buffer	Check Value	Units	Range	Pass/Fail	Action Taken?	Manufacturer	Lot#	Exp.
pH 4.00b	3.88	s.u.	±0.15 s.u.	P	NO	Proactive	5GD0333	Apr-27
pH 7.00b	6.98	s.u.	±0.15 s.u.	P	NO	Proactive	5GC1678	Mar-27
pH 10.00b	9.94	s.u.	±0.15 s.u.	P	NO	Proactive	5GC1614	Mar-27
SC 1000	1320	µS/cm	±5%	F	yes/1000	Reagents	8405243	Jun-26

Approx. every 8 hrs, unless only one well

CCV (Continued Calibration Verification): Time: 15:30

Buffer	Check Value	Units	Range	Pass/Fail	Calibrate?	Adjusted Reading	Manufacturer	Lot#	Exp.
pH 4.00a	4.08	s.u.	±0.1 s.u.	P	NO	N/A	MSI	024140-01	5/21/2026
pH 7.00a	6.97	s.u.	±0.1 s.u.	P	NO	N/A	MSI	024145-01	5/29/2026
pH 10.00a	9.95	s.u.	±0.1 s.u.	P	NO	N/A	MSI	024072-02	3/21/2026
SC 1000	1030	µS/cm	±5%	P	NO	N/A	Reagents	8405243	Jun-26
DO (Zero pt)	0.0	mg/L	±0.1 mg/L	P	NO	N/A	Macron	#000228049	8/26/2025
Turbidity (DI)	0.0	NTU	<2 NTU	P	NO	N/A	Pace Labs	N/A (DI)	N/A (DI)

Approx. every 8 hrs, unless only one well

Comments:

Signature:	Andy Wilson	Date:	07/14/25

Multiparameter Meter Field Calibration Checklist

Field Personnel:	KALEB DESKE	Location:	DUCK CREEK
Weather:	74° 2MPH W	Environment:	GRASS, CLOUDY

Multiparameter Water Meter	Make:	HORIBA	Model:	U-5000	Serial Number:	3T85NNNF	
Water Level Meter	Make:	HERON	Model:	WT	Serial Number:	19FF211101 5HB	

Buffer	Check Value	Units	Range	Pass/Fail	Calibrate?	Adjusted Reading	Manufacturer	Lot#	Exp.
pH 4.00a	4.01	s.u.	±0.1 s.u.	PASS	NO	N/A	MSI	024140-01	5/21/2026
pH 7.00a	7.00	s.u.	±0.1 s.u.				MSI	024145-01	5/29/2026
pH 10.00a	9.98	s.u.	±0.1 s.u.				MSI	024072-02	3/21/2026
SC Zero (DI)	1.10	µS/cm	0<25 µS/cm				Pace Labs	N/A (DI)	N/A (DI)
SC 2000	2000	µS/cm	±5%				Proactive	4GJ1615	Oct-25
ORP	231	mV	±15 mV				In-Situ	4GJ0045	Jul-25
DO (Zero pt)	0.0	mg/L	±0.1				Macron	#000228049	8/26/2025
DO (Saturated)	98	%	97-100%				Pace Labs	N/A (DI)	N/A (DI)
Turbidity (DI)	1.16	NTU	<2 NTU				Pace Labs	N/A (DI)	N/A (DI)

Approx. every 8 hrs, unless only one well

ICV (Initial Calibration Verification) Time: 0906

Buffer	Check Value	Units	Range	Pass/Fail	Action Taken?	Manufacturer	Lot#	Exp.
pH 4.00b	4.03	s.u.	±0.15 s.u.	PASS	NO	Proactive	5GD0333	Apr-27
pH 7.00b	7.00	s.u.	±0.15 s.u.			Proactive	5GC1678	Mar-27
pH 10.00b	9.98	s.u.	±0.15 s.u.			Proactive	5GC1614	Mar-27
SC 1000	1000	µS/cm	±5%			Reagents	8405243	Jun-26

Approx. every 8 hrs, unless only one well

CCV (Continued Calibration Verification): Time: 1533

Buffer	Check Value	Units	Range	Pass/Fail	Calibrate?	Adjusted Reading	Manufacturer	Lot#	Exp.
pH 4.00a	4.00	s.u.	±0.1 s.u.	PASS	NO	N/A	MSI	024140-01	5/21/2026
pH 7.00a	6.98	s.u.	±0.1 s.u.				MSI	024145-01	5/29/2026
pH 10.00a	9.99	s.u.	±0.1 s.u.				MSI	024072-02	3/21/2026
SC 1000	1000	µS/cm	±5%				Reagents	8405243	Jun-26
DO (Zero pt)	0.0	mg/L	±0.1 mg/L				Macron	#000228049	8/26/2025
Turbidity (DI)	1.02	NTU	<2 NTU				Pace Labs	N/A (DI)	N/A (DI)

Approx. every 8 hrs, unless only one well

Comments:

Signature:	[signature]	Date:	07/14/25

Multiparameter Meter Field Calibration Checklist

Field Personnel:	AJW	Location:	Duck Creek
Weather:	Sunny 79°-89° 5mph Wind SE	Environment:	grassy, overgrown

Multiparameter Water Meter	Make: Horiba	Model: U-5000	Serial Number: V7320PKK		
Water Level Meter	Make: Heron	Model: Diver-T	Serial Number: 3717-T		

Buffer	Check Value	Units	Range	Pass/Fail	Calibrate?	Adjusted Reading	Manufacturer	Lot#	Exp.
pH 4.00a	4.24	s.u.	±0.1 s.u.	F	yes	3.99	MSI	024140-01	5/21/2026
pH 7.00a	6.81	s.u.	±0.1 s.u.	F	yes	7.02	MSI	024145-01	5/29/2026
pH 10.00a	10.00	s.u.	±0.1 s.u.	P	NO	N/A	MSI	024072-02	3/21/2026
SC Zero (DI)	101	µS/cm	0<25 µS/cm	F	yes	0.0	Pace Labs	N/A (DI)	N/A (DI)
SC 2000	1560	µS/cm	±5%	F	yes	2000	Proactive	4GJ1615	Oct-25
ORP	245	mV	±15 mV	P	NO	N/A	In-Situ	5GC1058	Dec-25
DO (Zero pt)	0.0	mg/L	±0.1	P	NO	N/A	Macron	#000228049	8/26/2025
DO (Saturated)	97.6	%	97-100%	P	NO	N/A	Pace Labs	N/A (DI)	N/A (DI)
Turbidity (DI)	0.0	NTU	<2 NTU	P	NO	N/A	Pace Labs	N/A (DI)	N/A (DI)

Approx. every 8 hrs, unless only one well

ICV (Initial Calibration Verification) — Time: 9:00

Buffer	Check Value	Units	Range	Pass/Fail	Action Taken?	Manufacturer	Lot#	Exp.
pH 4.00b	3.91	s.u.	±0.15 s.u.	P	NO	Proactive	5GD0333	Apr-27
pH 7.00b	6.99	s.u.	±0.15 s.u.	P	NO	Proactive	5GC1678	Mar-27
pH 10.00b	9.94	s.u.	±0.15 s.u.	P	NO	Proactive	5GC1614	Mar-27
SC 1000	1340	µS/cm	±5%	F	yes / 1000	Reagents	8405243	Jun-26

Approx. every 8 hrs, unless only one well

CCV (Continued Calibration Verification): — Time: 15:40

Buffer	Check Value	Units	Range	Pass/Fail	Calibrate?	Adjusted Reading	Manufacturer	Lot#	Exp.
pH 4.00a	4.01	s.u.	±0.1 s.u.	P	NO	N/A	MSI	024140-01	5/21/2026
pH 7.00a	6.95	s.u.	±0.1 s.u.	P	NO	N/A	MSI	024145-01	5/29/2026
pH 10.00a	9.97	s.u.	±0.1 s.u.	P	NO	N/A	MSI	024072-02	3/21/2026
SC 1000	1010	µS/cm	±5%	P	NO	N/A	Reagents	8405243	Jun-26
DO (Zero pt)	0.0	mg/L	±0.1 mg/L	P	No	N/A	Macron	#000228049	8/26/2025
Turbidity (DI)	0.0	NTU	<2 NTU	P	NO	N/A	Pace Labs	N/A (DI)	N/A (DI)

Approx. every 8 hrs, unless only one well

Comments:

Signature:	Andy Wilusch	Date:	07/15/25

Multiparameter Meter Field Calibration Checklist

Field Personnel:	KALEB DESKE	Location:	DUCK CREEK
Weather:	73° CLOUDY 5MPH NW	Environment:	GRASSY

Multiparameter Water Meter	Make:	HORIBA	Model:	U-52000	Serial Number:	3T85NNNF	
Water Level Meter	Make:	HERON	Model:	WT	Serial Number:	19FF21101548	

Buffer	Check Value	Units	Range	Pass/Fail	Calibrate?	Adjusted Reading	Manufacturer	Lot#	Exp.
pH 4.00a	4.03	s.u.	±0.1 s.u.	PASS	NO	N/A	MSI	024140-01	5/21/2026
pH 7.00a	7.23	s.u.	±0.1 s.u.	FAIL	YES	7.00	MSI	024145-01	5/29/2026
pH 10.00a	10.30	s.u.	±0.1 s.u.	FAIL	YES	10.00	MSI	024072-02	3/21/2026
SC Zero (DI)	13.00	µS/cm	0<25 µS/cm	PASS	NO	N/A	Pace Labs	N/A (DI)	N/A (DI)
SC 2000	2000	µS/cm	±5%	PASS			Proactive	4GJ1615	Oct-25
ORP	233	mV	±15 mV	PASS			In-Situ	4GJ0045	Jul-25
DO (Zero pt)	0.0	mg/L	±0.1	PASS			Macron	#000228049	8/26/2025
DO (Saturated)	99	%	97-100%	PASS			Pace Labs	N/A (DI)	N/A (DI)
Turbidity (DI)	1.18	NTU	<2 NTU	PASS			Pace Labs	N/A (DI)	N/A (DI)

Approx. every 8 hrs, unless only one well

ICV (Initial Calibration Verification) — Time: 0916

Buffer	Check Value	Units	Range	Pass/Fail	Action Taken?	Manufacturer	Lot#	Exp.
pH 4.00b	4.01	s.u.	±0.15 s.u.	PASS	NO	Proactive	5GD0333	Apr-27
pH 7.00b	6.73	s.u.	±0.15 s.u.	FAIL	7.00	Proactive	5GC1678	Mar-27
pH 10.00b	9.45	s.u.	±0.15 s.u.	FAIL	10.00	Proactive	5GC1614	Mar-27
SC 1000	1000	µS/cm	±5%	PASS	NO	Reagents	8405243	Jun-26

Approx. every 8 hrs, unless only one well

CCV (Continued Calibration Verification): — Time: 1530

Buffer	Check Value	Units	Range	Pass/Fail	Calibrate?	Adjusted Reading	Manufacturer	Lot#	Exp.
pH 4.00a	4.03	s.u.	±0.1 s.u.	PASS	NO	N/A	MSI	024140-01	5/21/2026
pH 7.00a	6.98	s.u.	±0.1 s.u.				MSI	024145-01	5/29/2026
pH 10.00a	9.99	s.u.	±0.1 s.u.				MSI	024072-02	3/21/2026
SC 1000	1000	µS/cm	±5%				Reagents	8405243	Jun-26
DO (Zero pt)	0.0	mg/L	±0.1 mg/L				Macron	#000228049	8/26/2025
Turbidity (DI)	0.80	NTU	<2 NTU				Pace Labs	N/A (DI)	N/A (DI)

Approx. every 8 hrs, unless only one well

Comments:

Signature:	[signature]	Date:	07/15/25

Multiparameter Meter Field Calibration Checklist

Field Personnel:	Logan Ross	Location:	Duck creek
Weather:	Sunny	Environment:	Grassland

Multiparameter Water Meter	Make: Horiba	Model: U-5000	Serial Number:	A6JTK4XG	
Water Level Meter	Make: Heron	Model: Optic T	Serial Number:	11FF220930SML	

Buffer	Check Value	Units	Range	Pass/Fail	Calibrate?	Adjusted Reading	Manufacturer	Lot#	Exp.
pH 4.00a	3.92	s.u.	±0.1 s.u.	P	N	NA	MSI	024140-01	5/21/2026
pH 7.00a	6.92	s.u.	±0.1 s.u.	P			MSI	024145-01	5/29/2026
pH 10.00a	10.02	s.u.	±0.1 s.u.	P			MSI	024072-02	3/21/2026
SC Zero (DI)	2	µS/cm	0<25 µS/cm	P			Pace Labs	N/A (DI)	N/A (DI)
SC 2000	1950	µS/cm	±5%	P			Proactive	4GJ1615	Oct-25
ORP	230	mV	±15 mV	P			In-Situ	5GC1058	Dec-25
DO (Zero pt)	0	mg/L	±0.1	P			Macron	#000228049	8/26/2025
DO (Saturated)	98.2	%	97-100%	P			Pace Labs	N/A (DI)	N/A (DI)
Turbidity (DI)	0	NTU	<2 NTU	P	N	NA	Pace Labs	N/A (DI)	N/A (DI)

Approx. every 8 hrs, unless only one well

ICV (Initial Calibration Verification) Time: 0942

Buffer	Check Value	Units	Range	Pass/Fail	Action Taken?	Manufacturer	Lot#	Exp.
pH 4.00b	3.86	s.u.	±0.15 s.u.	P	NA	Proactive	5GD0333	Apr-27
pH 7.00b	6.87	s.u.	±0.15 s.u.	P		Proactive	5GC1678	Mar-27
pH 10.00b	10.07	s.u.	±0.15 s.u.	P		Proactive	5GC1614	Mar-27
SC 1000	992	µS/cm	±5%	P	NA	Reagents	8405243	Jun-26

Approx. every 8 hrs, unless only one well

CCV (Continued Calibration Verification): Time: 227

Buffer	Check Value	Units	Range	Pass/Fail	Calibrate?	Adjusted Reading	Manufacturer	Lot#	Exp.
pH 4.00a	4.07	s.u.	±0.1 s.u.	P	N	NA	MSI	024140-01	5/21/2026
pH 7.00a	6.98	s.u.	±0.1 s.u.	P	N		MSI	024145-01	5/29/2026
pH 10.00a	9.93	s.u.	±0.1 s.u.	P	N		MSI	024072-02	3/21/2026
SC 1000	1011	µS/cm	±5%	P	N		Reagents	8405243	Jun-26
DO (Zero pt)	0	mg/L	±0.1 mg/L	P	N		Macron	#000228049	8/26/2025
Turbidity (DI)	0	NTU	<2 NTU	P	N	NA	Pace Labs	N/A (DI)	N/A (DI)

Approx. every 8 hrs, unless only one well

Comments:

Signature: [signature] Date: 7-15-2025

Multiparameter Meter Field Calibration Checklist

Field Personnel:	Aaron Pemberton / Jordan Bohannon	Location:	Duck creek
Weather:	Sunny 76°-88°F Wind SW 6mph	Environment:	grass dust

Multiparameter Water Meter	Make: Horiba	Model: U-5000	Serial Number: 3T85NNNF		
Water Level Meter	Make: Heron	Model: Dipper-T	Serial Number: 19FF2202131ML		

Buffer	Check Value	Units	Range	Pass/Fail	Calibrate?	Adjusted Reading	Manufacturer	Lot#	Exp.
pH 4.00a	4.05	s.u.	±0.1 s.u.	P	NO	—	MSI	024140-01	5/21/2026
pH 7.00a	7.00	s.u.	±0.1 s.u.	P	NO	—	MSI	025066-02	3/24/2027
pH 10.00a	9.96	s.u.	±0.1 s.u.	P	NO	—	MSI	025066-01	3/18/2027
SC Zero (DI)	0.0	µS/cm	0<25 µS/cm	P	No	—	Pace Labs	N/A (DI)	N/A (DI)
SC 2000	2020	µS/cm	±5%	P	No	—	Proactive	4GJ1615	Oct-25
ORP	209	mV	±15 mV	P	No	—	In-Situ	5GC1058	Dec-25
DO (Zero pt)	0.09	mg/L	±0.1	P	No	—	Macron	#000228049	8/26/2025
DO (Saturated)	98.1	%	97-100%	P	NO	—	Pace Labs	N/A (DI)	N/A (DI)
Turbidity (DI)	1.5	NTU	<2 NTU	P	No	N/A	Pace Labs	N/A (DI)	N/A (DI)

Approx. every 8 hrs, unless only one well

ICV (Initial Calibration Verification)					Time: 1030			
Buffer	Check Value	Units	Range	Pass/Fail	Action Taken?	Manufacturer	Lot#	Exp.
pH 4.00b	3.99	s.u.	±0.15 s.u.	P	—	Proactive	5GD0333	Apr-27
pH 7.00b	6.99	s.u.	±0.15 s.u.	P	—	Proactive	5GC1678	Mar-27
pH 10.00b	10.13	s.u.	±0.15 s.u.	P	—	Proactive	5GC1614	Mar-27
SC 1000	1010	µS/cm	±5%	P	—	Reagents	8405243	Jun-26

Approx. every 8 hrs, unless only one well

CCV (Continued Calibration Verification):					Time: 1540				
Buffer	Check Value	Units	Range	Pass/Fail	Calibrate?	Adjusted Reading	Manufacturer	Lot#	Exp.
pH 4.00a	4.01	s.u.	±0.1 s.u.	P	No	N/A	MSI	024140-01	5/21/2026
pH 7.00a	7.02	s.u.	±0.1 s.u.				MSI	024145-01	5/29/2026
pH 10.00a	10.07	s.u.	±0.1 s.u.				MSI	024072-02	3/21/2026
SC 1000	1001	µS/cm	±5%				Reagents	8405243	Jun-26
DO (Zero pt)	0.06	mg/L	±0.1 mg/L				Macron	#000228049	8/26/2025
Turbidity (DI)	0.0	NTU	<2 NTU				Pace Labs	N/A (DI)	N/A (DI)

Approx. every 8 hrs, unless only one well

Comments:

Signature:	[signature]	Date:	7/16/2025

Multiparameter Meter Field Calibration Checklist

Field Personnel:	AJW	Location:	Duck Creek
Weather:	Sunny 76°-88° 6mph Wind SW	Environment:	grassy, overgrown

Multiparameter Water Meter	Make: Horiba	Model: U-5000	Serial Number:	V7320PKK	
Water Level Meter	Make: Heron	Model: Dipper-T	Serial Number:	3717-T	

Buffer	Check Value	Units	Range	Pass/Fail	Calibrate?	Adjusted Reading	Manufacturer	Lot#	Exp.
pH 4.00a	4.24	s.u.	±0.1 s.u.	F	yes	3.99	MSI	024140-01	5/21/2026
pH 7.00a	6.83	s.u.	±0.1 s.u.	F	yes	7.00	MSI	024145-01	5/29/2026
pH 10.00a	9.95	s.u.	±0.1 s.u.	P	NO	N/A	MSI	024072-02	3/21/2026
SC Zero (DI)	0.112	µS/cm	0<25 µS/cm	F	yes	0.0	Pace Labs	N/A (DI)	N/A (DI)
SC 2000	1560	µS/cm	±5%	F	yes	2000	Proactive	4GJ1615	Oct-25
ORP	245	mV	±15 mV	P	NO	N/A	In-Situ	5GC1058	Dec-25
DO (Zero pt)	0.0	mg/L	±0.1	P	NO	N/A	Macron	#000228049	8/26/2025
DO (Saturated)	97.4	%	97-100%	P	NO	N/A	Pace Labs	N/A (DI)	N/A (DI)
Turbidity (DI)	0.0	NTU	<2 NTU	P	NO	N/A	Pace Labs	N/A (DI)	N/A (DI)

Approx. every 8 hrs, unless only one well

ICV (Initial Calibration Verification) — Time: 8:45

Buffer	Check Value	Units	Range	Pass/Fail	Action Taken?	Manufacturer	Lot#	Exp.
pH 4.00b	3.90	s.u.	±0.15 s.u.	P	NO	Proactive	5GD0333	Apr-27
pH 7.00b	7.01	s.u.	±0.15 s.u.	P	NO	Proactive	5GC1678	Mar-27
pH 10.00b	9.90	s.u.	±0.15 s.u.	P	NO	Proactive	5GC1614	Mar-27
SC 1000	1290	µS/cm	±5%	F	yes/1000	Reagents	8405243	Jun-26

Approx. every 8 hrs, unless only one well

CCV (Continued Calibration Verification): — Time: 15:30

Buffer	Check Value	Units	Range	Pass/Fail	Calibrate?	Adjusted Reading	Manufacturer	Lot#	Exp.
pH 4.00a	4.06	s.u.	±0.1 s.u.	P	NO	N/A	MSI	024140-01	5/21/2026
pH 7.00a	6.98	s.u.	±0.1 s.u.	P	NO	N/A	MSI	024145-01	5/29/2026
pH 10.00a	9.94	s.u.	±0.1 s.u.	P	NO	N/A	MSI	024072-02	3/21/2026
SC 1000	1040	µS/cm	±5%	P	NO	N/A	Reagents	8405243	Jun-26
DO (Zero pt)	0.0	mg/L	±0.1 mg/L	P	NO	N/A	Macron	#000228049	8/26/2025
Turbidity (DI)	0.0	NTU	<2 NTU	P	NO	N/A	Pace Labs	N/A (DI)	N/A (DI)

Approx. every 8 hrs, unless only one well

Comments:

Signature:	Andy Wilusko	Date:	07/16/25

Multiparameter Meter Field Calibration Checklist

Field Personnel:	Logan Ross	Location:	DUCK CREEK
Weather:	Cloudy 68-90 14mph N	Environment:	Grassland

Multiparameter Water Meter	Make: HORIBA	Model: U-52	Serial Number:	YL9KJ9HA	
Water Level Meter	Make: Heron	Model: Dipper T	Serial Number:	11FF2209305ML	

Buffer	Check Value	Units	Range	Pass/Fail	Calibrate?	Adjusted Reading	Manufacturer	Lot#	Exp.
pH 4.00a	4.11	s.u.	±0.1 s.u.	F	Y	4.01	MSI	024140-01	5/21/2026
pH 7.00a	6.98	s.u.	±0.1 s.u.	P	Y	7.00	MSI	024145-01	5/29/2026
pH 10.00a	10.04	s.u.	±0.1 s.u.	P	N	NA	MSI	024072-02	3/21/2026
SC Zero (DI)	0	µS/cm	0<25 µS/cm	P	N		Pace Labs	N/A (DI)	N/A (DI)
SC 2000	1991	µS/cm	±5%	P	N		Proactive	4GJ1615	Oct-25
ORP	229	mV	±15 mV	P	N		In-Situ	5GC1058	Dec-25
DO (Zero pt)	0	mg/L	±0.1	P	N		Macron	#000228049	8/26/2025
DO (Saturated)	98.9	%	97-100%	P	N		Pace Labs	N/A (DI)	N/A (DI)
Turbidity (DI)	0	NTU	<2 NTU	P	N	NA	Pace Labs	N/A (DI)	N/A (DI)

Approx. every 8 hrs, unless only one well

ICV (Initial Calibration Verification) Time: 1224

Buffer	Check Value	Units	Range	Pass/Fail	Action Taken?	Manufacturer	Lot#	Exp.
pH 4.00b	4.08	s.u.	±0.15 s.u.	P	NA	Proactive	5GD0333	Apr-27
pH 7.00b	6.97	s.u.	±0.15 s.u.	P		Proactive	5GC1678	Mar-27
pH 10.00b	10.01	s.u.	±0.15 s.u.	P		Proactive	5GC1614	Mar-27
SC 1000	1011	µS/cm	±5%	P	NA	Reagents	8405243	Jun-26

Approx. every 8 hrs, unless only one well

CCV (Continued Calibration Verification): Time:

Buffer	Check Value	Units	Range	Pass/Fail	Calibrate?	Adjusted Reading	Manufacturer	Lot#	Exp.
pH 4.00a	4.07	s.u.	±0.1 s.u.	P	N	NA	MSI	024140-01	5/21/2026
pH 7.00a	6.92	s.u.	±0.1 s.u.	P			MSI	024145-01	5/29/2026
pH 10.00a	10.08	s.u.	±0.1 s.u.	P			MSI	024072-02	3/21/2026
SC 1000	992	µS/cm	±5%	P			Reagents	8405243	Jun-26
DO (Zero pt)	0	mg/L	±0.1 mg/L	P			Macron	#000228049	8/26/2025
Turbidity (DI)	0	NTU	<2 NTU	P	N	NA	Pace Labs	N/A (DI)	N/A (DI)

Approx. every 8 hrs, unless only one well

Comments:

Signature:	[signature]	Date:	7-16-25

Multiparameter Meter Field Calibration Checklist

Field Personnel:	AJW	Location:	Duck Creek
Weather:	Cloudy 73°-80° 6mph Wind NW	Environment:	grassy, overgrown

Multiparameter Water Meter	Make: Horiba	Model: U-5000	Serial Number: V732PKK		
Water Level Meter	Make: Heron	Model: Dipper-T	Serial Number: 3717-T		

Buffer	Check Value	Units	Range	Pass/Fail	Calibrate?	Adjusted Reading	Manufacturer	Lot#	Exp.
pH 4.00a	4.13	s.u.	±0.1 s.u.	F	yes	4.00	MSI	024140-01	5/21/2026
pH 7.00a	6.86	s.u.	±0.1 s.u.	F	yes	7.01	MSI	024145-01	5/29/2026
pH 10.00a	9.98	s.u.	±0.1 s.u.	P	NO	N/A	MSI	024072-02	3/21/2026
SC Zero (DI)	0.157	µS/cm	0<25 µS/cm	F	yes	0.0	Pace Labs	N/A (DI)	N/A (DI)
SC 2000	1520	µS/cm	±5%	F	yes	2000	Proactive	4GJ1615	Oct-25
ORP	245	mV	±15 mV	P	NO	N/A	In-Situ	5GC1058	Dec-25
DO (Zero pt)	0.0	mg/L	±0.1	P	NO	N/A	Macron	#000228049	8/26/2025
DO (Saturated)	97.9	%	97-100%	P	NO	N/A	Pace Labs	N/A (DI)	N/A (DI)
Turbidity (DI)	0.0	NTU	<2 NTU	P	NO	N/A	Pace Labs	N/A (DI)	N/A (DI)

Approx. every 8 hrs, unless only one well

ICV (Initial Calibration Verification) Time: 9:15

Buffer	Check Value	Units	Range	Pass/Fail	Action Taken?	Manufacturer	Lot#	Exp.
pH 4.00b	3.95	s.u.	±0.15 s.u.	P	NO	Proactive	5GD0333	Apr-27
pH 7.00b	6.98	s.u.	±0.15 s.u.	P	NO	Proactive	5GC1678	Mar-27
pH 10.00b	9.92	s.u.	±0.15 s.u.	P	NO	Proactive	5GC1614	Mar-27
SC 1000	1360	µS/cm	±5%	F	yes / 1000	Reagents	8405243	Jun-26

Approx. every 8 hrs, unless only one well

CCV (Continued Calibration Verification): Time:

Buffer	Check Value	Units	Range	Pass/Fail	Calibrate?	Adjusted Reading	Manufacturer	Lot#	Exp.
pH 4.00a		s.u.	±0.1 s.u.				MSI	024140-01	5/21/2026
pH 7.00a		s.u.	±0.1 s.u.				MSI	024145-01	5/29/2026
pH 10.00a		s.u.	±0.1 s.u.				MSI	024072-02	3/21/2026
SC 1000		µS/cm	±5%				Reagents	8405243	Jun-26
DO (Zero pt)		mg/L	±0.1 mg/L				Macron	#000228049	8/26/2025
Turbidity (DI)		NTU	<2 NTU				Pace Labs	N/A (DI)	N/A (DI)

Approx. every 8 hrs, unless only one well

Comments: Only one well samples

Signature: [signature] Date: 07/17/25

Multiparameter Meter Field Calibration Checklist

Field Personnel:	Jordan Bohannan	Location:	Duck Creek
Weather:	74°F, Sunny, 6mph wind	Environment:	Grassy

Multiparameter Water Meter	Make: Horiba	Model: U-5000	Serial Number: AGJTK4XG		
Water Level Meter	Make: Heron	Model: Dipper T	Serial Number: 19FF211192HB		

Buffer	Check Value	Units	Range	Pass/Fail	Calibrate?	Adjusted Reading	Manufacturer	Lot#	Exp.
pH 4.00a	4.30	s.u.	±0.1 s.u.	F	Yes	N/A	MSI	024140-01	5/21/2026
pH 7.00a	7.27	s.u.	±0.1 s.u.	F	Yes	N/A	MSI	024145-01	5/29/2026
pH 10.00a	9.65	s.u.	±0.1 s.u.	F	Yes	N/A	MSI	024072-02	3/21/2026
SC Zero (DI)	0.00	µS/cm	0<25 µS/cm	P	No	N/A	Pace Labs	N/A (DI)	N/A (DI)
SC 2000	2007	µS/cm	±5%				Proactive	4GJ1615	Oct-25
ORP	232	mV	±15 mV				In-Situ	5GC1058	Dec-25
DO (Zero pt)	0.00	mg/L	±0.1				Macron	#000228049	8/26/2025
DO (Saturated)	100%	%	97-100%				Pace Labs	N/A (DI)	N/A (DI)
Turbidity (DI)	0.00	NTU	<2 NTU				Pace Labs	N/A (DI)	N/A (DI)

Approx. every 8 hrs, unless only one well

ICV (Initial Calibration Verification) — Time: 0910

Buffer	Check Value	Units	Range	Pass/Fail	Action Taken?	Manufacturer	Lot#	Exp.
pH 4.00b	4.03	s.u.	±0.15 s.u.	P	None	Proactive	5GD0333	Apr-27
pH 7.00b	7.02	s.u.	±0.15 s.u.	P	None	Proactive	5GC1678	Mar-27
pH 10.00b	10.06	s.u.	±0.15 s.u.	P	None	Proactive	5GC1614	Mar-27
SC 1000	1001	µS/cm	±5%	P	None	Reagents	8405243	Jun-26

Approx. every 8 hrs, unless only one well

CCV (Continued Calibration Verification): — Time:

Buffer	Check Value	Units	Range	Pass/Fail	Calibrate?	Adjusted Reading	Manufacturer	Lot#	Exp.
pH 4.00a		s.u.	±0.1 s.u.				MSI	024140-01	5/21/2026
pH 7.00a		s.u.	±0.1 s.u.				MSI	024145-01	5/29/2026
pH 10.00a		s.u.	±0.1 s.u.				MSI	024072-02	3/21/2026
SC 1000		µS/cm	±5%				Reagents	8405243	Jun-26
DO (Zero pt)		mg/L	±0.1 mg/L				Macron	#000228049	8/26/2025
Turbidity (DI)		NTU	<2 NTU				Pace Labs	N/A (DI)	N/A (DI)

Approx. every 8 hrs, unless only one well

Comments: only one well sampled

Signature: JBohannan

Date: 7/17/25

Multiparameter Meter Field Calibration Checklist

Field Personnel:	KALEB DESKE	Location:	DUCK CREEK
Weather:	74°C CLOUDY 10MPH SE	Environment:	GRASS

Multiparameter Water Meter	Make:	HORIBA	Model:	U-5000	Serial Number:	3T85NNNF	
Water Level Meter	Make:	HERON	Model:	WT	Serial Number:	19FF211101548	

Buffer	Check Value	Units	Range	Pass/Fail	Calibrate?	Adjusted Reading	Manufacturer	Lot#	Exp.
pH 4.00a	4.03	s.u.	±0.1 s.u.	PASS	NO	N/A	MSI	024140-01	5/21/2026
pH 7.00a	6.98	s.u.	±0.1 s.u.				MSI	024145-01	5/29/2026
pH 10.00a	10.01	s.u.	±0.1 s.u.				MSI	024072-02	3/21/2026
SC Zero (DI)	10.0	µS/cm	0<25 µS/cm				Pace Labs	N/A (DI)	N/A (DI)
SC 2000	2000	µS/cm	±5%				Proactive	4GJ1615	Oct-25
ORP	232	mV	±15 mV				In-Situ	4GJ0045	Jul-25
DO (Zero pt)	0.0	mg/L	±0.1				Macron	#000228049	8/26/2025
DO (Saturated)	99	%	97-100%				Pace Labs	N/A (DI)	N/A (DI)
Turbidity (DI)	1.04	NTU	<2 NTU				Pace Labs	N/A (DI)	N/A (DI)

Approx. every 8 hrs, unless only one well

ICV (Initial Calibration Verification) Time: 0915

Buffer	Check Value	Units	Range	Pass/Fail	Action Taken?	Manufacturer	Lot#	Exp.
pH 4.00b	5.23	s.u.	±0.15 s.u.	FAIL	4.00	Proactive	5GD0333	Apr-27
pH 7.00b	7.30	s.u.	±0.15 s.u.		7.00	Proactive	5GC1678	Mar-27
pH 10.00b	10.11	s.u.	±0.15 s.u.		10.00	Proactive	5GC1614	Mar-27
SC 1000	1000	µS/cm	±5%	PASS	N/A	Reagents	8405243	Jun-26

Approx. every 8 hrs, unless only one well

CCV (Continued Calibration Verification): Time: 1315

Buffer	Check Value	Units	Range	Pass/Fail	Calibrate?	Adjusted Reading	Manufacturer	Lot#	Exp.
pH 4.00a	4.00	s.u.	±0.1 s.u.	PASS	NO	N/A	MSI	024140-01	5/21/2026
pH 7.00a	7.02	s.u.	±0.1 s.u.				MSI	024145-01	5/29/2026
pH 10.00a	10.01	s.u.	±0.1 s.u.				MSI	024072-02	3/21/2026
SC 1000	1000	µS/cm	±5%				Reagents	8405243	Jun-26
DO (Zero pt)	0.0	mg/L	±0.1 mg/L				Macron	#000228049	8/26/2025
Turbidity (DI)	0.83	NTU	<2 NTU				Pace Labs	N/A (DI)	N/A (DI)

Approx. every 8 hrs, unless only one well

Comments:

Signature:	[signature]	Date:	07/17/25

Multiparameter Meter Field Calibration Checklist

Field Personnel:	Logan Ross	Location:	Duck Creek
Weather:	67-81	Environment:	GRASSLAND

Multiparameter Water Meter	Make: Horiba	Model: U5000	Serial Number: YL9KJ9HA		
Water Level Meter	Make: Heron	Model: Dipper T	Serial Number: 11FF220930SML		

Buffer	Check Value	Units	Range	Pass/Fail	Calibrate?	Adjusted Reading	Manufacturer	Lot#	Exp.
pH 4.00a	3.92	s.u.	±0.1 s.u.	P	N	NA	MSI	024140-01	5/21/2026
pH 7.00a	6.90	s.u.	±0.1 s.u.				MSI	025066-02	3/24/2027
pH 10.00a	10.04	s.u.	±0.1 s.u.				MSI	025066-01	3/18/2027
SC Zero (DI)	19	µS/cm	0<25 µS/cm				Pace Labs	N/A (DI)	N/A (DI)
SC 2000	1910	µS/cm	±5%				Proactive	4GJ1615	Oct-25
ORP	225	mV	±15 mV				In-Situ	5GC1058	Dec-25
DO (Zero pt)	0	mg/L	±0.1				Macron	#000228049	8/26/2025
DO (Saturated)	99.8	%	97-100%				Pace Labs	N/A (DI)	N/A (DI)
Turbidity (DI)	1.2	NTU	<2 NTU	P	N	NA	Pace Labs	N/A (DI)	N/A (DI)

Approx. every 8 hrs, unless only one well

ICV (Initial Calibration Verification) — Time: 0916

Buffer	Check Value	Units	Range	Pass/Fail	Action Taken?	Manufacturer	Lot#	Exp.
pH 4.00b	3.99	s.u.	±0.15 s.u.	P	NA	Proactive	5GD0333	Apr-27
pH 7.00b	6.90	s.u.	±0.15 s.u.	P		Proactive	5GC1678	Mar-27
pH 10.00b	9.97	s.u.	±0.15 s.u.	P	NA	Proactive	5GC1614	Mar-27
SC 1000	254	µS/cm	±5%	F	CAL 1000	Reagents	8405243	Jun-26

Approx. every 8 hrs, unless only one well

CCV (Continued Calibration Verification): — Time: 1315

Buffer	Check Value	Units	Range	Pass/Fail	Calibrate?	Adjusted Reading	Manufacturer	Lot#	Exp.
pH 4.00a	4.02	s.u.	±0.1 s.u.	P	N	NA	MSI	024140-01	5/21/2026
pH 7.00a	6.93	s.u.	±0.1 s.u.				MSI	024145-01	5/29/2026
pH 10.00a	10.06	s.u.	±0.1 s.u.				MSI	024072-02	3/21/2026
SC 1000	991	µS/cm	±5%				Reagents	8405243	Jun-26
DO (Zero pt)	0	mg/L	±0.1 mg/L				Macron	#000228049	8/26/2025
Turbidity (DI)	0	NTU	<2 NTU	P	N	NA	Pace Labs	N/A (DI)	N/A (DI)

Approx. every 8 hrs, unless only one well

Comments:

Signature:	[signature]	Date:	7-~~16~~ 17-25

AP 7/18/25

Multiparameter Meter Field Calibration Checklist

Field Personnel:	Logan Ross	Location:	DUCK CREEK
Weather:	Sunny	Environment:	GRASSLAND

Multiparameter Water Meter	Make: Horiba	Model: U 5000	Serial Number: AGJ7H4XG		
Water Level Meter	Make: Heron	Model: Dipper T	Serial Number: 11FF2209305ML		

Buffer	Check Value	Units	Range	Pass/Fail	Calibrate?	Adjusted Reading	Manufacturer	Lot#	Exp.
pH 4.00a	3.89	s.u.	±0.1 s.u.	F	Y	4.00	MSI	024140-01	5/21/2026
pH 7.00a	7.01	s.u.	±0.1 s.u.	P	Y	7.00	MSI	024145-01	5/29/2026
pH 10.00a	9.96	s.u.	±0.1 s.u.	P	N	NA	MSI	024072-02	3/21/2026
SC Zero (DI)	2	µS/cm	0<25 µS/cm	P	N		Pace Labs	N/A (DI)	N/A (DI)
SC 2000	2032	µS/cm	±5%	P	N		Proactive	4GJ1615	Oct-25
ORP	231	mV	±15 mV	P	N		In-Situ	5GC1058	Dec-25
DO (Zero pt)	0	mg/L	±0.1	P	N		Macron	#000228049	8/26/2025
DO (Saturated)	98.2	%	97-100%	P	N		Pace Labs	N/A (DI)	N/A (DI)
Turbidity (DI)	0	NTU	<2 NTU	P	N	NA	Pace Labs	N/A (DI)	N/A (DI)

Approx. every 8 hrs, unless only one well

ICV (Initial Calibration Verification) Time: 1030

Buffer	Check Value	Units	Range	Pass/Fail	Action Taken?	Manufacturer	Lot#	Exp.
pH 4.00b	4.01	s.u.	±0.15 s.u.	P	NA	Proactive	5GD0333	Apr-27
pH 7.00b	7.08	s.u.	±0.15 s.u.	P		Proactive	5GC1678	Mar-27
pH 10.00b	~~10~~ 10.11	s.u.	±0.15 s.u.	P		Proactive	5GC1614	Mar-27
SC 1000	982	µS/cm	±5%	P	NA	Reagents	8405243	Jun-26

Approx. every 8 hrs, unless only one well

CCV (Continued Calibration Verification): Time:

Buffer	Check Value	Units	Range	Pass/Fail	Calibrate?	Adjusted Reading	Manufacturer	Lot#	Exp.
pH 4.00a		s.u.	±0.1 s.u.				MSI	024140-01	5/21/2026
pH 7.00a		s.u.	±0.1 s.u.				MSI	024145-01	5/29/2026
pH 10.00a		s.u.	±0.1 s.u.				MSI	024072-02	3/21/2026
SC 1000		µS/cm	±5%				Reagents	8405243	Jun-26
DO (Zero pt)		mg/L	±0.1 mg/L				Macron	#000228049	8/26/2025
Turbidity (DI)		NTU	<2 NTU				Pace Labs	N/A (DI)	N/A (DI)

Approx. every 8 hrs, unless only one well

Comments: only one well sampled

Signature: [illegible] Date: 7-18-2025

ATTACHMENT C
COMPARISON TO BACKGROUND
QUARTER 3, 2025

ATTACHMENT C.
COMPARISON TO BACKGROUND - QUARTER 3, 2025
845 QUARTERLY REPORT
DUCK CREEK POWER PLANT
BOTTOM ASH BASIN
CANTON, IL

Well ID	HSU	Event	Parameter	Units	Date Range	Sample Count	Percent ND	Statistical Calculation	Statistical Result	Background
BA01	UA	E010	Antimony, total	mg/L	02/05/16 - 07/03/25	18	100	All ND - Last	0.003	0.003
BA01	UA	E010	Arsenic, total	mg/L	02/05/16 - 07/03/25	18	22	CI around median	0.001	0.0240
BA01	UA	E010	Barium, total	mg/L	02/05/16 - 07/03/25	18	0	CB around T-S line	0.0942	0.480
BA01	UA	E010	Beryllium, total	mg/L	02/05/16 - 07/03/25	18	100	All ND - Last	0.001	0.00210
BA01	UA	E010	Boron, total	mg/L	02/05/16 - 07/03/25	30	0	CI around median	0.023	7.90
BA01	UA	E010	Cadmium, total	mg/L	02/05/16 - 07/03/25	18	100	All ND - Last	0.001	0.001
BA01	UA	E010	Chloride, total	mg/L	02/05/16 - 07/03/25	30	0	CB around linear reg	16.7	700
BA01	UA	E010	Chromium, total	mg/L	02/05/16 - 07/03/25	18	94	CI around median	0.004	0.0730
BA01	UA	E010	Cobalt, total	mg/L	02/05/16 - 07/03/25	18	89	CI around median	0.002	0.0300
BA01	UA	E010	Fluoride, total	mg/L	02/05/16 - 07/03/25	30	67	CB around T-S line	0.233	0.461
BA01	UA	E010	Lead, total	mg/L	02/05/16 - 07/03/25	18	61	CB around T-S line	-0.00342	0.0420
BA01	UA	E010	Lithium, total	mg/L	02/05/16 - 07/03/25	18	100	All ND - Last	0.02	0.0680
BA01	UA	E010	Mercury, total	mg/L	02/05/16 - 07/03/25	18	89	CI around median	0.0002	0.004
BA01	UA	E010	Molybdenum, total	mg/L	02/05/16 - 07/03/25	18	6	CB around T-S line	0.000532	0.00550
BA01	UA	E010	pH (field)	SU	02/05/16 - 07/03/25	34	0	CI around median	6.9/7.0	6.4/7.5
BA01	UA	E010	Radium 226 + Radium 228, total	pCi/L	02/05/16 - 07/03/25	18	0	CI around mean	0.639	7.27
BA01	UA	E010	Selenium, total	mg/L	02/05/16 - 07/03/25	17	100	All ND - Last	0.001	0.00230
BA01	UA	E010	Sulfate, total	mg/L	02/05/16 - 07/03/25	30	0	CB around linear reg	140	890
BA01	UA	E010	Thallium, total	mg/L	02/05/16 - 07/03/25	18	100	All ND - Last	0.001	0.001
BA01	UA	E010	Total Dissolved Solids	mg/L	02/05/16 - 07/03/25	30	0	CB around T-S line	604	2,590
BA02	UA	E010	Antimony, total	mg/L	02/05/16 - 07/03/25	18	100	All ND - Last	0.003	0.003
BA02	UA	E010	Arsenic, total	mg/L	02/05/16 - 07/03/25	18	11	CI around geomean	0.00169	0.0240
BA02	UA	E010	Barium, total	mg/L	02/05/16 - 07/03/25	18	0	CI around mean	0.191	0.480
BA02	UA	E010	Beryllium, total	mg/L	02/05/16 - 07/03/25	18	94	CI around median	0.001	0.00210
BA02	UA	E010	Boron, total	mg/L	02/05/16 - 07/03/25	30	0	CB around linear reg	0.0527	7.90
BA02	UA	E010	Cadmium, total	mg/L	02/05/16 - 07/03/25	18	100	All ND - Last	0.001	0.001
BA02	UA	E010	Chloride, total	mg/L	02/05/16 - 07/03/25	30	0	CB around linear reg	9.7	700

ATTACHMENT C.
COMPARISON TO BACKGROUND - QUARTER 3, 2025
845 QUARTERLY REPORT
DUCK CREEK POWER PLANT
BOTTOM ASH BASIN
CANTON, IL

Well ID	HSU	Event	Parameter	Units	Date Range	Sample Count	Percent ND	Statistical Calculation	Statistical Result	Background
BA02	UA	E010	Chromium, total	mg/L	02/05/16 - 07/03/25	18	100	All ND - Last	0.004	0.0730
BA02	UA	E010	Cobalt, total	mg/L	02/05/16 - 07/03/25	18	100	All ND - Last	0.002	0.0300
BA02	UA	E010	Fluoride, total	mg/L	02/05/16 - 07/03/25	30	83	CI around median	0.25	0.461
BA02	UA	E010	Lead, total	mg/L	02/05/16 - 07/03/25	18	83	CI around median	0.001	0.0420
BA02	UA	E010	Lithium, total	mg/L	02/05/16 - 07/03/25	18	100	All ND - Last	0.02	0.0680
BA02	UA	E010	Mercury, total	mg/L	02/05/16 - 07/03/25	18	94	CI around median	0.0002	0.004
BA02	UA	E010	Molybdenum, total	mg/L	02/05/16 - 07/03/25	18	0	CI around mean	0.00412	0.00550
BA02	UA	E010	pH (field)	SU	02/05/16 - 07/03/25	31	0	CI around mean	7.0/7.3	6.4/7.5
BA02	UA	E010	Radium 226 + Radium 228, total	pCi/L	02/05/16 - 07/03/25	18	0	CI around mean	0.515	7.27
BA02	UA	E010	Selenium, total	mg/L	02/05/16 - 07/03/25	18	89	CI around median	0.001	0.00230
BA02	UA	E010	Sulfate, total	mg/L	02/05/16 - 07/03/25	30	0	CB around linear reg	12.2	890
BA02	UA	E010	Thallium, total	mg/L	02/05/16 - 07/03/25	18	94	Most recent sample	0.001	0.001
BA02	UA	E010	Total Dissolved Solids	mg/L	02/05/16 - 07/03/25	30	0	CI around mean	452	2,590
BA02L	UA/PMP	E010	Antimony, total	mg/L	--	--	--	--	NS[7]	0.003
BA02L	UA/PMP	E010	Arsenic, total	mg/L	--	--	--	--	NS[7]	0.0240
BA02L	UA/PMP	E010	Barium, total	mg/L	--	--	--	--	NS[7]	0.480
BA02L	UA/PMP	E010	Beryllium, total	mg/L	--	--	--	--	NS[7]	0.00210
BA02L	UA/PMP	E010	Boron, total	mg/L	--	--	--	--	NS[7]	7.90
BA02L	UA/PMP	E010	Cadmium, total	mg/L	--	--	--	--	NS[7]	0.001
BA02L	UA/PMP	E010	Chloride, total	mg/L	--	--	--	--	NS[7]	700
BA02L	UA/PMP	E010	Chromium, total	mg/L	--	--	--	--	NS[7]	0.0730
BA02L	UA/PMP	E010	Cobalt, total	mg/L	--	--	--	--	NS[7]	0.0300
BA02L	UA/PMP	E010	Fluoride, total	mg/L	--	--	--	--	NS[7]	0.461
BA02L	UA/PMP	E010	Lead, total	mg/L	--	--	--	--	NS[7]	0.0420
BA02L	UA/PMP	E010	Lithium, total	mg/L	--	--	--	--	NS[7]	0.0680
BA02L	UA/PMP	E010	Mercury, total	mg/L	--	--	--	--	NS[7]	0.004
BA02L	UA/PMP	E010	Molybdenum, total	mg/L	--	--	--	--	NS[7]	0.00550

ATTACHMENT C.
COMPARISON TO BACKGROUND - QUARTER 3, 2025
845 QUARTERLY REPORT
DUCK CREEK POWER PLANT
BOTTOM ASH BASIN
CANTON, IL

Well ID	HSU	Event	Parameter	Units	Date Range	Sample Count	Percent ND	Statistical Calculation	Statistical Result	Background
BA02L	UA/PMP	E010	pH (field)	SU	--	--	--	--	NS[7]	6.4/7.5
BA02L	UA/PMP	E010	Radium 226 + Radium 228, total	pCi/L	--	--	--	--	NS[7]	7.27
BA02L	UA/PMP	E010	Selenium, total	mg/L	--	--	--	--	NS[7]	0.00230
BA02L	UA/PMP	E010	Sulfate, total	mg/L	--	--	--	--	NS[7]	890
BA02L	UA/PMP	E010	Thallium, total	mg/L	--	--	--	--	NS[7]	0.001
BA02L	UA/PMP	E010	Total Dissolved Solids	mg/L	--	--	--	--	NS[7]	2,590
BA03	UA	E010	Antimony, total	mg/L	02/05/16 - 07/03/25	18	100	All ND - Last	0.003	0.003
BA03	UA	E010	Arsenic, total	mg/L	02/05/16 - 07/03/25	18	89	CI around median	0.001	0.0240
BA03	UA	E010	Barium, total	mg/L	02/05/16 - 07/03/25	18	0	CB around linear reg	0.107	0.480
BA03	UA	E010	Beryllium, total	mg/L	02/05/16 - 07/03/25	18	100	All ND - Last	0.001	0.00210
BA03	UA	E010	Boron, total	mg/L	02/05/16 - 07/03/25	30	0	CB around T-S line	0.0123	7.90
BA03	UA	E010	Cadmium, total	mg/L	02/05/16 - 07/03/25	18	100	All ND - Last	0.001	0.001
BA03	UA	E010	Chloride, total	mg/L	02/05/16 - 07/03/25	30	0	CB around linear reg	4.56	700
BA03	UA	E010	Chromium, total	mg/L	02/05/16 - 07/03/25	18	89	CI around median	0.004	0.0730
BA03	UA	E010	Cobalt, total	mg/L	02/05/16 - 07/03/25	18	100	All ND - Last	0.002	0.0300
BA03	UA	E010	Fluoride, total	mg/L	02/05/16 - 07/03/25	30	63	CB around T-S line	0.229	0.461
BA03	UA	E010	Lead, total	mg/L	02/05/16 - 07/03/25	18	78	CI around median	0.001	0.0420
BA03	UA	E010	Lithium, total	mg/L	02/05/16 - 07/03/25	18	100	All ND - Last	0.02	0.0680
BA03	UA	E010	Mercury, total	mg/L	02/05/16 - 07/03/25	18	89	CI around median	0.0002	0.004
BA03	UA	E010	Molybdenum, total	mg/L	02/05/16 - 07/03/25	18	11	CB around linear reg	-0.000323	0.00550
BA03	UA	E010	pH (field)	SU	02/05/16 - 07/03/25	32	0	CI around mean	7.0/7.3	6.4/7.5
BA03	UA	E010	Radium 226 + Radium 228, total	pCi/L	02/05/16 - 07/03/25	18	0	CI around mean	0.542	7.27
BA03	UA	E010	Selenium, total	mg/L	02/05/16 - 07/03/25	18	44	CI around median	0.001	0.00230
BA03	UA	E010	Sulfate, total	mg/L	02/05/16 - 07/03/25	30	0	CB around linear reg	13.9	890
BA03	UA	E010	Thallium, total	mg/L	02/05/16 - 07/03/25	18	100	All ND - Last	0.001	0.001
BA03	UA	E010	Total Dissolved Solids	mg/L	02/05/16 - 07/03/25	30	0	CI around mean	418	2,590
BA03L	UA/PMP	E010	Antimony, total	mg/L	04/14/21 - 07/03/25	17	100	All ND - Last	0.003	0.003

ATTACHMENT C.
COMPARISON TO BACKGROUND - QUARTER 3, 2025
845 QUARTERLY REPORT
DUCK CREEK POWER PLANT
BOTTOM ASH BASIN
CANTON, IL

Well ID	HSU	Event	Parameter	Units	Date Range	Sample Count	Percent ND	Statistical Calculation	Statistical Result	Background
BA03L	UA/PMP	E010	Arsenic, total	mg/L	04/14/21 - 07/03/25	17	82	CI around median	0.001	0.0240
BA03L	UA/PMP	E010	Barium, total	mg/L	04/14/21 - 07/03/25	17	0	CI around median	0.12	0.480
BA03L	UA/PMP	E010	Beryllium, total	mg/L	04/14/21 - 07/03/25	17	94	CI around median	0.001	0.00210
BA03L	UA/PMP	E010	Boron, total	mg/L	04/14/21 - 07/03/25	18	0	CB around T-S line	0.358	7.90
BA03L	UA/PMP	E010	Cadmium, total	mg/L	04/14/21 - 07/03/25	17	100	All ND - Last	0.001	0.001
BA03L	UA/PMP	E010	Chloride, total	mg/L	04/14/21 - 07/03/25	18	0	CI around mean	18.2	700
BA03L	UA/PMP	E010	Chromium, total	mg/L	04/14/21 - 07/03/25	17	59	CI around median	0.004	0.0730
BA03L	UA/PMP	E010	Cobalt, total	mg/L	04/14/21 - 07/03/25	17	88	CI around median	0.002	0.0300
BA03L	UA/PMP	E010	Fluoride, total	mg/L	04/14/21 - 07/03/25	18	83	CI around median	0.25	0.461
BA03L	UA/PMP	E010	Lead, total	mg/L	04/14/21 - 07/03/25	17	65	CI around median	0.001	0.0420
BA03L	UA/PMP	E010	Lithium, total	mg/L	04/14/21 - 07/03/25	17	94	CI around median	0.02	0.0680
BA03L	UA/PMP	E010	Mercury, total	mg/L	04/14/21 - 07/03/25	17	88	CI around median	0.0002	0.004
BA03L	UA/PMP	E010	Molybdenum, total	mg/L	04/14/21 - 07/03/25	17	35	CI around median	0.001	0.00550
BA03L	UA/PMP	E010	pH (field)	SU	04/14/21 - 07/03/25	18	0	CI around mean	6.7/7.1	6.4/7.5
BA03L	UA/PMP	E010	Radium 226 + Radium 228, total	pCi/L	04/14/21 - 07/03/25	16	0	CI around geomean	0.354	7.27
BA03L	UA/PMP	E010	Selenium, total	mg/L	04/14/21 - 07/03/25	17	94	CI around median	0.001	0.00230
BA03L	UA/PMP	E010	Sulfate, total	mg/L	04/14/21 - 07/03/25	18	0	CI around mean	352	890
BA03L	UA/PMP	E010	Thallium, total	mg/L	04/14/21 - 07/03/25	17	100	All ND - Last	0.001	0.001
BA03L	UA/PMP	E010	Total Dissolved Solids	mg/L	04/14/21 - 07/03/25	18	0	CI around median	990	2,590
BA04	UA	E010	Antimony, total	mg/L	02/05/16 - 07/10/25	18	100	All ND - Last	0.003	0.003
BA04	UA	E010	Arsenic, total	mg/L	02/05/16 - 07/10/25	18	72	CI around median	0.001	0.0240
BA04	UA	E010	Barium, total	mg/L	02/05/16 - 07/10/25	18	0	CI around geomean	0.103	0.480
BA04	UA	E010	Beryllium, total	mg/L	02/05/16 - 07/10/25	18	100	All ND - Last	0.001	0.00210
BA04	UA	E010	Boron, total	mg/L	02/05/16 - 07/10/25	30	0	CI around geomean	0.208	7.90
BA04	UA	E010	Cadmium, total	mg/L	02/05/16 - 07/10/25	18	100	All ND - Last	0.001	0.001
BA04	UA	E010	Chloride, total	mg/L	02/05/16 - 07/10/25	30	0	CB around T-S line	43	700
BA04	UA	E010	Chromium, total	mg/L	02/05/16 - 07/10/25	18	100	All ND - Last	0.004	0.0730

ATTACHMENT C.
COMPARISON TO BACKGROUND - QUARTER 3, 2025
845 QUARTERLY REPORT
DUCK CREEK POWER PLANT
BOTTOM ASH BASIN
CANTON, IL

Well ID	HSU	Event	Parameter	Units	Date Range	Sample Count	Percent ND	Statistical Calculation	Statistical Result	Background
BA04	UA	E010	Cobalt, total	mg/L	02/05/16 - 07/10/25	18	94	CI around median	0.002	0.0300
BA04	UA	E010	Fluoride, total	mg/L	02/05/16 - 07/10/25	30	33	CB around linear reg	0.222	0.461
BA04	UA	E010	Lead, total	mg/L	02/05/16 - 07/10/25	18	94	CI around median	0.001	0.0420
BA04	UA	E010	Lithium, total	mg/L	02/05/16 - 07/10/25	18	100	All ND - Last	0.02	0.0680
BA04	UA	E010	Mercury, total	mg/L	02/05/16 - 07/10/25	18	100	All ND - Last	0.0002	0.004
BA04	UA	E010	Molybdenum, total	mg/L	02/05/16 - 07/10/25	18	0	CI around geomean	0.00177	0.00550
BA04	UA	E010	pH (field)	SU	02/05/16 - 07/10/25	31	0	CI around mean	7.0/7.2	6.4/7.5
BA04	UA	E010	Radium 226 + Radium 228, total	pCi/L	02/05/16 - 07/10/25	18	0	CI around mean	0.52	7.27
BA04	UA	E010	Selenium, total	mg/L	02/05/16 - 07/10/25	18	94	CI around median	0.001	0.00230
BA04	UA	E010	Sulfate, total	mg/L	02/05/16 - 07/10/25	30	0	CB around T-S line	162	890
BA04	UA	E010	Thallium, total	mg/L	02/05/16 - 07/10/25	18	94	CI around median	0.001	0.001
BA04	UA	E010	Total Dissolved Solids	mg/L	02/05/16 - 07/10/25	30	0	CB around linear reg	693	2,590

ATTACHMENT C.
COMPARISON TO BACKGROUND - QUARTER 3, 2025
845 QUARTERLY REPORT
DUCK CREEK POWER PLANT
BOTTOM ASH BASIN
CANTON, IL

Notes:
-- = no data available
Events:
E010 = Quarter 3, 2025 sampling event
HSU = hydrostratigraphic unit:
UA = Uppermost Aquifer
UA/PMP = Uppermost Aquifer/Potential Migration Pathway
mg/L = milligrams per liter
ND = non-detect
pCi/L = picocuries per liter
SU = standard units
Sample Count = number of samples from Sampled Date Range used to calculate the Statistical Result
Statistical Calculation = method used to calculate the statistical result:
All ND - Last = All results were below the reporting limit, and the last determined reporting limit is shown.
CB around linear reg = Confidence band around linear regression
CB around T-S line = Confidence band around Thiel-Sen line
CI around geomean = Confidence interval around the geometric mean
CI around mean = Confidence interval around the mean
CI around median = Confidence interval around the median
Most recent sample = Result for the most recently collected sample used due to insufficient data.
Statistical Result = calculated in accordance with the Statistical Analysis Plan using constituent concentrations observed at each monitoring well during all sampling events within the specified date range
Statistical Result Code (if applicable):
NR[1] = Parameter not analyzed.
NS[1] = Well has been, or will be, abandoned; therefore, a sample was not collected.
NS[2] = Well either needs or was undergoing maintenance; therefore, a sample was not collected.
NS[3] = The location was not accessible; therefore, a sample was not collected.
NS[4] = The location could not be found; therefore, a sample was not collected.
NS[5] = The location was damaged; therefore, a sample was not collected.
NS[6] = Sampling pump could not yield a sample.
NS[7] = Well was either dry or purged dry and did not recover sufficiently to yield adequate volume for a sample.
NS[8] = A sample was not collected.
PM[1] = Parameter not analyzed as the well purged dry during sample collection and did not sufficiently recover to yield adequate sample volume for analysis.
For pH, the values presented are the lower / upper limits of the background determination